

GWINNETT COUNTY, GEORGIA



CONSOLIDATED ANNUAL PERFORMANCE AND EVALUATION REPORT (CAPER) JANUARY 1, 2015 – DECEMBER 31, 2015

**PREPARED FOR SUBMISSION TO
THE U.S. DEPARTMENT OF HOUSING
AND URBAN DEVELOPMENT**

Prepared By



Table of Contents

Executive Summary.....	5
Goals and Outcomes.....	7
CR-05 Goals and Outcomes – 91.520	7
Beneficiaries.....	15
CR-10 Racial and Ethnic description of families assisted – 91.520(a)	15
Resources and Investments.....	17
CR-15 Resources and Investments – 91.520(a)	17
Affordable Housing.....	23
CR-20 Affordable Housing – 91.520(b).....	23
Homelessness	25
CR-25 Homeless and Other Special Needs – 91.220(d,e); 91.320(d,e); 91.520(c)	25
Public Housing	27
CR-30 Public Housing - 91.220(h); 91.320(j).....	27
Other Actions.....	28
CR-35 Other Actions - 91.220(j)-(k); 91.320(i)-(j).....	28
Monitoring.....	32
CR-40 Monitoring – 91.220;91.230	32
Citizen Participation	33
Citizen Participation Plan – 91.105(d); 91.115(d)	33
Community Development Block Grant.....	34
CR-45 CDBG – 91.520(c).....	34
HOME Investment Partnerships Program.....	35
CR-50 HOME – 91.520(d).....	35
Emergency Solutions Grant.....	37
CR-65 Persons Assisted.....	37
CR-70 Assistance Provided and Outcomes – 91.520(g)	40
CR-75 ESG Expenditures.....	41

List of Tables

Table 1 – 2015 HUD Funding allocations by Strategic Priority.....	6
Table 2 – Accomplishments – Program Year & Strategic Plan to Date.....	9
Table 3 – Assistance to Racial and Ethnic Populations by Source of Funds.....	15
Table 4 – Resources Made Available	17
Table 5 – Geographic Distribution and Location of Investments	18
Table 6 – Detailed Allocation by Target Area	18
Table 7 – Fiscal Year Summary – HOME Match Report.....	19
Table 8 – Match Contribution for the Federal Fiscal Year	20
Table 9 – Program Income.....	21
Table 10 – Minority Business and Women Business Enterprises.....	22
Table 11 – Minority Owners of Rental Property.....	22
Table 12 – Relocation and Real Property Acquisition.....	22
Table 13 – Number of Households Served.....	23
Table 14 – Number of Households Supported	23
Table 15 – Number of Persons Served.....	24
Table 16 – Household Information for Homelessness Prevention Activities.....	37
Table 17 – Household Information for Rapid Re-Housing Activities.....	37
Table 18 – Shelter Information.....	37
Table 19 – Household Information for Street Outreach.....	37
Table 20 – Household Information for Persons Served with ESG.....	38
Table 21 – Gender Information.....	38
Table 22 – Age Information.....	38
Table 23 – Special Population Served.....	39
Table 24 – Shelter Capacity	40
Table 25 – ESG Expenditures for Homelessness Prevention	41
Table 26 – ESG Expenditures for Rapid Re-Housing	41
Table 27 – ESG Expenditures for Emergency Shelter.....	41
Table 28 – Other Grant Expenditures	41
Table 29 – Total ESG Funds Expended	42
Table 30 – Other Funds Expended on Eligible ESG Activities.....	42
Table 31 – Total Amount of Funds Expended on ESG Activities.....	42

List of Exhibits

Exhibit 1 Gwinnett County Maps
Exhibit 2 Gwinnett County Citizen Participation – 2015 Draft CAPER
Exhibit 3Gwinnett County Section 3 Annual Reports
Exhibit 4Gwinnett County HUD IDIS Reports
Exhibit 5Fair Housing and Equal Opportunity (FHEO) Checklist

Executive Summary

The Gwinnett County Consolidated Annual Performance and Evaluation Report (CAPER), prepared for the U.S. Department of Housing and Urban Development (HUD), provides a detailed description of the county's use of HUD funding from January 1, 2015 – December 31, 2015. The report also measures the county's progress toward meeting the goals outlined in the 2015 – 2019 Consolidated Plan, available on the Gwinnett County website at <https://www.gwinnettcountry.com>.

Gwinnett County, Georgia, located approximately 30 miles northeast of Atlanta, is comprised of 437 square miles of suburban and rural communities. Gwinnett is home to 16 municipalities and has consistently been named one of the top 100 fastest-growing counties in the United States¹, with a population that increased from 588,448 in 2000 to approximately 877,922 in 2014 (49%)².

The Gwinnett County Department of Financial Services (DoFS) is the lead agency responsible for the management of the county's HUD funding and the development of the Annual Action Plans, annual CAPERs, and five-year Consolidated Plans. Since 1986, Gwinnett County has received direct assistance as an entitlement community under HUD's Community Development Block Grant (CDBG) Program. Gwinnett County is also a participating jurisdiction under the HOME Investment Partnerships Program (HOME), as well as a formula grantee under the Emergency Solutions Grant (ESG) Program. Funds for these programs can only be used for Gwinnett residents who meet certain eligibility criteria and/or for eligible activities located within county borders, as outlined by program regulations.

Summary of Resources and Distribution of Funds

In 2015, Gwinnett County had \$15,056,152.60 in available resources, comprised of: grant awards for the CDBG, HOME, and ESG Programs totaling \$7,130,796.00; Program Income in the amount of \$94,029.33; and, a surplus of unexpended funds from 2010 through 2014, totaling \$7,831,327.27.

By December 31, 2015 the county spent \$8,326,087.67, or 55%, of the total available funds.

¹ US Census Bureau, American FactFinder, Resident Population Estimates (various years), Accessed August 27, 2015. <http://factfinder.census.gov/faces/tableservices/jsf/pages/productview.xhtml?src=CF>

² US Census Bureau, American FactFinder, Community Facts- Gwinnett County, Georgia, Accessed August 27, 2015. http://factfinder.census.gov/faces/nav/jsf/pages/community_facts.xhtml#none

Strategic Priorities and Long-Term Objectives

CDBG, HOME, and ESG funds were awarded to projects that addressed the following strategic priorities outlined in the 2015-2019 Consolidated Plan:

- 1) Increase Access to Affordable Housing;
- 2) Increase Housing Options for Homeless and At Risk of Homelessness;
- 3) Reduce Substandard Housing;
- 4) Increase Housing and Supportive Services for Targeted Populations;
- 5) Increase the Capacity of Public Facilities and Public Services to Improve the Social, Economic, and Physical environment by Acquiring, Constructing, or Rehabilitating Public Facilities, Revitalizing Older Areas of the County, Providing Equipment and Operating Support Through Public Service Activities, and Providing Overall Program Administration and Management; and,
- 6) Affirmatively Further Fair Housing Choice

A detailed breakdown of the 2015 funding allocations by priority is shown in Table 1.

Table 1 – 2015 HUD Funding Allocations by Strategic Priority				
Strategic Priority	CDBG	HOME	ESG	Total
1	\$0.00	\$876,805.00	\$0.00	\$876,805.00
2	\$0.00	\$0.00	\$420,382.00	\$420,382.00
3	\$417,184.00	\$0.00	\$0.00	\$417,184.00
4	\$961,960.00	\$406,464.00	\$0.00	\$1,368,424.00
5	\$3,871,332.00	\$142,585.00	\$34,084.00	\$4,048,001.00
6	\$0.00	\$0.00	\$0.00	\$0.00
TOTAL	\$5,250,476.00	\$1,425,854.00	\$454,466.00	\$7,130,796.00

Goals and Outcomes

CR-05 Goals and Outcomes - 91.520(a)

From January 1 through December 31, 2015, Gwinnett County expended \$7,522,617.21 in CDBG, ESG, and HOME funding to further its strategic priorities as outlined in the 2015-2019 Consolidated Plan and 2015 Annual Action Plan.

Strategic Priority #1: Increase Access to Affordable Housing

Gwinnett County expended \$1,142,797.65 in HOME funds to increase low- to moderate-income (LMI) residents' access to affordable housing. Atlanta Neighborhood Development Partnership (ANDP) and Lawrenceville Housing Corporation (LHC) used funding to acquire and rehabilitate 17 single-family units, which were sold to (LMI) homebuyers. Homestretch, the county's downpayment assistance program (DPA), provided loans to 37 LMI first-time homebuyers.

Strategic Priority #2: Increase Housing Options for Homeless and At Risk of Homelessness

Gwinnett expended \$447,161.71 in Emergency Solutions Grant (ESG) funding to provide housing support and financial assistance for 903 persons, 49% (439) of whom were children. Emergency shelter was provided by seven subrecipients, four of which operate shelters; three used hotel/motel vouchers to secure lodging for their homeless clientele. Homelessness prevention services were administered by three subrecipients, which provided financial assistance for rental arrears and short-term rental assistance to avert evictions. Another two subrecipients offered Rapid Re-Housing programs to homeless persons in need of financial assistance to secure stable housing.

Strategic Priority #3: Reduce Substandard Housing

The county expended \$601,790.68 on projects that contributed to the preservation of Gwinnett's affordable housing stock. Homeowner education and housing counseling was provide to 665 persons. Through the Homeowner Housing Rehabilitation Program, 19 homes owned by LMI persons were rehabilitated. Weatherization and/or energy conservation was improved in all 19 homes.

Strategic Priority #4: Increase Housing and Supportive Services for Targeted Populations

A total of \$1,478,813.25 in CDBG funding was expended on programs that served 3,070 persons who identify as severely disabled, survivors of domestic violence, elderly, and/or homeless. The funding was used by eight subrecipients that provide services such as emergency, rental, and permanent housing; adult daycare; community integration and day programs for developmentally disabled adults; and, assistance to move homeless persons in to stable housing.

Strategic Priority #5: Increase the Capacity of Public Facilities and Public Services

A total of \$4,402,580.48 in CDBG funding was expended on overall management of the CDBG, HOME and ESG grant programs, as well as on public facilities and services. Projects carried out by ten subrecipients included water and sewer improvements; construction of roads and sidewalks; health care facility acquisition and expansions; and, funding to support the operation of programs meeting the public services needs of the county. The projects benefitted an aggregate of 24,318 LMI persons.

Strategic Priority #6: Affirmatively Further Fair Housing Choice

Gwinnett County recaptured \$40,000.00 from projects funded in prior years and was reprogrammed it to The Center for Pan Asian Community Services (CPACS) to operate a Fair Housing program. CPACS fully expended the award and performed Fair Housing outreach and education, assistance with filing Fair Housing complaints to HUD, and landlord/tenant mediation. In 2015, these activities benefitted a reported 264 persons.

Comparison of the proposed versus actual outcomes for each outcome measure submitted with the 2015 – 2019 Consolidated Plan - 91.520(g)

Table 2 - Accomplishments – Program Year & Strategic Plan to Date										
Goal	Category	Source/Amount of 2015 award allocated	Indicator	Unit of Measure	Expected – Strategic Plan	Actual – Strategic Plan	Percent Complete	Expected – Program Year	Actual – Program Year	Percent Complete
Provide downpayment assistance	Affordable Housing	HOME/ \$0.00	Direct financial assistance to homebuyers	Household Housing Unit	175	37	27%	0	37	N/A
Acquisition/ Rehabilitation/ Disposition of Single-Family Units	Affordable Housing	HOME/ \$876,805.00	Acquisition/ Rehabilitation/ Disposition of Housing Units	Household Housing Unit	20	17	85%	13	17	131%
Acquisition/ Rehabilitation of Transitional Housing	Affordable Housing	CDBG/ \$0.00	Acquisition/ Rehabilitation of Transitional Housing Units	Household Housing Unit	12	0	0%	0	0	0%
Rehabilitation of Existing Housing	Affordable Housing	CDBG/ \$350,000.00	Number of Households Receiving Rehabilitation	Household Housing Unit	75	19	25%	18	19	105%
Homeowner Education	Affordable Housing	CDBG/ \$67,184.00	Number of Households Receiving Housing Counseling/ Homeowner Education	Households Assisted	5,000	665	13%	705	665	94%

Gwinnett County, Georgia – 2015 Consolidated Annual Performance Evaluation Report (CAPER)

Goal	Category	Source/Amount of 2015 award allocated	Indicator	Unit of Measure	Expected – Strategic Plan	Actual – Strategic Plan	Percent Complete	Expected – Program Year	Actual – Program Year	Percent Complete
Energy Conservation and/or Weatherization of Existing Housing	Affordable Housing	CDBG/ (see Rehabilitation of Existing Housing)	Number of Households Receiving Rehabilitation	Household Housing Unit	25	19	76%	6	19	316%
Hazardous Materials Abatement/Removal	Affordable Housing	CDBG/ (see Rehabilitation of Existing Housing)	Number of Households Receiving Rehabilitation	Household Housing Unit	10	0	0%	6	0	0%
Acquire/Construct/Rehabilitate Housing for Targeted Populations	Affordable Housing	CDBG/ \$0.00	Number of Households Acquired/Constructed/Rehabilitated for Special Needs Housing	Households Assisted	450	0	0%	0	0	0%
Acquire/Construct/Rehabilitate Transitional Housing for Targeted Populations	Affordable Housing	HOME/ \$406,464.00	Acquisition/Rehabilitation of Transitional Housing Units	Household Housing Unit	12	2	17%	4	2	50%
Acquire/Construct/Rehabilitate Public Facilities and Infrastructure for Targeted Populations	Non-Housing Community Development	CDBG/ \$515,446.00	Number of Persons Benefiting from New or Improved Facilities for Targeted Populations	Persons Assisted	2,250	1,741	77%	444	1,741	392%

Gwinnett County, Georgia – 2015 Consolidated Annual Performance Evaluation Report (CAPER)

Goal	Category	Source/Amount of 2015 award allocated	Indicator	Unit of Measure	Expected – Strategic Plan	Actual – Strategic Plan	Percent Complete	Expected – Program Year	Actual – Program Year	Percent Complete
Financial Assistance (Equipment and Operating Costs) for Agencies Serving Targeted Populations	Non-Housing Community Development	CDBG/ \$446,514.00	Number of Persons Benefiting From New or Increased Services to Targeted Populations	Persons Assisted	3,500	6,879	197%	1,550	6,879	444%
Provide Support for Emergency Housing and Supportive Services for the Homeless	Homeless	ESG/ \$272,679.00	Number of Persons Receiving Overnight Shelter	Persons Assisted	2,500	681	27%	429	681	158%
Provide Funding to Increase Permanent Supportive Housing to Homeless and At Risk of Homelessness Populations	Homeless	ESG/ \$138,703.00	Number of Persons Receiving Homeless Prevention Assistance	Persons Assisted	2,000	222	11%	923	222	24%
Support the Expansion of HMIS	Homeless	ESG/ \$9,000.00	Number of Agencies Utilizing HMIS	Agencies Assisted	15	5	33%	5	5	100%
Construct New Public Facilities and Infrastructure	Non-Housing Community Development Needs	CDBG/ \$30,000.00	Number of Persons Benefiting From Increased Capacity of Public Facilities	Persons Assisted	1,500	0	0.00%	700	0	0%

Gwinnett County, Georgia – 2015 Consolidated Annual Performance Evaluation Report (CAPER)

Goal	Category	Source/Amount of 2015 award allocated	Indicator	Unit of Measure	Expected – Strategic Plan	Actual – Strategic Plan	Percent Complete	Expected – Program Year	Actual – Program Year	Percent Complete
Improve Existing Deteriorated Public Facilities and Infrastructure	Non-Housing Community Development	CDBG/ \$3,080,207.00	Number of Persons Benefiting From Increased Capacity of Public Facilities	Persons Assisted	1,500	11,576	771%	37,915	11,576	31%
Provide Funding, Support, or Technical Assistance to Agencies Meeting the Public Service Needs of the County	Non-Housing Community Development	CDBG/ \$98,125.00	Number of Persons Benefiting from New or Increased Services to Targeted Populations	Persons Assisted	3,725	114,386	3,071%	94,448	114,386	121%
Provide the Administrative Structure for the Planning, Implementation, and Management of the CDBG, HOME, and ESG grant programs as well as other housing, community development and homeless programs.	Non-Housing Community Development	CDBG/ \$663,000.00 HOME/ \$142,585.00 ESG/ \$34,034.00	N/A	N/A	N/A	N/A	N/A	N/A	N/A	N/A
Affirmatively Furthering Fair Housing Activities	Fair Housing	CDBG/ \$0.00	Number of Persons Benefiting from Fair Housing Activities	Households Assisted	200	264	132	162	264	163%

CDBG Accomplishments

In 2015, Gwinnett County managed 45 activities that contributed to the development of viable communities for the county's LMI residents. Table 2 on pages 8 through 11 provided the reported program accomplishments. It is important to note that Public Facilities subrecipients are not required to report beneficiary data until the month after the project meets completion. Therefore, data for projects that completed in December 2015 and those continuing into 2016 will be included in the 2016 CAPER.

The county allocated \$3,851,507.00 to 14 Public Facilities activities that served an aggregate of 11,576 LMI residents. A total of \$3,018,357.38 was expended on activities that included repair of water and sewer lines, construction of sidewalks to connect people to transit centers and schools, and the acquisition of a health care facility. The activities met 31% of the annual goal to serve 37,915 persons and exceeded the five-year goal of assisting 1,500 persons by 771%.

The county also invested \$1,009,492.00 toward the acquisition, construction, and rehabilitation of public facilities for targeted populations, including homeless, domestic violence survivors, elderly, and severely disabled. The four activities, combined with four that continued to expend funding allocated in prior years, expended \$964,197.77 to serve an aggregate of 1,741 people, exceeding the annual goal of 444 by 392% and meeting 77% of the five-year goal of assisting 2,250 persons with special needs.

The county allocated \$701,823.00 to 15 Public Services activities. Combined with five activities that continued expending funds allocated in prior years, an aggregate of 122,194 LMI persons were served with a total expenditure of \$925,846.27. Funding for equipment and/or operating costs of agencies serving targeted populations represented 64% of the Public Services allocation (\$446,514.00). The eight subrecipients served 6,879 persons, exceeding the annual goal of 1,550 by 444% and the five-year goal of 3,500 by 197%. Activities meeting the overall public service needs of the county served 114,386 persons, exceeding the goal of reaching 94,448 by 121%. The county surpassed the five-year goal of serving 3,725 persons in this category by 3,070%.

Funding for Fair Housing activities was reprogrammed to one subrecipient that spent \$40,000.00 to provide services to 264 LMI persons, exceeding the goal of reaching 162 by 52%. A total of \$84,299.98 was expended on housing counseling and homeownership education activities. An aggregate of 665 people were served, meeting 85% of the annual goal and 14% of the five-year goal.

The Homeowner Housing Rehabilitation program aims to reduce substandard housing by providing five-year 0% deferred payment loans to income-eligible homeowners to make necessary repairs on their homes. Gwinnett County allocated \$566,832.13 to the program

in 2015; as of December 31, \$377,828.00 was expended on the rehabilitation of 19 single-family homes, benefiting 44 LMI persons. All 19 homes received work that increased energy conservation and/or improved weatherization of the property.

ESG Accomplishments

In 2015, Gwinnett County expended \$447,161.71 to address the needs of homeless and those at risk of becoming homeless. Seven non-profit organizations provided emergency lodging to a total of 681 homeless persons, exceeding the goal of reaching 429 by 59%. Five organizations used Rapid Re-Housing and Homelessness Prevention funds to provide direct financial assistance to 222 homeless and at-risk residents.

HOME Accomplishments

Gwinnett County's Oakland Downs Townhome Development met completion in 2015. This development offered 16 three-bedroom, two-bath units for first-time homebuyers with income below 80% of Area Median Income (AMI).

Although Gwinnett County did not allocate 2015 funding to the Homestretch Downpayment Assistance program, \$277,500.00 in 2012 and 2014 HOME funding was spent to provide 37 LMI homebuyers with deferred payment loans of \$7,500.00 to offset closing and downpayment costs.

Beneficiaries

CR-10 Racial and Ethnic description of families assisted – 91.520(a)

Table 3 – Assistance to Racial and Ethnic Populations by Source of Funds			
	CDBG	HOME	ESG
White	66,066	30	161
Black or African American	40,444	69	700
Asian	9,321	0	25
American Indian or American Native	0	0	8
Native Hawaiian or Other Pacific Islander	1	0	1
Total	115,832	99	895
Hispanic	49,207	15	90
Not Hispanic	66,625	84	805

Table 3 reports the number of beneficiaries served by projects that were allocated funding in 2015 and those funded in prior years that continued operations and/or met completion in 2015.

CDBG

CDBG projects reported serving 115,832 persons in 2015. Of the total, 57% (66,066) were white; 35% (40,444) were Black/African-American; and, eight percent (9,321) were Asian. A reported 42% (49,207) of CDBG beneficiaries described themselves as Hispanic.

Four issues with the CDBG program’s demographic collection were identified during the development of this report:

- 1) 6,842 beneficiaries reported their race and ethnicity as ‘Other’, which cannot be reflected in the table shown above;
- 2) Per US Census Data, 11,576 Gwinnett County residents live in low-moderate income areas where infrastructure activities with area benefits occurred. These residents were not required to report demographic information, as they qualified under Area Benefit;
- 3) At least 5,302 beneficiaries chose not to specify their race/ethnicity when asked to do so by subrecipients; and
- 4) The Housing Homeowner Rehabilitation program maintains demographic data of only the head of household, as additional household members are not required to report their demographics.

HOME

HOME projects reported served 99 persons in 2015; 30% (30) were white and 70% (69) were Black/African-American. A reported 15% (15) described themselves as Hispanic.

ESG

Race/ethnicity data was not recorded for less than one percent of the 903 persons served.

Of the 895 ESG beneficiaries reported, 18% (161) were white; 78% (700) African-American; three percent (25) Asian; and, one percent (9) was American Indian, Pacific Islander, or Native Hawaiian. A reported 10% (90) identified as Hispanic.

Resources & Investments

CR-15 Resources and Investments - 91.520(a)

Table 4 - Resources Made Available			
Source of Funds	Source	Resources Made Available	Amount Expended During Program Year
CDBG	Public - Federal	\$10,974,336.19	\$6,523,184.76
HOME	Public - Federal	\$3,401,080.20	\$1,334,910.30
ESG	Public - Federal	\$680,736.21	\$467,992.61

CDBG

As Table 4 reflects, the CDBG program had \$10,974,336.19 available for eligible activities in Project Year (PY) 2015. The county's 2015 allocation was \$5,250,476.00 and it carried forward a surplus of \$5,653,003.21 in unexpended CDBG funds from 2010 through 2014. A surplus of \$540.99 in unexpended Program Income was carried forward as well, and \$70,315.99 was generated throughout the year.

As of December 31, 59%, (\$6,523,184.73), of available CDBG funding had been expended, leaving a balance of \$4,451,151.43. On October 28, 2015, Gwinnett County met the 1.5 Timeliness Standard with a draw ratio of 1.32.

HOME

As Table 4 reflects, HOME had \$3,401,080.20 available for eligible activities in PY 2015. The county's 2015 allocation was \$1,425,854.00 and it carried forward a surplus of \$1,941,972.51 in unexpended HOME funding from 2011 through 2014. A surplus of \$9,540.35 in unexpended Program Income was carried forward as well, and \$23,713.34 was generated throughout the year.

In PY 2015, 39%, (\$1,334,910.30), of available HOME funding was expended, leaving a balance of \$2,066,169.90.

ESG

As Table 4 reflects, ESG had \$680,736.21 available for eligible activities in PY 2015. The county's 2015 allocation was \$454,446.00 and it carried forward a surplus of \$226,270.21 in unexpended ESG funding from 2013 and 2014.

In PY 2015, 69%, (467,992.61), of available ESG funding was expended, leaving a balance of \$212,743.60.

Geographic distribution and location of investments

Table 5 – Geographic Distribution and Location of Investments		
Target Area	Planned Percentage of Allocation	Actual Percentage of Allocation
Countywide	30	72
Low/Mod Census Tracts	70	28

Gwinnett County’s 2015 allocation was \$7,130,796.00. Although 72% of the county’s investment was awarded for projects that serve the entire county, five activities provided an area benefit to identified low-income Census Tracts, as detailed in Table 6. These projects received an aggregate allocation of \$1,967,000.00.

Table 6 – Detailed Allocation by Target Area		
Target Area	Allocation	Percent of total 2015 allocation
Countywide	\$5,163,796.00	72%
Buford, GA Census Tract 501.06	\$901,000.00	13%
Buford, GA Census Tract 501.03	\$185,000.00	3%
Dacula, GA Census Tract 506.08	\$240,000.00	3%
Loganville, GA Census Tract 507.31	\$414,000.00	6%
Norcross, GA Census Tracts 503.20 & 503.11	\$227,000.00	3%

Leveraging

The Homestretch Downpayment Assistance program expended \$277,500.00 in HOME funds to leverage 37 private market mortgages totaling \$5,113,400.00. The average purchase price of the homes was \$138,000.00.

Match

By law, HOME Program subrecipients are required to provide 25% Match from non-federal funds as a permanent contribution for affordable housing activities. In 2015, the 25% Match requirement was \$310,123.19, and \$470,615.00 (38%) was provided by the subrecipients, as shown in Tables 7 and 8 (on pages 19 and 20).

Table 7 - Fiscal Year Summary - HOME Match Report	
Excess match from prior Federal fiscal year	\$14,476,294.00
Match contributed during current Federal fiscal year	\$470,615.00
Total match available for current Federal fiscal year (Line 1 plus Line 2)	\$14,946,909.00
Match liability for current Federal fiscal year	\$240,289.21
Excess match carried over to next Federal fiscal year (Line 3 minus Line 4)	\$14,706,619.79

Table 8 – Match Contribution for the Federal Fiscal Year

Project No. or Other ID	Date of Contribution	Cash (non-Federal sources)	Foregone Taxes, Fees, Charges	Appraised Land/Real Property	Required Infrastructure	Site Preparation, Construction Materials, Donated labor	Bond Financing	Total Match
2058	09/01/2015	\$7,102.64	\$0.00	\$0.00	\$0.00	\$0.00	\$0.00	\$7,102.64
2059	09/30/2015	\$28,284.01	\$0.00	\$0.00	\$0.00	\$0.00	\$0.00	\$28,284.01
2073	11/18/2014	\$0.00	\$0.00	\$1,800.00	\$0.00	\$0.00	\$0.00	\$1,800.00
2074	11/26/2014	\$0.00	\$0.00	\$2,500.00	\$0.00	\$0.00	\$0.00	\$2,500.00
2079	12/22/2014	\$0.00	\$0.00	\$3,460.00	\$0.00	\$0.00	\$0.00	\$3,460.00
2129	11/24/2014	\$0.00	\$0.00	\$1,100.00	\$0.00	\$0.00	\$0.00	\$1,100.00
2133	12/09/2014	\$0.00	\$0.00	\$13,000.00	\$0.00	\$0.00	\$0.00	\$13,000.00
2134	12/10/2014	\$0.00	\$0.00	\$750.00	\$0.00	\$0.00	\$0.00	\$750.00
2137	12/19/2014	\$0.00	\$0.00	\$7,000.00	\$0.00	\$0.00	\$0.00	\$7,000.00
2138	12/18/2014	\$0.00	\$0.00	\$10,100.00	\$0.00	\$0.00	\$0.00	\$10,100.00
2139	01/22/2015	\$0.00	\$0.00	\$750.00	\$0.00	\$0.00	\$0.00	\$750.00
2141	01/02/2015	\$0.00	\$0.00	\$750.00	\$0.00	\$0.00	\$0.00	\$750.00
2143	06/12/2015	\$0.00	\$0.00	\$750.00	\$0.00	\$0.00	\$0.00	\$750.00
2145	02/12/2015	\$0.00	\$0.00	\$3,220.00	\$0.00	\$0.00	\$0.00	\$3,220.00
2146	09/30/2015	\$57,147.77	\$0.00	\$0.00	\$0.00	\$0.00	\$0.00	\$57,147.77
2149	03/13/2015	\$0.00	\$0.00	\$7,100.00	\$0.00	\$0.00	\$0.00	\$7,100.00
2158	03/13/2015	\$0.00	\$0.00	\$100.00	\$0.00	\$0.00	\$0.00	\$100.00
2160	03/30/2015	\$0.00	\$0.00	\$2,000.00	\$0.00	\$0.00	\$0.00	\$2,000.00
2161	04/07/2015	\$0.00	\$0.00	\$2,000.00	\$0.00	\$0.00	\$0.00	\$2,000.00
2162	09/30/2015	\$30,409.00	\$0.00	\$0.00	\$0.00	\$0.00	\$0.00	\$30,409.00
2163	05/13/2015	\$0.00	\$0.00	\$42,000.00	\$0.00	\$0.00	\$0.00	\$42,000.00
2164	04/24/2015	\$0.00	\$0.00	\$500.00	\$0.00	\$0.00	\$0.00	\$500.00
2166	07/22/2015	\$0.00	\$0.00	\$15,000.00	\$0.00	\$0.00	\$0.00	\$15,000.00
2172	04/30/2015	\$0.00	\$0.00	\$81,400.00	\$0.00	\$0.00	\$0.00	\$81,400.00
2173	06/29/2016	\$0.00	\$0.00	500.00	\$0.00	\$0.00	\$0.00	500.00
2176	06/26/2015	\$0.00	\$0.00	\$35,000.00	\$0.00	\$0.00	\$0.00	\$35,000.00
2177	06/09/2015	\$0.00	\$0.00	\$4,000.00	\$0.00	\$0.00	\$0.00	\$4,000.00
2180	11/16/2015	\$0.00	\$0.00	\$7,000.00	\$0.00	\$0.00	\$0.00	\$7,000.00

Table 8 – Match Contribution for the Federal Fiscal Year

Project No. or Other ID	Date of Contribution	Cash (non-Federal sources)	Foregone Taxes, Fees, Charges	Appraised Land/Real Property	Required Infrastructure	Site Preparation, Construction Materials, Donated labor	Bond Financing	Total Match
2184	08/07/2015	\$0.00	\$0.00	\$100.00	\$0.00	\$0.00	\$0.00	\$100.00
2186	08/28/2015	\$0.00	\$0.00	\$15,000.00	\$0.00	\$0.00	\$0.00	\$15,000.00
2187	09/15/2015	\$0.00	\$0.00	\$8,000.00	\$0.00	\$0.00	\$0.00	\$8,000.00
2189	09/30/2015	\$19,237.14	\$0.00	\$0.00	\$0.00	\$0.00	\$0.00	\$19,237.14
2190	09/30/2015	\$32,819.44	\$0.00	\$0.00	\$0.00	\$0.00	\$0.00	\$32,819.44
2191	08/19/2015	\$0.00	\$0.00	\$2,000.00	\$0.00	\$0.00	\$0.00	\$2,000.00
2192	08/28/2015	\$0.00	\$0.00	\$1,000.00	\$0.00	\$0.00	\$0.00	\$1,000.00
2194	09/25/2015	\$0.00	\$0.00	\$27,735.00	\$0.00	\$0.00	\$0.00	\$27,735.00
TOTAL		\$175,000.00	\$0.00	\$295,615.00	\$0.00	\$0.00	\$0.00	\$470,615.00

Table 9 - Program Income

Balance on hand at beginning of reporting period	Amount received during reporting period	Total amount expended during reporting period	Amount expended for TBRA	Balance on hand at end of reporting period
\$9,540.35	\$23,713.34	\$33,253.69	\$0.00	\$0.00

HOME MBE/WBE report

Table 10 – Minority Business and Women Business Enterprises						
Minority Business Enterprises						
	Total	Alaskan Native or American Indian	Asian or Pacific Islander	Black Non-Hispanic	Hispanic	White Non-Hispanic
Contracts						
Number	0	0	0	0	0	0
Dollar Amount	\$0.00	\$0.00	\$0.00	\$0.00	\$0.00	\$0.00
Sub-Contracts						
Number	0	0	0	0	0	0
Dollar Amount	\$0.00	\$0.00	\$0.00	\$0.00	\$0.00	\$0.00
Women Business Enterprises						
	Total	Women	Male			
Contracts						
Number	0	0	0			
Dollar Amount	\$0.00	\$0.00	\$0.00			
Sub-Contracts						
Number	0	0	0			
Dollar Amount	\$0.00	\$0.00	\$0.00			

Table 11 – Minority Owners of Rental Property						
	Total	Alaskan Native or American Indian	Asian or Pacific Islander	Black Non-Hispanic	Hispanic	White Non-Hispanic
Number	0	0	0	0	0	0
Dollar Amount	\$0.00	\$0.00	\$0.00	\$0.00	\$0.00	\$0.00

Table 12 – Relocation and Real Property Acquisition						
Parcels Acquired				0	0	
Businesses Displaced				0	0	
Nonprofit Organizations Displaced				0	0	
Households Temporarily Relocated, not Displaced				0	0	
Minority Property Enterprises						
Households Displaced	Total	Alaskan Native or American Indian	Asian or Pacific Islander	Black Non-Hispanic	Hispanic	White Non-Hispanic
Number	0	0	0	0	0	0
Cost	\$0.00	\$0.00	\$0.00	\$0.00	\$0.00	\$0.00

Affordable Housing

CR-20 Affordable Housing - 91.520(b)

Table 13 – Number of Households Served		
	One-Year Goal	Actual
Number of homeless households to be provided affordable housing units	333	202
Number of non-homeless households to be provided affordable housing units	80	176
Number of special-needs households to be provided affordable housing units	45	64
Total	458	442

Table 14 – Number of Households Supported		
	One-Year Goal	Actual
Number of households supported through rental assistance	0	222
Number of households supported through the production of new units	0	0
Number of households supported through the rehab of existing units	15	19
Number of households supported through the acquisition of existing units	18	55
Total	33	296

Barriers to meeting goals

Except for the number of homeless households provided affordable housing units, all goals were exceeded. As identified in the 2015 Analysis of Impediments to Fair Housing (AI), the lack of affordable housing options in Gwinnett County is the primary barrier to stabilizing the county’s homeless. The short supply of affordable housing units is in high demand among Gwinnett’s LMI population.

Gwinnett’s ESG program offers opportunities to move homeless persons into stable housing. However, background checks on potential rental applicants make it difficult for many individuals who may have credit challenges, prior evictions, or incarcerations to access housing. ESG subrecipients offering Rapid Re-Housing services to move homeless residents into stable housing cannot assist anyone who earns more than 50% AMI. However, a common practice of property owners throughout the county is to require tenants to have household incomes that are three times the amount of rent listed for the property in which they are interested. In 2015, the Fair Market Rent (FMR) for a one bedroom apartment in the Gwinnett was \$773. To meet the income requirement of three

times the amount of rent, a single person must earn at least \$2,319 per month to be qualified for the apartment, which is just over 200% of Federal Poverty Limits. The income requirement is a tremendous challenge to helping Gwinnett’s LMI residents secure and maintain stable, affordable housing.

Impact on future annual action plans

Subrecipients will be strongly encouraged to consider market conditions, and availability of rental and permanent affordable housing options when determining realistic 12-month beneficiary goals. Subrecipients will also be encouraged to identify barriers to providing affordable housing, and to outline strategies for overcoming them.

Number of extremely low-income, low-income, and moderate-income persons served by each activity where information on income by family size is required to determine the eligibility of the activity

Table 15 – Number of Persons Served		
Number of Persons Served	CDBG Actual	HOME Actual
Extremely Low-income	75,893	0
Low-income	15,683	35
Moderate-income	6,172	80
Total	97,748	115

HOME

HOME projects included acquisition/rehabilitation/disposition of single-family and rental homes. The properties were sold and rented to low to moderate-income persons. The Homestretch program provided downpayment assistance to low to moderate-income first-time homebuyers.

CDBG

Five public facilities projects provided area benefits to low-income Census Tracts. Of the fifteen activities that were allocated public services funding, eight served presumed benefit groups. The Homeowner Housing Rehabilitation Program benefitted 19 LMI residents.

Homelessness

CR-25 Homeless and Other Special Needs - 91.220(d, e); 91.320(d, e); 91.520(c)

Reaching out to homeless persons (especially unsheltered persons) and assessing their individual needs

Gwinnett County participates in Georgia's Balance of State Continuum of Care (BoS), which is administered by the Georgia Department of Community Affairs (DCA). The BoS is currently working to develop a coordinated assessment system that will allow organizations throughout the BoS to practice the "No Wrong Door Approach" and maximize efficient use of funding.

In 2015, Gwinnett County required ESG subrecipients to participate in collaboratives sponsored by the Gwinnett Coalition for Health and Human Services. The monthly meetings provide an opportunity for service providers to share resources, knowledge, and strategies to address the needs of Gwinnett's homeless population.

Addressing the emergency shelter and transitional housing needs of homeless persons

While the Partnership Against Domestic Violence and Center for Pan Asian Community Services (CPACS) operate on-site emergency shelters, the majority of Gwinnett County Emergency Shelter subrecipients provide emergency lodging via hotel/motel vouchers. In 2015, a new project administered by Another Chance of Atlanta used funding to support a scattered-site emergency shelter. Rainbow Village (Transitional Housing) increased their inventory of housing units by constructing a third six-unit apartment building on their campus. The program can now accommodate six additional families.

Helping low-income individuals and families avoid becoming homeless, especially extremely low-income individuals and families and those who are: likely to become homeless after being discharged from publicly funded institutions and systems of care (such as health care facilities, mental health facilities, foster care and other youth facilities, and corrections programs and institutions); and, receiving assistance from public or private agencies that address housing, health, social services, employment, education, or youth needs

In 2015, Gwinnett County awarded funding to a new project administered by Another Chance of Atlanta. Through an agreement with the Gwinnett County District Attorney's office, Another Chance of Atlanta provides immediate access to emergency shelter for US military veterans upon their release from correctional programs. The program provides comprehensive case management services; often the first action necessary is to assist

veterans to navigate the processes of obtaining replacement Social Security cards, Birth Certificates, state issued ID's, and military discharge paperwork. Case managers can subsequently help the veterans apply for non-cash benefits like health insurance and the Supplemental Nutrition Assistance Program (SNAP). Case managers also help the veterans secure income, either through gainful employment or by obtaining Social Security benefits. Once income is established, permanent housing solutions are pursued.

Helping homeless persons (especially chronically homeless individuals and families, families with children, veterans and their families, and unaccompanied youth) make the transition to permanent housing and independent living, including shortening the period of time that individuals and families experience homelessness, facilitating access for homeless individuals and families to affordable housing units, and preventing individuals and families who were recently homeless from becoming homeless again

Gwinnett County ESG subrecipients utilize intensive case management to help homeless persons move from homelessness to permanent housing and independent living. Case managers identify gaps in the clients' life skills and support networks, and connect them to the appropriate resources (e.g. job skills training, mental health and substance abuse treatment, GED classes, etc.). The addition of wraparound services can shorten the period of time that individuals and families experience homelessness, increase access to affordable housing units, and reduce the incidence of chronic homelessness.

Public Housing

CR-30 Public Housing - 91.220(h); 91.320(j)

Actions taken to address the needs of public housing

The Gwinnett County Community Development Program continues to work with all three Public Housing Authorities in Gwinnett County (Lawrenceville Housing Authority, Buford Housing Authority, and Norcross Housing Authority) to develop affordable housing.

In 2015, Gwinnett County awarded \$177,400.00 in CDBG funding to the Lawrenceville Housing Authority (LHA) to provide HVAC Replacements at two of its public housing developments. The Lawrenceville Housing Corporation (LHC), (a non-profit subsidiary of LHA), was awarded \$50,000.00 in CDBG funding for operating costs and \$712,927.00 in HOME funding for its single-family homeownership program (Welcome Home) and rental housing program (Pathway Home).

Actions taken to encourage public housing residents to become more involved in management and participate in homeownership

All three of Gwinnett’s public housing authorities solicit resident input during the creation of their Annual Agency Plans and other long-range planning documents. They also provide meeting space and technical assistance to their Resident Advisory Boards as issues are identified.

LHA has developed supplemental programs through its non-profit subsidiary (LHC) to offer additional affordable housing development options. These program offerings include a transitional rental program that targets homeless residents in Gwinnett County and a first-time homeownership program that is marketed to existing public housing residents in an effort to place them into a permanent housing situation. These programs are supported with Gwinnett County HOME funds and CDBG Public Services dollars.

Actions taken to provide assistance to troubled PHAs

HUD has not classified any of Gwinnett County’s Public Housing Authorities as “troubled.”

Other Actions

CR-35 Other Actions - 91.220(j)-(k); 91.320(i)-(j)

Actions taken to remove or ameliorate the negative effects of public policies that serve as barriers to affordable housing such as land use controls, tax policies affecting land, zoning ordinances, building codes, fees and charges, growth limitations, and policies affecting the return on residential investment. 91.220 (j); 91.320 (i)

As part of the county's plan to reduce impediments identified in its 2015 Analysis of Impediments to Fair Housing Choice (AI), Gwinnett County awarded \$40,000.00 in CDBG funding to the Center for Pan Asian Community Services for Fair Housing education and activities. Affirmatively Furthering Fair Housing Choice is a strategic priority identified in the county's 2015-2019 Consolidated Plan.

Community Development staff reviewed the new Affirmatively Furthering Fair Housing (AFFH) Rule and the Supreme Court decision regarding Disparate Impact. A briefing was provided to the county in addition to a review of all local zoning ordinances (county and Municipalities) that was completed as part of the AI. In order to ensure continued compliance with the new AFFH provisions, annual reviews of new zoning and land-use decision will be provided throughout the period covered by the current AI, and progress will be reported in future CAPERs.

Additionally, the county allocated HOME funding to non-profit developers to acquire, rehabilitate, and resell affordable housing, acquire and renovate rental housing, and provide downpayment assistance to income-qualified first-time homebuyers.

Actions taken to address obstacles to meeting underserved needs. 91.220(k); 91.320(j)

As identified in the county's 2015 Action Plan, three of the greatest underserved needs of LMI residents are affordable housing, affordable childcare, and access to affordable and accessible transportation.

Affordable Housing

Throughout 2015, Gwinnett County partnered with Lawrenceville Housing Corporation (LHC) and Atlanta Neighborhood Development Partnership (ANDP) to acquire 17 housing units that will be rehabilitated and sold to LMI homebuyers. The HOME-funded Homestretch Downpayment Assistance program provided deferred-payment loans of \$7,500 to 37 first-time low to moderate-income homebuyers. For their Pathway Home

rental housing program, LHC acquired and rehabilitated two housing units that were subsequently rented to formerly homeless families.

Affordable Childcare

Gwinnett County awarded \$291,394.16 of FFY 2015 CDBG funding to organizations that provide childcare and after-school programming to Gwinnett County's youth. Sheltering Arms received \$11,504.00 to reconstruct the playgrounds at their Lillian Webb Childcare Center in Lawrenceville. The Boys and Girls Club of Atlanta received \$245,000.00 to rehabilitate their facilities in Norcross and Lawrenceville. Rainbow Village was awarded \$34,989.16 to purchase a security system for their Community Center, which houses their Early Childhood Development Center.

Affordable Transportation

In 2015, Gwinnett County Transit added Saturday service on all local routes. The county also began the process of updating the Comprehensive Transportation Plan, which was initially adopted in 2001.

Actions taken to reduce lead-based paint hazards. 91.220(k); 91.320(j)

Participation in the CDBG Homeowner Housing Rehabilitation Program requires initial home inspections by a contracted HUD-certified inspector. Out of the 19 homes inspected in 2015, ten required testing for lead and/or asbestos. No hazardous materials were identified.

Actions taken to reduce the number of poverty-level families. 91.220(k); 91.320(j)

Throughout 2015, Gwinnett County attempted to reduce the number of poverty level families by increasing employment opportunities, reducing living costs, and increasing job training. With the provision of CDBG, HOME and ESG funding, the county supported local non-profit agencies that provide comprehensive services to poverty-level families, ranging from credit counseling and budgeting to comprehensive case management.

Actions taken to develop institutional structure. 91.220(k); 91.320(j)

Gwinnett County's Community Development Office is staffed by an outside consulting firm, (WFN Consulting, Inc.). In 2015, WFN created the Quality Control Assessment Tool (QCAT), designed to assess overall management of the Community Development Program. The office was monitored monthly, and the recommendations were presented in December.

Actions taken to enhance coordination between public and private housing and social service agencies. 91.220(k); 91.320(j)

In 2015, Gwinnett County began requiring ESG subrecipients to attend monthly

collaborative meetings sponsored by the Gwinnett Coalition for Health and Human Services. The collaboratives are designed to bring together a wide range of service providers for networking and opportunities to address broad issues that impact Gwinnett's most vulnerable populations.

Actions taken to overcome the effects of any impediments identified in the jurisdictions analysis of impediments to fair housing choice. 91.520(a)

Gwinnett County's 2015 Analysis of Impediments to Fair Housing Choice (AI) identified the following six impediments:

Impediment #1: A Lack of Affordable Housing Supply

In 2015, Gwinnett County addressed this impediment by:

- Preserving the county's affordable housing stock by expending \$377,828.00 in CDBG funding to rehabilitate 19 homes owned by LMI residents.
- Increasing the production of affordable housing units by expending \$1,142,797.65 in HOME funding for the acquisition, rehabilitation, and disposition of single-family homes.
- Reviewing Low-Income Tax Credit Applications for multi-family rental properties.
- Hosting an Affordable Housing Roundtable for local community leaders and housing providers, designed to increase the understanding and interest in the HOME Program and its capacity to transform communities. The event drew more than 30 professionals who identified strengths, weakness, opportunities and threats to affordable housing in Gwinnett County. The group developed ideas for innovative strategies to address the identified needs.

Impediment #2: Accessibility and Mobility Issues

In 2015, Gwinnett County addressed this impediment by initiating an update to its 2030 Unified Plan, which includes the Comprehensive Transportation Plan (CTP). Community Development staff actively participates in the Comprehensive Transportation Plan Stakeholder Committee.

Impediment #3: Restrictive Zoning Provisions

In 2015, Gwinnett County addressed this impediment by actively participating in the process of updating the 2030 Unified Plan.

Impediment #4: Resident Viewpoint on Affordable Housing

In 2015, Gwinnett County addressed this impediment by:

- Expending \$40,000.00 on Fair Housing education activities; and,

- Observing and promoting April 2015 as Fair Housing month.

Impediment #5: Deficiency of Fair Housing Education

In 2015, Gwinnett County addressed this impediment by expending \$124,299.98 on Fair Housing education and housing counseling activities.

The Center for Pan Asian Community Services (CPACS) expended \$40,000.00 on Fair Housing activities. The agency disseminated Fair Housing materials, (posters, flyers, and booklets), in English, Chinese, Korean, Spanish, and Vietnamese. An estimated 2,400 persons were reached during weekly outreach efforts at local specialty markets catering to CPACS' targeted population. CPACS' staff advertised and updated Fair Housing information on social media and presented on Fair Housing rights via Radio Korea, reaching an estimated 1,600 persons. In collaboration with CPACS' English as a Second Language program and homebuyer workshops, Fair Housing education was provided to 173 persons and 190 persons, respectively.

Impediment #6: Underserved Populations

In 2015, Gwinnett County addressed this impediment by requiring ESG subrecipients to attend monthly collaborative meetings hosted by the Gwinnett Coalition for Health and Human Services. The meetings provided subrecipients with opportunities to network and coordinate services for shared populations. By reducing the potential for duplication of services, ESG providers maximized their efficient use of ESG funds.

Monitoring

CR-40 Monitoring - 91.220 and 91.230

Standards and procedures used to monitor activities and ensure long-term compliance with requirements of the programs involved

Each year, the Gwinnett County Community Development Program conducts an annual risk analysis to determine which projects are monitored for compliance with grant requirements. This risk analysis is conducted for every subrecipient expending funding during the program year. All of the risk analysis scores are averaged; projects that scored above the average are identified for on-site monitoring. Additionally, all new subrecipients and those that have not been monitored within the prior five years are automatically identified, regardless of their risk analysis score.

Once the risk analysis evaluation has been completed, monitoring visits are scheduled. Results letters and Monitoring Compliance Reports are issued within 30 days of the visit. Subrecipients are required to respond to any concerns or findings within 30 days of their receipt of the results letter. All concerns and/or findings must be considered closed by the Community Development Program in order for the grantee to qualify for funding during the next application cycle.

Risk Analyses are conducted in August and monitoring visits are scheduled throughout the fourth quarter of the year.

Citizen Participation

Citizen Participation Plan - 91.105(d); 91.115(d)

Efforts to provide citizens with reasonable notice and an opportunity to comment on performance reports.

On Thursday, February 25, 2016 the 2015 CAPER was advertised for Public Comment in the Gwinnett Daily Post. English and Spanish versions of the Public Notice are included in Exhibit 1. Copies of the Public Notice were distributed to organizations that serve low-income persons, minorities, and/or protected classes throughout the county. Public Comments were accepted from Thursday, February 25, 2016 through Monday, March 28, 2016. A Public Hearing was held on Wednesday, March 16, 2016 at the Gwinnett County Community Development Program Office. No citizens attended the Public Hearing. Public Comments received during the Public Comment Period are provided in Exhibit 2.

Community Development Block Grant (CDBG)

CR-45 CDBG - 91.520(c)

No changes were made to the CDBG program during PY 2015. The county evaluated projects based on strategic priorities and awarded funding based on that evaluation.

In the 2015-2019 Consolidated Plan, Gwinnett County committed to the following goals:

- Increase Access to Affordable Housing;
- Increase Housing Options for Homeless and At Risk of Homelessness;
- Reduce Substandard Housing;
- Increase Housing and Supportive Services for Targeted Populations;
- Increase the Capacity of Public Facilities and Public Services to Improve the Social, Economic, and Physical Environment by Acquiring, Constructing, or Rehabilitating Public Facilities, Revitalizing Older Areas of the County, Providing Equipment and Operating Support Through Public Service Activities, and Providing Overall Program Administration and Management; and
- Affirmatively Further Fair Housing.

In 2015, the county expended CDBG funds to maintain existing affordable housing, provide operating dollars to non-profit organizations, support fair housing education programs, and improve public infrastructure.

For the remainder of the county's consolidated plan period, the Community Development staff will continue conducting annual needs assessments to determine if strategic priorities will need to be shifted.

HOME Investment Partnerships Program (HOME)

CR-50 HOME - 91.520(d)

Results of on-site inspections of affordable rental housing assisted under the program to determine compliance with housing codes and other applicable regulations

Gwinnett County had no affordable rental units requiring inspection in 2015.

Assessment of Gwinnett County's affirmative marketing actions for HOME units. 92.351(b)

Gwinnett County complies with all requirements of its affirmative marketing plan by advertising available properties via the First Multiple Listing Service and Georgia Multiple Listing Service. This provides property information and access to realtors representing a wide range of clientele.

Additionally properties are advertised on subrecipient websites, flyers are prepared for public distribution, and other materials are developed for the purposes of advertising property availability. All materials are reviewed and approved by the Community Development Program and must contain the Equal Housing Opportunity symbol.

Amount and use of program income for projects

A total of \$33,786.09 in program income was expended in PY 2015.

Program income funds were primarily expended on the Homestretch Downpayment Assistance Program in PY 2015. A total of \$25,986.69 (76.9%) was expended on Homestretch clients, while the remaining \$7,800.00 was expended on Oakland Downs (\$1,800.00) and to pay program administration costs (\$6,000.00).

Other actions taken to foster and maintain affordable housing. 91.220(k)

The Community Development Program identified the need to address the lack of affordable housing as one of its top priorities in the current Consolidated Plan and provided funding for the operation of the following activities;

- Downpayment assistance to first-time homebuyers;
- Single-Family Homeownership Program Funding for Non-Profit Developers; and
- Single-Family Rental Property Development for a Non-Profit Developer

The county will continue to evaluate its current HOME program activities and look for new eligible activities that can be funded under the HOME program to further address affordable housing needs.

Emergency Solutions Grant (ESG)

CR-65 Persons Assisted

Persons Served

Table 16 – Household Information for Homelessness Prevention Activities	
Number of Persons in Households	Total
Adults	82
Children	44
Don't Know/Refused/Other	0
Missing Information	0
Total	126

Table 17 – Household Information for Rapid Re-Housing Activities	
Number of Persons in Households	Total
Adults	70
Children	26
Don't Know/Refused/Other	0
Missing Information	0
Total	96

Table 18 – Shelter Information	
Number of Persons in Households	Total
Adults	311
Children	369
Don't Know/Refused/Other	0
Missing Information	1
Total	681

Table 19 – Household Information for Street Outreach	
Number of Persons in Households	Total
Adults	0
Children	0
Don't Know/Refused/Other	0
Missing Information	0
Total	0

Totals for all persons served with ESG

Table 20 – Household Information for Persons Served with ESG	
Number of Persons in Households	Total
Adults	463
Children	439
Don't Know/Refused/Other	0
Missing Information	1
Total	903

Gender for all persons served with ESG

Table 21 – Gender Information	
Gender Reported	Total
Male	308
Female	592
Transgender	2
Don't Know/Refused/Other	0
Missing Information	1
Total	903

Age for all persons served with ESG

Table 22 – Age Information	
	Total
Under 18	439
18-24	48
25 and over	415
Don't Know/Refused/Other	0
Missing Information	1
Total	903

Total number persons from special populations served

Table 23 – Special Population Served				
Subpopulation	Total	Total Persons Served - Prevention	Total Persons Served - RRH	Total Persons Served in Emergency Shelters
Veterans	19	5	4	10
Victims of Domestic Violence	389	0	0	389
Elderly	3	0	1	2
HIV/AIDS	0	0	0	0
Chronically Homeless	73	0	54	19
Persons with Disabilities:				
Severely Mentally Ill	0	0	0	0
Chronic Substance Abuse	0	0	0	0
Other Disability	1	0	0	1
Total	485	5	59	421

CR-70 Assistance Provided and Outcomes - 91.520(g)

Shelter Utilization

Table 24 – Shelter Capacity	
Number of New Units - Rehabbed	0
Number of New Units - Conversion	0
Total Number of bed - nights available	47,373
Total Number of bed - nights provided	45,794
Capacity Utilization	96.67%

Project Outcomes Data measured under the performance standards developed in consultation with the CoC(s)

Develop and adhere to priorities for service delivery by need

Per the ESG Interim Rule, all subrecipients were required to submit operating procedures that outline specific plans for engaging clients who meet the project requirements. All subrecipients complied with this requirement.

Assist clients in rapid movement to permanent housing from shelters or from the street

Collaborative efforts between ESG subrecipients and the Gwinnett County Coalition for Health and Human Services have resulted in improved access to stable housing for citizens experiencing homelessness.

Ensure that clients have easy access to services (No Wrong Door Approach)

ESG subrecipients are required to attend monthly collaborative meeting sponsored by the Gwinnett Coalition for Health and Human Services. Participants share resources and knowledge and work together to develop solutions to issues common to the shared population served.

Provide comprehensive case management to address a spectrum of needs for each client

Case management is provided to all clients served by Gwinnett County ESG projects. At intake, barriers to housing stability are identified and plans are developed to address them. Typical interventions are education and job training, life skills training, and resource connection.

CR-75 – ESG Expenditures

Table 25 – ESG Expenditures for Homelessness Prevention			
	Dollar Amount of Expenditures in Program Year		
	2013	2014	2015
Expenditures for Rental Assistance	\$19,276.00	\$38,415.00	\$34,655.29
Expenditures for Housing Relocation and Stabilization Services - Financial Assistance	\$0.00	\$0.00	\$2,798.77
Expenditures for Housing Relocation & Stabilization Services - Services	\$0.00	\$0.00	\$11,147.13
Expenditures for Homeless Prevention under Emergency Shelter Grants Program	\$0.00	\$0.00	\$0.00
Subtotal Homelessness Prevention	\$19,276.00	\$38,415.00	\$48,601.19

Table 26 – ESG Expenditures for Rapid Re-Housing			
	Dollar Amount of Expenditures in Program Year		
	2013	2014	2015
Expenditures for Rental Assistance	\$60,204.00	\$25,122.00	\$32,612.48
Expenditures for Housing Relocation and Stabilization Services - Financial Assistance	\$0.00	\$0.00	\$11,529.93
Expenditures for Housing Relocation & Stabilization Services - Services	\$0.00	\$0.00	\$29,093.13
Expenditures for Homeless Assistance under Emergency Shelter Grants Program	\$0.00	\$0.00	\$0.00
Subtotal Rapid Re-Housing	\$60,204.00	\$25,122.00	\$73,235.54

Table 27 – ESG Expenditures for Emergency Shelter			
	Dollar Amount of Expenditures in Program Year		
	2013	2014	2015
Essential Services	\$111,173.00	\$129,571.00	\$63,616.72
Operations	\$0.00	\$0.00	\$252,708.26
Renovation	\$0.00	\$0.00	\$0.00
Major Rehab	\$0.00	\$0.00	\$0.00
Conversion	\$0.00	\$0.00	\$0.00
Subtotal	\$111,173.00	\$129,571.00	\$316,324.98

Table 28 - Other Grant Expenditures			
	Dollar Amount of Expenditures in Program Year		
	2013	2014	2015
Street Outreach	\$0.00	\$0.00	\$0.00
HMIS	\$8,721.00	\$500.00	\$9,000.00
Administration	\$14,528.00	\$0.00	\$20,830.90

Table 29 - Total ESG Funds Expended		
2013	2014	2015
\$213,902.00	\$193,608.00	\$467,992.61

Match Source

Table 30 - Other Funds Expended on Eligible ESG Activities			
	2013	2014	2015
Other Non-ESG HUD Funds	\$33,508.42	\$305,339.64	\$97,107.65
Other Federal Funds	\$0.00	\$0.00	\$127,810.85
State Government	\$0.00	\$0.00	\$8,9700.53
Local Government	\$0.00	\$0.00	\$0.00
Private Funds	\$69,685.06	\$65,602.95	\$111,086.09
Other	\$0.00	\$0.00	\$0.00
Fees	\$0.00	\$0.00	\$0.00
Program Income	\$0.00	\$0.00	\$0.00
Total Match Amount	\$103,193.48	\$370,942.59	\$425,705.12

Table 31 - Total Amount of Funds Expended on ESG Activities		
2013	2014	2015
\$247,410.42	\$498,947.64	\$893,697.73

Exhibits

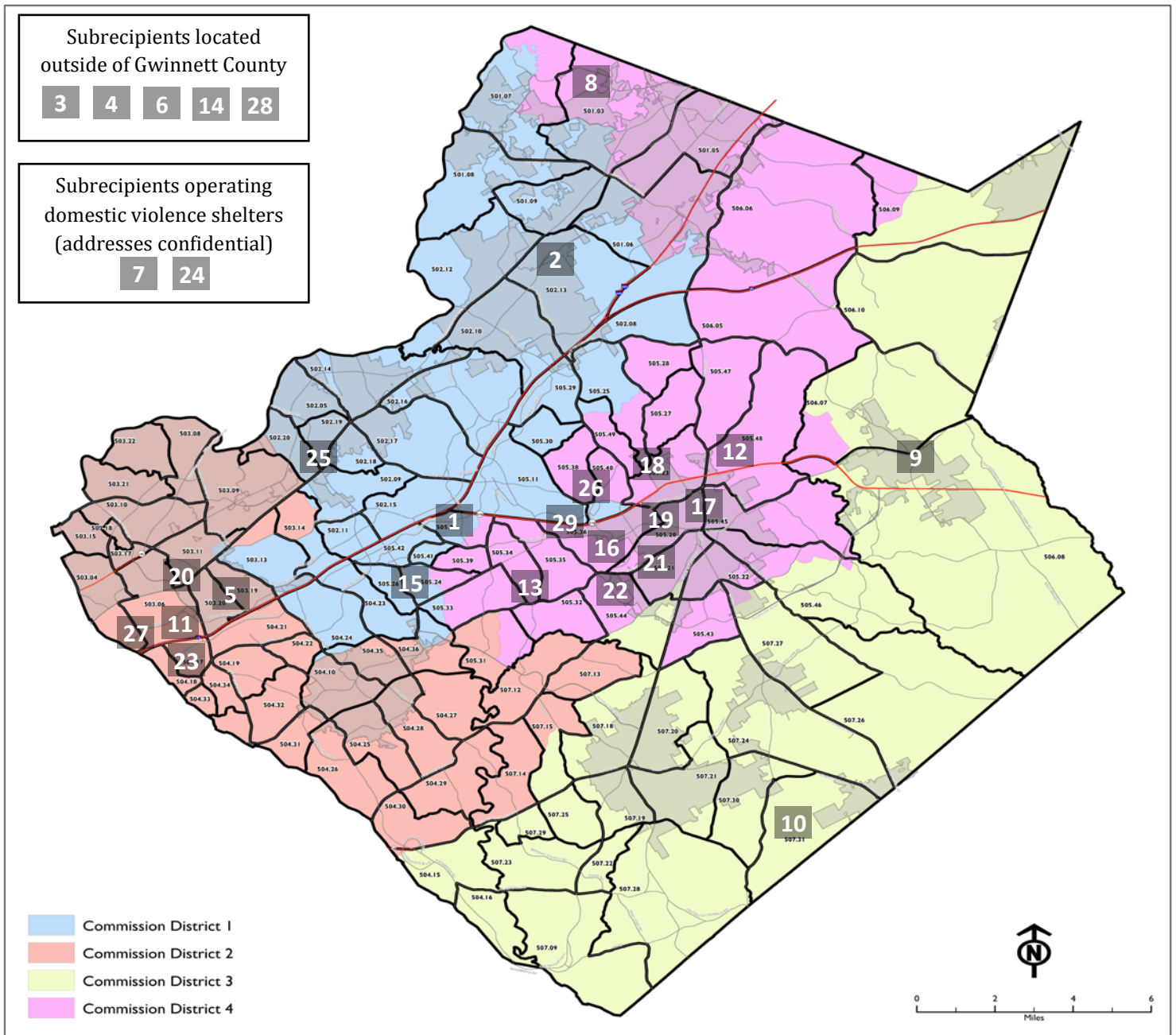
Exhibit 1 Gwinnett County Maps
Exhibit 2 Gwinnett County Citizen Participation – 2015 Draft CAPER
Exhibit 3Gwinnett County Section 3 Annual Reports
Exhibit 4Gwinnett County HUD IDIS Reports
Exhibit 5Fair Housing and Equal Opportunity (FHEO) Checklist

Exhibit 1

Gwinnett County Maps

Map 1	Geographic Distribution of 2015 Allocations
Map 2	Gwinnett County Auto Qualified Census Tracts
Map 3	2010 Black/African American Population, Proportionate to Total Population
Map 4	2010 Hispanic Population, Proportionate to Total Population
Map 5	2010 Asian Population, Proportionate to Total Population
Map 6	2010 White, Non-Hispanic Population, Proportionate to Total Population
Map 7	2010 Median Family Income
Map 8	2010 Median Household Income

Map 1: Geographic Distribution of 2015 Allocations

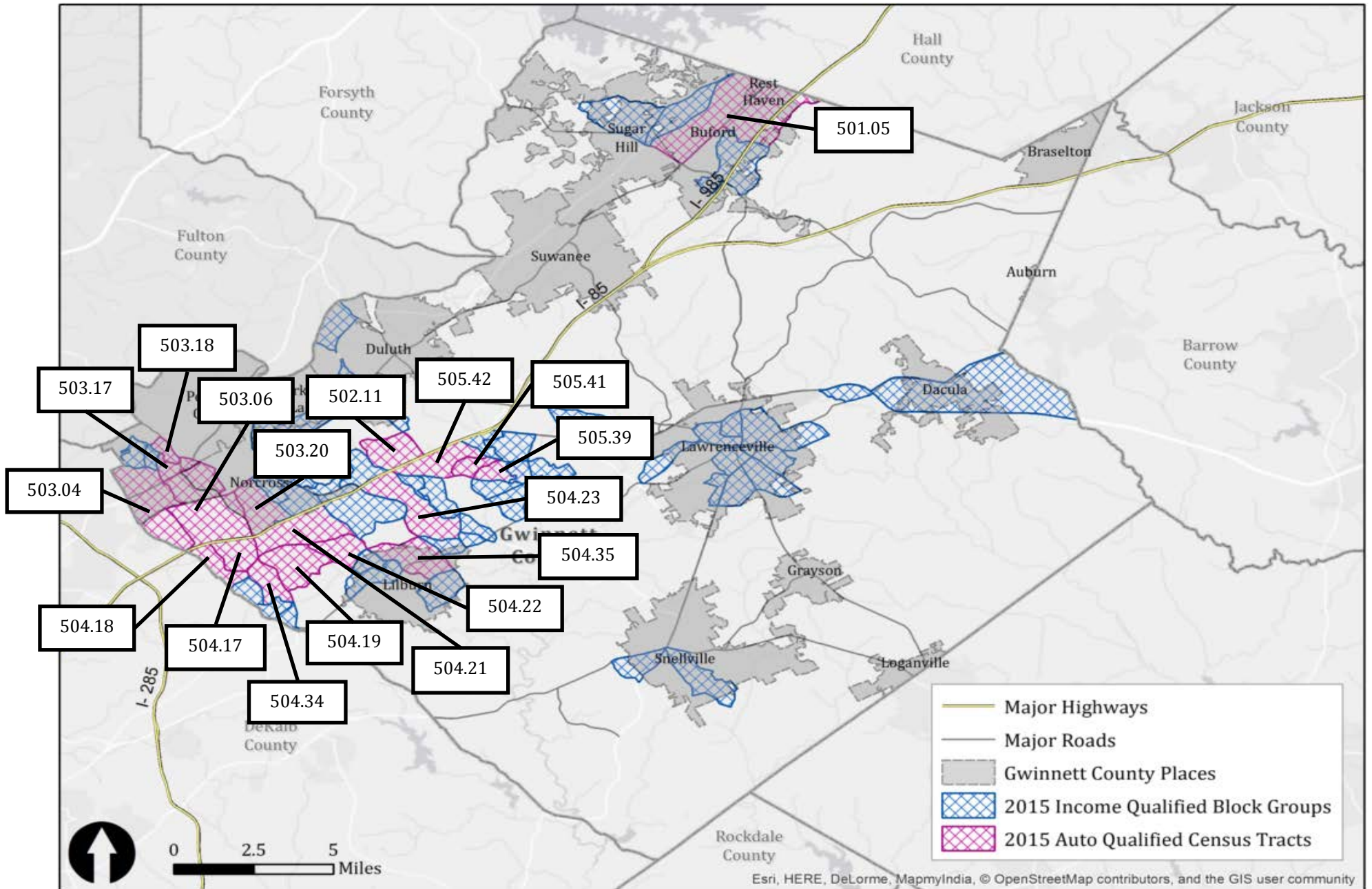


- | | | |
|---|---|--|
| 1 AID Gwinnett* | 2 Annandale Village | 3 Another Chance of Atlanta* |
| 4 Atlanta Neighborhood Development Partnership* | 5 Boys & Girls Club* | 6 Catholic Charities* |
| 7 Center for Pan Asian Community Services** | 8 City of Buford | 9 City of Dacula |
| 10 City of Loganville | 11 City of Norcross | 12 Creative Enterprises* |
| 13 Family Promise of Gwinnett* | 14 Georgia Community Support and Solutions* | 15 Good Samaritan Health Center* |
| 16 Gwinnett County Board of Health* | 17 Gwinnett County* | 18 Hi-Hope Service Center |
| 19 Hope Clinic* | 20 Latin American Association* | 21 Lawrenceville Housing Corporation* |
| 22 Lawrenceville Housing Corporation* | 23 Norcross Cooperative Ministry* | 24 Partnership Against Domestic Violence** |
| 25 Rainbow Village* | 26 The Salvation Army* | 27 Sheltering Arms* |
| 28 Travelers Aid of Metro Atlanta* | 29 View Point Health* | |

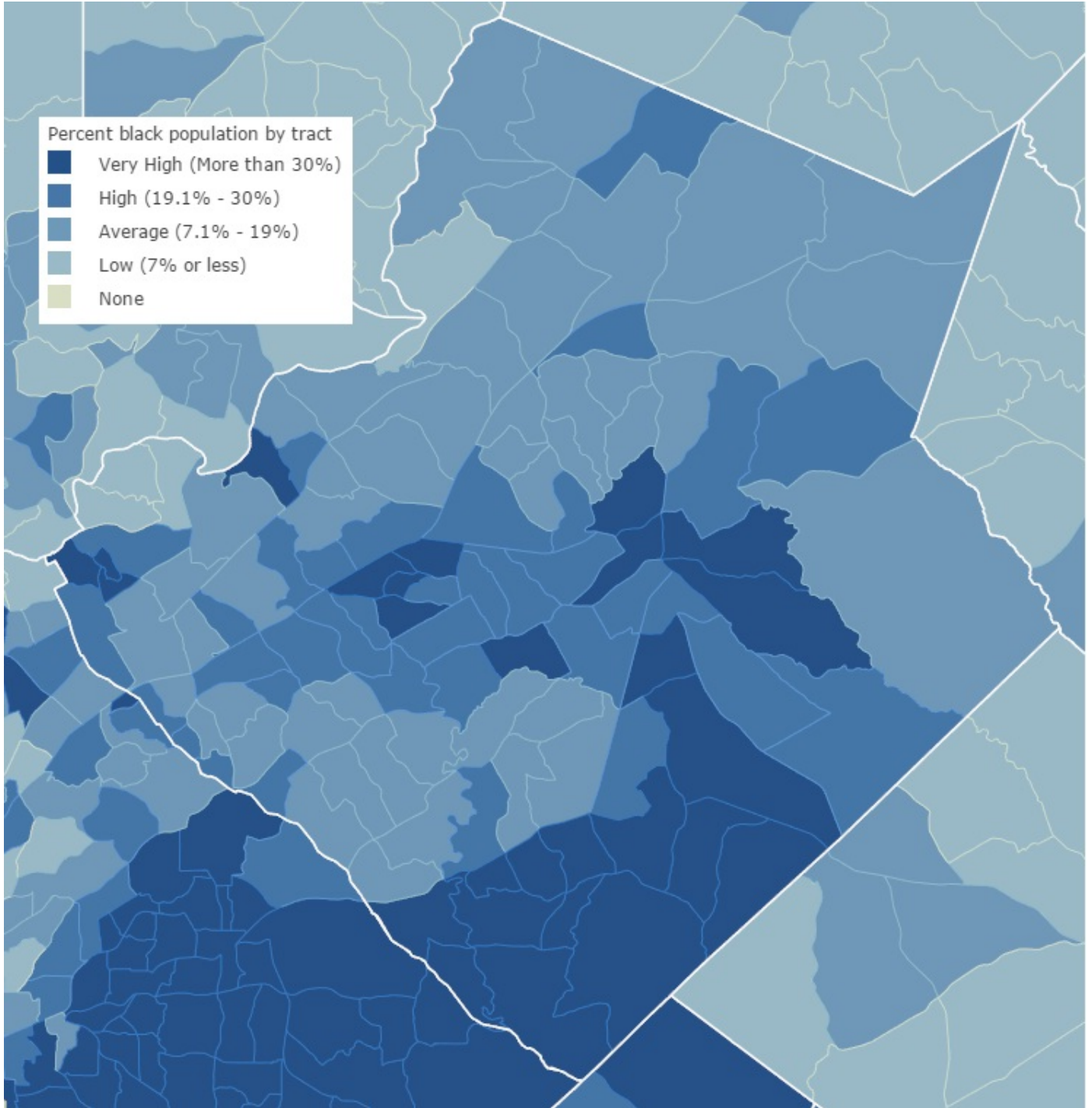
* Provides countywide services

** Domestic Violence provider – address confidential

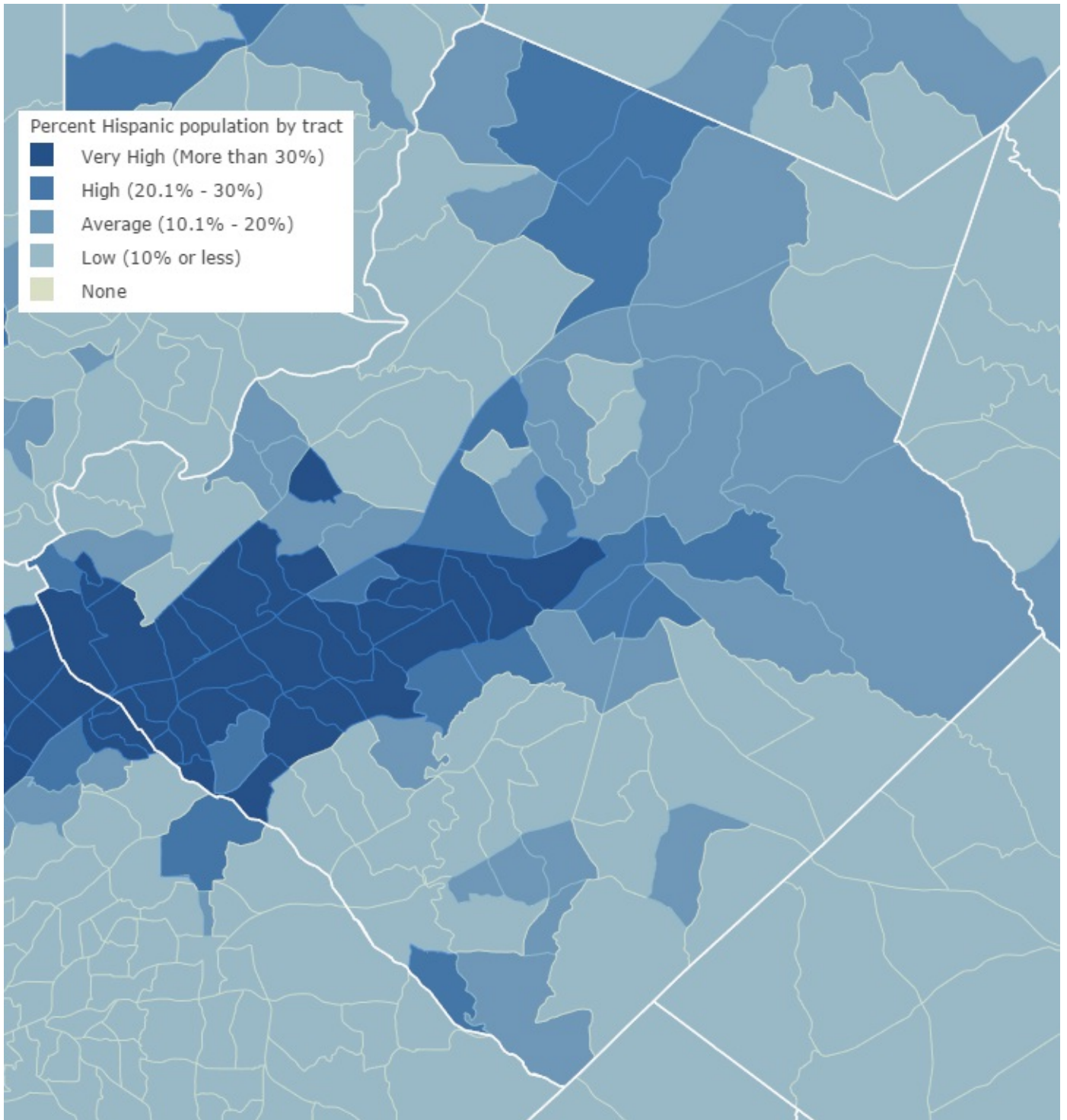
Map 2: Gwinnett County Auto Qualified Census Tracts



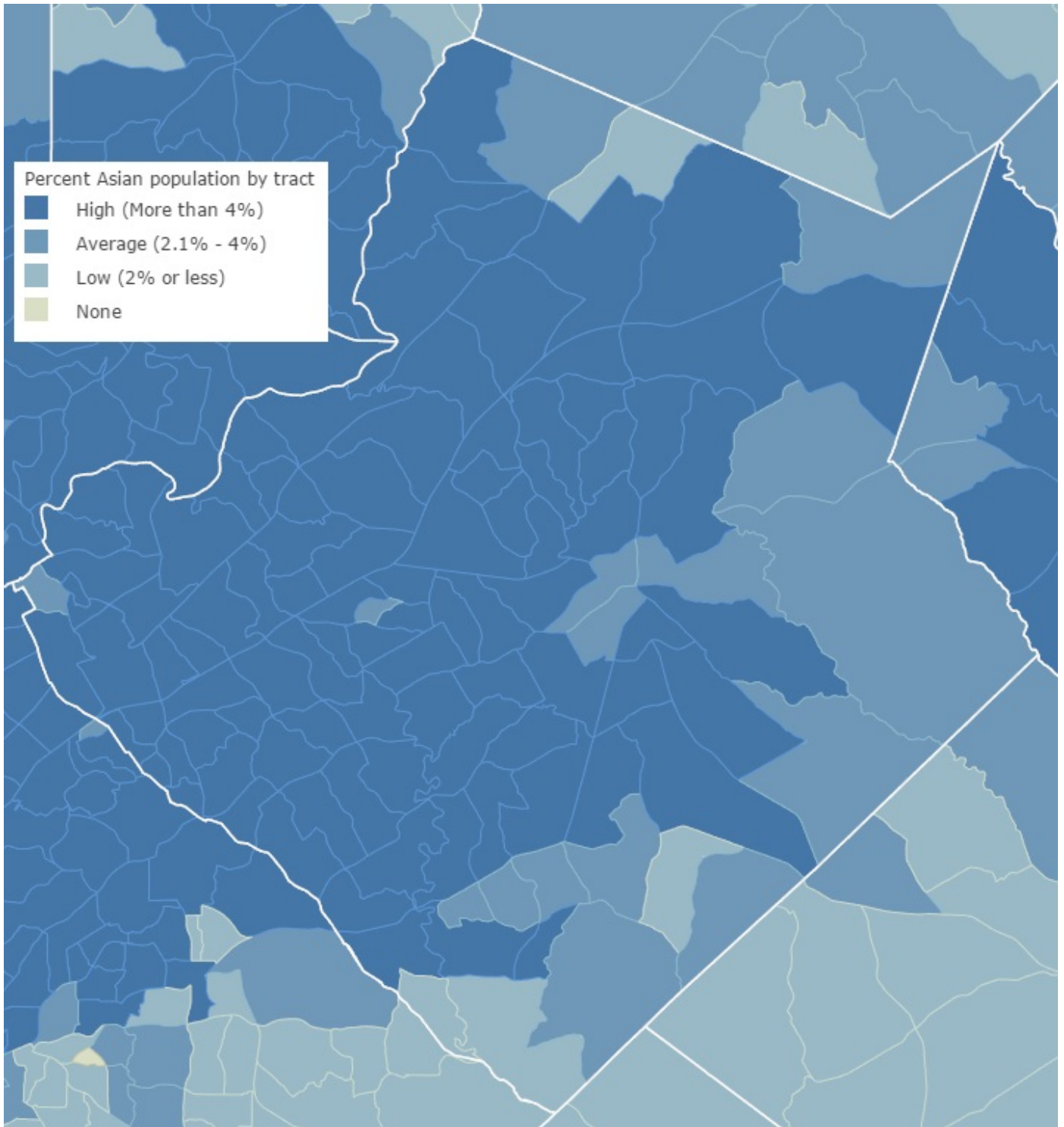
Map 3: 2010 Black/African American Population, Proportionate to Total Population



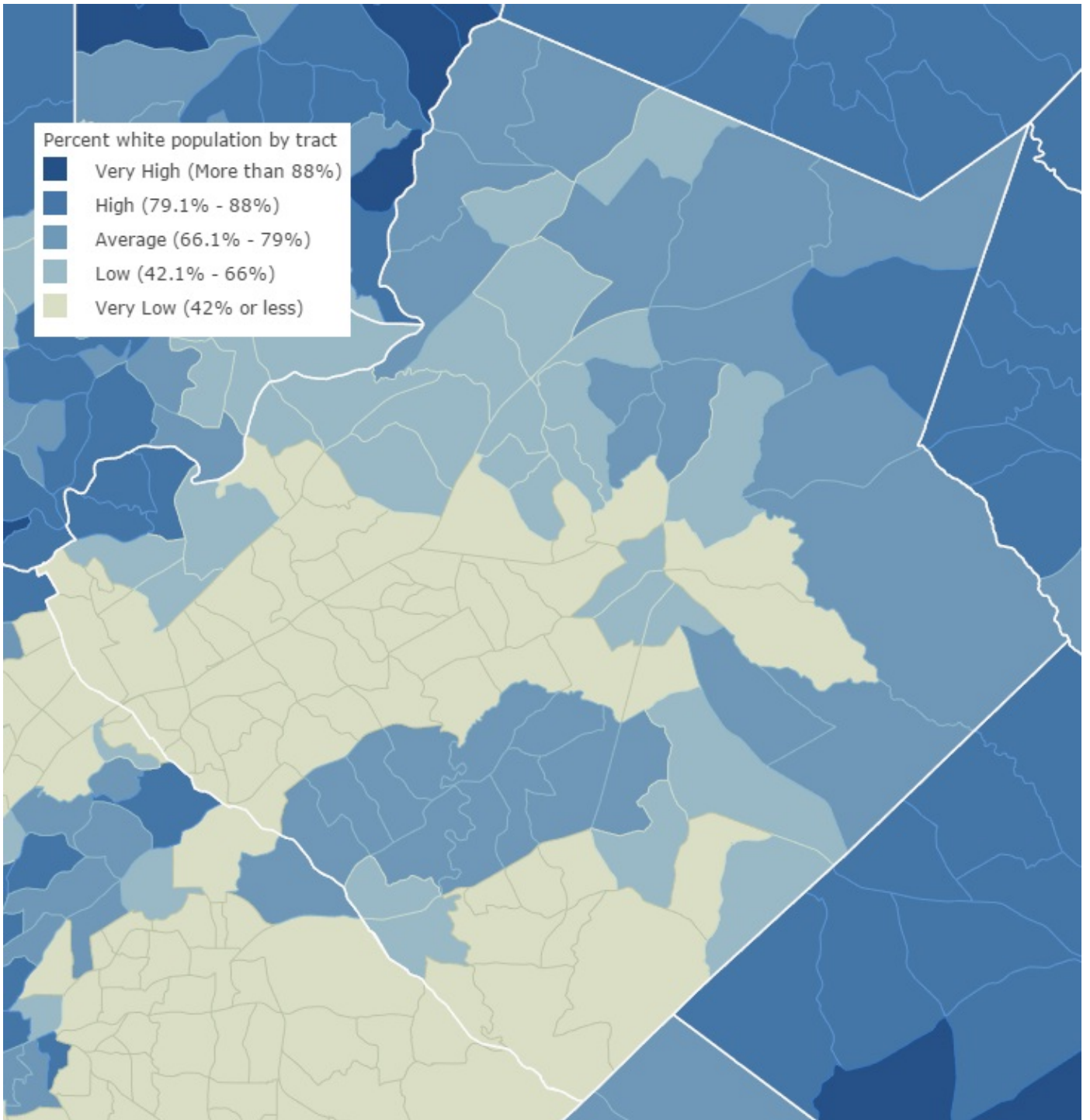
Map 4: 2010 Hispanic Population, Proportionate to Total Population



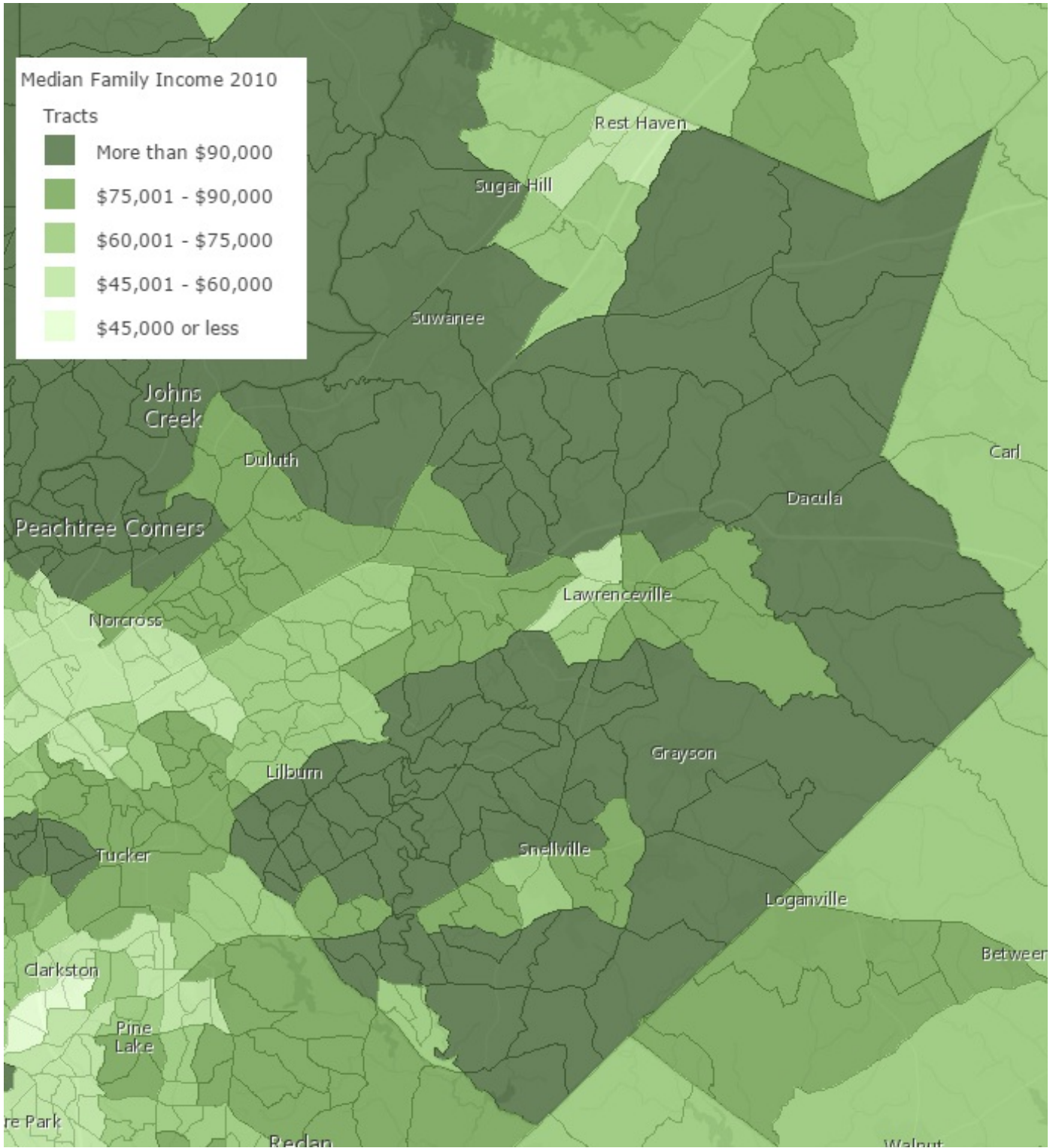
Map 5: 2010 Asian Population, Proportionate to Total Population



Map 6: 2010 White, Non-Hispanic Population, Proportionate to Total Population



Map 7: 2010 Median Family Income



Map 8: 2010 Median Household Income

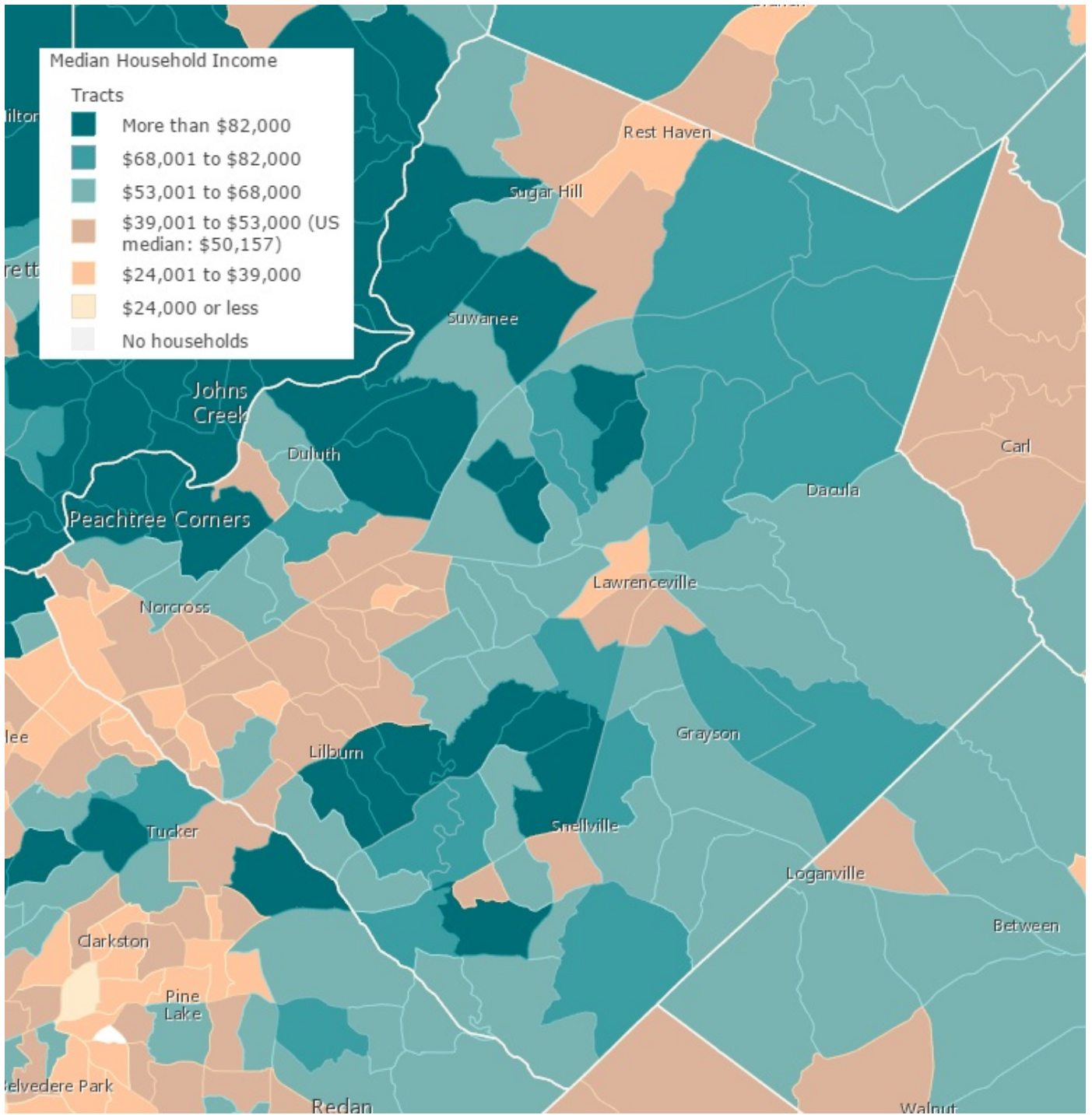


Exhibit 2

Gwinnett County Citizen Participation – 2015 Draft CAPER

Public Notice (English)

Public Notice (Spanish)

Public Comments Received February 25, 2016 – March 28, 2016

PUBLIC NOTICE
GWINNETT COUNTY COMMUNITY DEVELOPMENT PROGRAM
DRAFT CAPER 2015

PUBLICATION DATE: FEBRUARY 25, 2016 - PUBLISH IN: *GWINNETT DAILY POST*

PUBLIC COMMENT PERIOD: FEBRUARY 25, 2016 – MARCH 28, 2016

Gwinnett County publishes for public comment its Draft CAPER 2015 for the period January 1 – December 31, 2015. The CAPER 2015 will be submitted to the U.S. Department of Housing and Urban Development (HUD) by March 30, 2016.

The Draft CAPER 2015 represents Gwinnett County's Annual Performance Reports for the Community Development Block Grant Program (CDBG), the HOME Investment Partnerships Program (HOME), and the Emergency Solutions Grant Program (ESG). HUD requires that the document include specific narratives, tables, and financial/services reports produced by the HUD Integrated Disbursement and Information System (IDIS). Also included are HUD-required performance assessments for the Continuum of Care for homeless activities, Fair Housing, Section 3, for the Gwinnett County Consolidated Plan, and public comments received during 2015.

Copies of the Draft CAPER 2015 are available, as follows:

Gwinnett County Community Development Program 678-518-6008 Email: gchcd@gwinnettcountry.com	One Justice Square 446 West Crogan Street, Suite 275 Lawrenceville, GA 30046-2439
--	---

A Public Hearing will be held to receive citizen input for the Draft CAPER 2015:

Public Hearing Location	Address	Date	Time
Gwinnett County Community Development Program Office	One Justice Square 446 West Crogan Street, Suite 275 Lawrenceville, GA 30046-2439	Wednesday, March 16, 2016	10:00 AM

The public comment period for the document referenced above is **February 25, 2016 – March 28, 2016**. A summary of all comments received at the Public Hearing will be provided to HUD upon submission of the CAPER 2015 document.

Written comments on the Draft CAPER 2015 must be received by **9:00 AM March 28, 2016**, at:

Gwinnett County Community Development Program
One Justice Square, 446 West Crogan Street, Suite 275, Lawrenceville, GA 30046-2439
678-518-6008; Fax 678-518-6071; Email: gchcd@gwinnettcountry.com

Inquiries/Questions/Comments

Contact the Gwinnett County Community Development Program at One Justice Square, 446 West Crogan Street, Suite 275, Lawrenceville, GA 30046-2439. 678-518-6008, Fax 678-518-6071; Email: gchcd@gwinnettcountry.com with any questions or comments pertaining to this Public Notice.

Section 504 - Rehabilitation Act of 1973 and Americans With Disabilities Act of 1990 [ADA], As Amended

Gwinnett County does not discriminate on the basis of disability in the admission or access to, or treatment or employment in, its programs or activities. Any requests for reasonable accommodations required by individuals to participate in any open meeting, program or activity of the Gwinnett County Community Development Program should be directed to Gwinnett County Community Development Program, One Justice Square, 446 West Crogan Street, Suite 275, Lawrenceville, GA 30046-2439. 678-518-6008, Fax 678-518-6071; Email: gchcd@gwinnettcountry.com.

Fair Housing Act of 1968, As Amended, Section 800 Accommodations, and Federal Register, Feb. 3, 2012; Page 5662

In an ongoing effort to provide housing services and activities in a nondiscriminatory manner, Gwinnett County has a strong commitment to affirmatively furthering fair housing by working to ensure that equal housing opportunities and access to HUD grant funded programs, projects, and activities are available for all persons, regardless of race, color, national origin, religion, age, sex, familial status, marital status, sexual orientation, gender identity, or disability. If you think your rights have been violated, please contact the Gwinnett County Community Development Program, One Justice Square, 446 West Crogan Street, Suite 275, Lawrenceville, GA 30046-2439. 678-518-6008, Fax 678-518-6071; Email: gchcd@gwinnettcountry.com.

AVISO AL PÚBLICO

EL DEPARTAMENTO DE DESARROLLO COMUNITARIO DEL CONDADO DE GWINNETT
INFORME ANUAL CONSOLIDADO DE DESEMPEÑO Y EVALUACIÓN (CAPER)
PERÍODO DE COMENTARIO PÚBLICO: 25 FEBRERO – 28 MARZO 2015

A todos los residentes, agencias, organizaciones y otros grupos interesados:

El Condado de Gwinnett tiene disponible para su revisión y comentarios el Reporte Consolidado Anual de Rendimiento y Evaluación del 2015 (CAPER) de Subvención de Desarrollo Comunitario (CDBG), Asociaciones de Inversión de Hogar (HOME) y programas de Subvención de Soluciones de Emergencia (ESG) para el período del 1 de Enero del 2015 al 31 de Diciembre del 2015, como lo requiere la oficina de Vivienda y Desarrollo Urbano (HUD).

HUD exige que el CAPER incluya respuestas narrativas y gráficas, también reportes financieros producidos por el Sistema de Información Integrado de HUD (IDIS). El documento contiene evaluación anual del Plan Estratégico Sin Hogar (Continuum of Care), Actividades de Vivienda Justa, Informe resumido de Sección 3; evaluación de Plan Consolidado del Condado de Gwinnett, también los comentarios públicos recibidos a la oficina de CDBG durante el año.

COPIAS del BORRADOR del CAPER 2015 se pondrán a su disposición para ser revisadas en la oficina de Desarrollo Comunitario del Condado de Gwinnett.

El **BORRADOR de CAPER del 2015** estará disponible para la revisión para que el público exprese sus comentarios en una Audiencia Pública.

INFORMACIÓN SOBRE LA AUDIENCIA PÚBLICA

UBICACIÓN	DIRECCIÓN	FECHA	HORA
GWINNETT COUNTY COMMUNITY DEVELOPMENT PROGRAM OFFICE	ONE JUSTICE SQUARE 446 WEST CROGAN STREET, SUITE 275 LAWRENCEVILLE, GA 30046	MIÉRCOLES, 16 DE MARZO DEL 2016	10:00 AM

COMENTARIOS ESCRITOS son bienvenidos y deben ser recibidos antes del **28 DE MARZO DEL 2016 5:00 P.M.** en la oficina de El Departamento De Desarrollo Comunitario Del Condado De Gwinnett. Ambos comentarios, escritos y orales serán presentados a la oficina de HUD en o antes del **30 DE MARZO DEL 2016**.

CONSULTAS / PREGUNTAS / COMENTARIOS

Para obtener más información o si tiene preguntas comuníquese con la Oficina de Oficina De Desarrollo Comunitario Del Condado de Gwinnett:

One Justice Square
446 West Crogan Street, Suite 275
Lawrenceville, GA 30046-2439
Teléfono: 678-518-6008; Fax: 678-518-6071;
Correo electrónico: gchcd@gwinnettcounty.com

No Public Comments Received as of March 28, 2016 9:00 AM

Exhibit 3

Gwinnett County Section 3 Annual Reports

CDBG 2015

ESG 2015

HOME 2015

CDBG
Section 3 Report
2015

Part II: Contracts Awarded

1. Construction Contracts:

A. Total dollar amount of all contracts awarded on the project	\$ 4,258,114.35
B. Total dollar amount of contracts awarded to Section 3 businesses	\$ 0.00
C. Percentage of the total dollar amount that was awarded to Section 3 businesses	0%
D. Total number of Section 3 businesses receiving contracts	0

2. Non-Construction Contracts:

A. Total dollar amount all non-construction contracts awarded on the project/activity	\$ 45,000.00
B. Total dollar amount of non-construction contracts awarded to Section 3 businesses	\$ 0.00
C. Percentage of the total dollar amount that was awarded to Section 3 businesses	0%
D. Total number of Section 3 businesses receiving non-construction contracts	0

Part III: Summary

Indicate the efforts made to direct the employment and other economic opportunities generated by HUD financial assistance for housing and community development programs, to the greatest extent feasible, toward low-and very low-income persons, particularly those who are recipients of government assistance for housing. (Check all that apply.)

- Attempted to recruit low-income residents through: local advertising media, signs prominently displayed at the project site, contracts with the community organizations and public or private agencies operating within the metropolitan area (or nonmetropolitan county) in which the Section 3 covered program or project is located, or similar methods.
- Participated in a HUD program or other program which promotes the training or employment of Section 3 residents.
- Participated in a HUD program or other program which promotes the award of contracts to business concerns which meet the definition of Section 3 business concerns.
- Coordinated with Youthbuild Programs administered in the metropolitan area in which the Section 3 covered project is located.
- Other; describe below.

Three Section 3 residents were hired in 2015 for an FFY 2014 project. Attempts were made to hire more Section 3 residents through posted flyers at Public Housing Authorities and at job sites.

Public reporting for this collection of information is estimated to average 2 hours per response, including the time for reviewing instructions, searching existing data sources, gathering and maintaining the data needed, and completing and reviewing the collection of information. This agency may not collect this information, and you are not required to complete this form, unless it displays a currently valid OMB number.

Section 3 of the Housing and Urban Development Act of 1968, as amended, 12 U.S.C. 1701u, mandates that the Department ensures that employment and other economic opportunities generated by its housing and community development assistance programs are directed toward low- and very-low income persons, particularly those who are recipients of government assistance housing. The regulations are found at 24 CFR Part 135. The information will be used by the Department to monitor program recipients' compliance with Section 3, to assess the results of the Department's efforts to meet the statutory objectives of Section 3, to prepare reports to Congress, and by recipients as self-monitoring tool. The data is entered into a database and will be analyzed and distributed. The collection of information involves recipients receiving Federal financial assistance for housing and community development programs covered by Section 3. The information will be collected annually to assist HUD in meeting its reporting requirements under Section 808(e)(6) of the Fair Housing Act and Section 916 of the HCDA of 1992. An assurance of confidentiality is not applicable to this form. The Privacy Act of 1974 and OMB Circular A-108 are not applicable. The reporting requirements do not contain sensitive questions. Data is cumulative; personal identifying information is not included.

Form HUD-60002, **Section 3 Summary Report, Economic Opportunities for Low- and Very Low-Income Persons.**

Instructions: This form is to be used to report annual accomplishments regarding employment and other economic opportunities provided to low- and very low-income persons under Section 3 of the Housing and Urban Development Act of 1968. The Section 3 regulations apply to any **public and Indian housing programs** that receive: (1) development assistance pursuant to Section 5 of the U.S. Housing Act of 1937; (2) operating assistance pursuant to Section 9 of the U.S. Housing Act of 1937; or (3) modernization grants pursuant to Section 14 of the U.S. Housing Act of 1937 and to **recipients of housing and community development assistance in excess of \$200,000** expended for: (1) housing rehabilitation (including reduction and abatement of lead-based paint hazards); (2) housing construction; or (3) other public construction projects; and to **contracts and subcontracts in excess of \$100,000** awarded in connection with the Section-3-covered activity.

Form HUD-60002 has three parts, which are to be completed for all programs covered by Section 3. Part I relates to **employment and training**. The recipient has the option to determine numerical employment/training goals either on the basis of the number of hours worked by new hires (columns B, D, E and F). Part II of the form relates to **contracting**, and Part III summarizes recipients' **efforts** to comply with Section 3.

Recipients or contractors subject to Section 3 requirements must maintain appropriate documentation to establish that HUD financial assistance for housing and community development programs were directed toward low- and very low-income persons.* A recipient of Section 3 covered assistance shall submit one copy of this report to HUD Headquarters, Office of Fair Housing and Equal Opportunity. Where the program providing assistance requires an annual performance report, this Section 3 report is to be submitted at the same time the program performance report is submitted. Where an annual performance report is not required, this Section 3 report is to be submitted by January 10 and, if the project ends before December 31, within 10 days of project completion. **Only Prime Recipients are required to report to HUD. The report must include accomplishments of all recipients and their Section 3 covered contractors and subcontractors.**

- HUD Field Office: Enter the Field Office name .
1. Recipient: Enter the name and address of the recipient submitting this report.
 2. Federal Identification: Enter the number that appears on the award form (with dashes). The award may be a grant, cooperative agreement or contract.
 3. Dollar Amount of Award: Enter the dollar amount, rounded to the nearest dollar, received by the recipient.
 - 4 & 5. Contact Person/Phone: Enter the name and telephone number of the person with knowledge of the award and the recipient's implementation of Section 3.
 6. Reporting Period: Indicate the time period (months and year) this report covers.
 7. Date Report Submitted: Enter the appropriate date.

8. Program Code: Enter the appropriate program code as listed at the bottom of the page.
9. Program Name: Enter the name of HUD Program corresponding with the "Program Code" in number 8.

Part I: Employment and Training Opportunities

Column A: Contains various job categories. Professionals are defined as people who have special knowledge of an occupation (i.e. supervisors, architects, surveyors, planners, and computer programmers). For construction positions, list each trade and provide data in columns B through F for each trade where persons were employed. The category of "Other" includes occupations such as service workers.

Column B: (Mandatory Field) Enter the number of new hires for each category of workers identified in **Column A** in connection with this award. New hire refers to a person who is not on the contractor's or recipient's payroll for employment at the time of selection for the Section 3 covered award or at the time of receipt of Section 3 covered assistance.

Column C: (Mandatory Field) Enter the number of Section 3 new hires for each category of workers identified in **Column A** in connection with this award. Section 3 new hire refers to a Section 3 resident who is not on the contractor's or recipient's payroll for employment at the time of selection for the Section 3 covered award or at the time of receipt of Section 3 covered assistance.

Column D: Enter the percentage of all the staff hours of new hires (Section 3 residents) in connection with this award.

Column E: Enter the percentage of the total staff hours worked for Section 3 employees and trainees (including new hires) connected with this award. Include staff hours for part-time and full-time positions.

Column F: (Mandatory Field) Enter the number of Section 3 residents that were trained in connection with this award.

Part II: Contract Opportunities

Block 1: Construction Contracts

Item A: Enter the total dollar amount of all contracts awarded on the project/program.

Item B: Enter the total dollar amount of contracts connected with this project/program that were awarded to Section 3 businesses.

Item C: Enter the percentage of the total dollar amount of contracts connected with this project/program awarded to Section 3 businesses.

Item D: Enter the number of Section 3 businesses receiving awards.

Block 2: Non-Construction Contracts

Item A: Enter the total dollar amount of all contracts awarded on the project/program.

Item B: Enter the total dollar amount of contracts connected with this project awarded to Section 3 businesses.

Item C: Enter the percentage of the total dollar amount of contracts connected with this project/program awarded to Section 3 businesses.

Item D: Enter the number of Section 3 businesses receiving awards.

Part III: Summary of Efforts – Self -explanatory

Submit one (1) copy of this report to the HUD Headquarters Office of Fair Housing and Equal Opportunity, at the same time the performance report is submitted to the program office. The Section 3 report is submitted by January 10. Include only contracts executed during the period specified in item 8. PHAs/IHAs are to report all contracts/subcontracts.

* The terms "low-income persons" and very low-income persons" have the same meanings given the terms in section 3 (b) (2) of the United States Housing Act of 1937. **Low-income persons** mean families (including single persons) whose incomes do not exceed 80 percent of the median income for the area, as determined by the Secretary, with adjustments for smaller and larger families, except that

The Secretary may establish income ceilings higher or lower than 80 percent of the median for the area on the basis of the Secretary's findings such that variations are necessary because of prevailing levels of construction costs or unusually high- or low-income families. **Very low-income persons** mean low-income families (including single persons) whose incomes do not exceed 50 percent of the median family income area, as determined by the Secretary with adjustments or smaller and larger families, except that the Secretary may establish income ceilings higher or lower than 50 percent of the median for the area on the basis of the Secretary's findings that such variations are necessary because of unusually high or low family incomes.

ESG
Section 3 Report
2015

Part II: Contracts Awarded

1. Construction Contracts:

A. Total dollar amount of all contracts awarded on the project	\$ 0.00
B. Total dollar amount of contracts awarded to Section 3 businesses	\$ 0.00
C. Percentage of the total dollar amount that was awarded to Section 3 businesses	0%
D. Total number of Section 3 businesses receiving contracts	0

2. Non-Construction Contracts:

A. Total dollar amount all non-construction contracts awarded on the project/activity	\$ 0.00
B. Total dollar amount of non-construction contracts awarded to Section 3 businesses	\$ 0.00
C. Percentage of the total dollar amount that was awarded to Section 3 businesses	0%
D. Total number of Section 3 businesses receiving non-construction contracts	0

Part III: Summary

Indicate the efforts made to direct the employment and other economic opportunities generated by HUD financial assistance for housing and community development programs, to the greatest extent feasible, toward low- and very low-income persons, particularly those who are recipients of government assistance for housing. (Check all that apply.)

- Attempted to recruit low-income residents through: local advertising media, signs prominently displayed at the project site, contracts with the community organizations and public or private agencies operating within the metropolitan area (or nonmetropolitan county) in which the Section 3 covered program or project is located, or similar methods.
- Participated in a HUD program or other program which promotes the training or employment of Section 3 residents.
- Participated in a HUD program or other program which promotes the award of contracts to business concerns which meet the definition of Section 3 business concerns.
- Coordinated with Youthbuild Programs administered in the metropolitan area in which the Section 3 covered project is located.
- Other; describe below.

There were no reported Section 3 hires for the ESG Program during 2015.

Public reporting for this collection of information is estimated to average 2 hours per response, including the time for reviewing instructions, searching existing data sources, gathering and maintaining the data needed, and completing and reviewing the collection of information. This agency may not collect this information, and you are not required to complete this form, unless it displays a currently valid OMB number.

Section 3 of the Housing and Urban Development Act of 1968, as amended, 12 U.S.C. 1701u, mandates that the Department ensures that employment and other economic opportunities generated by its housing and community development assistance programs are directed toward low- and very-low income persons, particularly those who are recipients of government assistance housing. The regulations are found at 24 CFR Part 135. The information will be used by the Department to monitor program recipients' compliance with Section 3, to assess the results of the Department's efforts to meet the statutory objectives of Section 3, to prepare reports to Congress, and by recipients as self-monitoring tool. The data is entered into a database and will be analyzed and distributed. The collection of information involves recipients receiving Federal financial assistance for housing and community development programs covered by Section 3. The information will be collected annually to assist HUD in meeting its reporting requirements under Section 808(e)(6) of the Fair Housing Act and Section 916 of the HCDA of 1992. An assurance of confidentiality is not applicable to this form. The Privacy Act of 1974 and OMB Circular A-108 are not applicable. The reporting requirements do not contain sensitive questions. Data is cumulative; personal identifying information is not included.

Form HUD-60002, **Section 3 Summary Report, Economic Opportunities for Low- and Very Low-Income Persons.**

Instructions: This form is to be used to report annual accomplishments regarding employment and other economic opportunities provided to low- and very low-income persons under Section 3 of the Housing and Urban Development Act of 1968. The Section 3 regulations apply to any **public and Indian housing programs** that receive: (1) development assistance pursuant to Section 5 of the U.S. Housing Act of 1937; (2) operating assistance pursuant to Section 9 of the U.S. Housing Act of 1937; or (3) modernization grants pursuant to Section 14 of the U.S. Housing Act of 1937 and to **recipients of housing and community development assistance in excess of \$200,000** expended for: (1) housing rehabilitation (including reduction and abatement of lead-based paint hazards); (2) housing construction; or (3) other public construction projects; and to **contracts and subcontracts in excess of \$100,000** awarded in connection with the Section-3-covered activity.

Form HUD-60002 has three parts, which are to be completed for all programs covered by Section 3. Part I relates to **employment and training**. The recipient has the option to determine numerical employment/training goals either on the basis of the number of hours worked by new hires (columns B, D, E and F). Part II of the form relates to **contracting**, and Part III summarizes recipients' **efforts** to comply with Section 3.

Recipients or contractors subject to Section 3 requirements must maintain appropriate documentation to establish that HUD financial assistance for housing and community development programs were directed toward low- and very low-income persons.* A recipient of Section 3 covered assistance shall submit one copy of this report to HUD Headquarters, Office of Fair Housing and Equal Opportunity. Where the program providing assistance requires an annual performance report, this Section 3 report is to be submitted at the same time the program performance report is submitted. Where an annual performance report is not required, this Section 3 report is to be submitted by January 10 and, if the project ends before December 31, within 10 days of project completion. **Only Prime Recipients are required to report to HUD. The report must include accomplishments of all recipients and their Section 3 covered contractors and subcontractors.**

- HUD Field Office: Enter the Field Office name .
1. Recipient: Enter the name and address of the recipient submitting this report.
 2. Federal Identification: Enter the number that appears on the award form (with dashes). The award may be a grant, cooperative agreement or contract.
 3. Dollar Amount of Award: Enter the dollar amount, rounded to the nearest dollar, received by the recipient.
 - 4 & 5. Contact Person/Phone: Enter the name and telephone number of the person with knowledge of the award and the recipient's implementation of Section 3.
 6. Reporting Period: Indicate the time period (months and year) this report covers.
 7. Date Report Submitted: Enter the appropriate date.

8. Program Code: Enter the appropriate program code as listed at the bottom of the page.
9. Program Name: Enter the name of HUD Program corresponding with the "Program Code" in number 8.

Part I: Employment and Training Opportunities

Column A: Contains various job categories. Professionals are defined as people who have special knowledge of an occupation (i.e. supervisors, architects, surveyors, planners, and computer programmers). For construction positions, list each trade and provide data in columns B through F for each trade where persons were employed. The category of "Other" includes occupations such as service workers.

Column B: (Mandatory Field) Enter the number of new hires for each category of workers identified in **Column A** in connection with this award. New hire refers to a person who is not on the contractor's or recipient's payroll for employment at the time of selection for the Section 3 covered award or at the time of receipt of Section 3 covered assistance.

Column C: (Mandatory Field) Enter the number of Section 3 new hires for each category of workers identified in **Column A** in connection with this award. Section 3 new hire refers to a Section 3 resident who is not on the contractor's or recipient's payroll for employment at the time of selection for the Section 3 covered award or at the time of receipt of Section 3 covered assistance.

Column D: Enter the percentage of all the staff hours of new hires (Section 3 residents) in connection with this award.

Column E: Enter the percentage of the total staff hours worked for Section 3 employees and trainees (including new hires) connected with this award. Include staff hours for part-time and full-time positions.

Column F: (Mandatory Field) Enter the number of Section 3 residents that were trained in connection with this award.

Part II: Contract Opportunities

Block 1: Construction Contracts

Item A: Enter the total dollar amount of all contracts awarded on the project/program.

Item B: Enter the total dollar amount of contracts connected with this project/program that were awarded to Section 3 businesses.

Item C: Enter the percentage of the total dollar amount of contracts connected with this project/program awarded to Section 3 businesses.

Item D: Enter the number of Section 3 businesses receiving awards.

Block 2: Non-Construction Contracts

Item A: Enter the total dollar amount of all contracts awarded on the project/program.

Item B: Enter the total dollar amount of contracts connected with this project awarded to Section 3 businesses.

Item C: Enter the percentage of the total dollar amount of contracts connected with this project/program awarded to Section 3 businesses.

Item D: Enter the number of Section 3 businesses receiving awards.

Part III: Summary of Efforts – Self -explanatory

Submit one (1) copy of this report to the HUD Headquarters Office of Fair Housing and Equal Opportunity, at the same time the performance report is submitted to the program office. The Section 3 report is submitted by January 10. Include only contracts executed during the period specified in item 8. PHAs/IHAs are to report all contracts/subcontracts.

* The terms "low-income persons" and very low-income persons" have the same meanings given the terms in section 3 (b) (2) of the United States Housing Act of 1937. **Low-income persons** mean families (including single persons) whose incomes do not exceed 80 percent of the median income for the area, as determined by the Secretary, with adjustments for smaller and larger families, except that

The Secretary may establish income ceilings higher or lower than 80 percent of the median for the area on the basis of the Secretary's findings such that variations are necessary because of prevailing levels of construction costs or unusually high- or low-income families. **Very low-income persons** mean low-income families (including single persons) whose incomes do not exceed 50 percent of the median family income area, as determined by the Secretary with adjustments or smaller and larger families, except that the Secretary may establish income ceilings higher or lower than 50 percent of the median for the area on the basis of the Secretary's findings that such variations are necessary because of unusually high or low family incomes.

HOME
Section 3 Report
2015

Part II: Contracts Awarded

1. Construction Contracts:

A. Total dollar amount of all contracts awarded on the project	\$ 0.00
B. Total dollar amount of contracts awarded to Section 3 businesses	\$ 0.00
C. Percentage of the total dollar amount that was awarded to Section 3 businesses	0%
D. Total number of Section 3 businesses receiving contracts	0

2. Non-Construction Contracts:

A. Total dollar amount all non-construction contracts awarded on the project/activity	\$ 0.00
B. Total dollar amount of non-construction contracts awarded to Section 3 businesses	\$ 0.00
C. Percentage of the total dollar amount that was awarded to Section 3 businesses	0%
D. Total number of Section 3 businesses receiving non-construction contracts	0

Part III: Summary

Indicate the efforts made to direct the employment and other economic opportunities generated by HUD financial assistance for housing and community development programs, to the greatest extent feasible, toward low-and very low-income persons, particularly those who are recipients of government assistance for housing. (Check all that apply.)

- Attempted to recruit low-income residents through: local advertising media, signs prominently displayed at the project site, contracts with the community organizations and public or private agencies operating within the metropolitan area (or nonmetropolitan county) in which the Section 3 covered program or project is located, or similar methods.
- Participated in a HUD program or other program which promotes the training or employment of Section 3 residents.
- Participated in a HUD program or other program which promotes the award of contracts to business concerns which meet the definition of Section 3 business concerns.
- Coordinated with Youthbuild Programs administered in the metropolitan area in which the Section 3 covered project is located.
- Other; describe below.

There were no reported Section 3 hires for the HOME Program during 2015.

Public reporting for this collection of information is estimated to average 2 hours per response, including the time for reviewing instructions, searching existing data sources, gathering and maintaining the data needed, and completing and reviewing the collection of information. This agency may not collect this information, and you are not required to complete this form, unless it displays a currently valid OMB number.

Section 3 of the Housing and Urban Development Act of 1968, as amended, 12 U.S.C. 1701u, mandates that the Department ensures that employment and other economic opportunities generated by its housing and community development assistance programs are directed toward low- and very-low income persons, particularly those who are recipients of government assistance housing. The regulations are found at 24 CFR Part 135. The information will be used by the Department to monitor program recipients' compliance with Section 3, to assess the results of the Department's efforts to meet the statutory objectives of Section 3, to prepare reports to Congress, and by recipients as self-monitoring tool. The data is entered into a database and will be analyzed and distributed. The collection of information involves recipients receiving Federal financial assistance for housing and community development programs covered by Section 3. The information will be collected annually to assist HUD in meeting its reporting requirements under Section 808(e)(6) of the Fair Housing Act and Section 916 of the HCDA of 1992. An assurance of confidentiality is not applicable to this form. The Privacy Act of 1974 and OMB Circular A-108 are not applicable. The reporting requirements do not contain sensitive questions. Data is cumulative; personal identifying information is not included.

Form HUD-60002, **Section 3 Summary Report, Economic Opportunities for Low- and Very Low-Income Persons.**

Instructions: This form is to be used to report annual accomplishments regarding employment and other economic opportunities provided to low- and very low-income persons under Section 3 of the Housing and Urban Development Act of 1968. The Section 3 regulations apply to any **public and Indian housing programs** that receive: (1) development assistance pursuant to Section 5 of the U.S. Housing Act of 1937; (2) operating assistance pursuant to Section 9 of the U.S. Housing Act of 1937; or (3) modernization grants pursuant to Section 14 of the U.S. Housing Act of 1937 and to **recipients of housing and community development assistance in excess of \$200,000** expended for: (1) housing rehabilitation (including reduction and abatement of lead-based paint hazards); (2) housing construction; or (3) other public construction projects; and to **contracts and subcontracts in excess of \$100,000** awarded in connection with the Section-3-covered activity.

Form HUD-60002 has three parts, which are to be completed for all programs covered by Section 3. Part I relates to **employment and training**. The recipient has the option to determine numerical employment/training goals either on the basis of the number of hours worked by new hires (columns B, D, E and F). Part II of the form relates to **contracting**, and Part III summarizes recipients' **efforts** to comply with Section 3.

Recipients or contractors subject to Section 3 requirements must maintain appropriate documentation to establish that HUD financial assistance for housing and community development programs were directed toward low- and very low-income persons.* A recipient of Section 3 covered assistance shall submit one copy of this report to HUD Headquarters, Office of Fair Housing and Equal Opportunity. Where the program providing assistance requires an annual performance report, this Section 3 report is to be submitted at the same time the program performance report is submitted. Where an annual performance report is not required, this Section 3 report is to be submitted by January 10 and, if the project ends before December 31, within 10 days of project completion. **Only Prime Recipients are required to report to HUD. The report must include accomplishments of all recipients and their Section 3 covered contractors and subcontractors.**

- HUD Field Office: Enter the Field Office name .
1. Recipient: Enter the name and address of the recipient submitting this report.
 2. Federal Identification: Enter the number that appears on the award form (with dashes). The award may be a grant, cooperative agreement or contract.
 3. Dollar Amount of Award: Enter the dollar amount, rounded to the nearest dollar, received by the recipient.
 - 4 & 5. Contact Person/Phone: Enter the name and telephone number of the person with knowledge of the award and the recipient's implementation of Section 3.
 6. Reporting Period: Indicate the time period (months and year) this report covers.
 7. Date Report Submitted: Enter the appropriate date.

8. Program Code: Enter the appropriate program code as listed at the bottom of the page.
9. Program Name: Enter the name of HUD Program corresponding with the "Program Code" in number 8.

Part I: Employment and Training Opportunities

Column A: Contains various job categories. Professionals are defined as people who have special knowledge of an occupation (i.e. supervisors, architects, surveyors, planners, and computer programmers). For construction positions, list each trade and provide data in columns B through F for each trade where persons were employed. The category of "Other" includes occupations such as service workers.

Column B: (Mandatory Field) Enter the number of new hires for each category of workers identified in **Column A** in connection with this award. New hire refers to a person who is not on the contractor's or recipient's payroll for employment at the time of selection for the Section 3 covered award or at the time of receipt of Section 3 covered assistance.

Column C: (Mandatory Field) Enter the number of Section 3 new hires for each category of workers identified in **Column A** in connection with this award. Section 3 new hire refers to a Section 3 resident who is not on the contractor's or recipient's payroll for employment at the time of selection for the Section 3 covered award or at the time of receipt of Section 3 covered assistance.

Column D: Enter the percentage of all the staff hours of new hires (Section 3 residents) in connection with this award.

Column E: Enter the percentage of the total staff hours worked for Section 3 employees and trainees (including new hires) connected with this award. Include staff hours for part-time and full-time positions.

Column F: (Mandatory Field) Enter the number of Section 3 residents that were trained in connection with this award.

Part II: Contract Opportunities

Block 1: Construction Contracts

Item A: Enter the total dollar amount of all contracts awarded on the project/program.

Item B: Enter the total dollar amount of contracts connected with this project/program that were awarded to Section 3 businesses.

Item C: Enter the percentage of the total dollar amount of contracts connected with this project/program awarded to Section 3 businesses.

Item D: Enter the number of Section 3 businesses receiving awards.

Block 2: Non-Construction Contracts

Item A: Enter the total dollar amount of all contracts awarded on the project/program.

Item B: Enter the total dollar amount of contracts connected with this project awarded to Section 3 businesses.

Item C: Enter the percentage of the total dollar amount of contracts connected with this project/program awarded to Section 3 businesses.

Item D: Enter the number of Section 3 businesses receiving awards.

Part III: Summary of Efforts – Self -explanatory

Submit one (1) copy of this report to the HUD Headquarters Office of Fair Housing and Equal Opportunity, at the same time the performance report is submitted to the program office. The Section 3 report is submitted by January 10. Include only contracts executed during the period specified in item 8. PHAs/IHAs are to report all contracts/subcontracts.

* The terms "low-income persons" and very low-income persons" have the same meanings given the terms in section 3 (b) (2) of the United States Housing Act of 1937. **Low-income persons** mean families (including single persons) whose incomes do not exceed 80 percent of the median income for the area, as determined by the Secretary, with adjustments for smaller and larger families, except that

The Secretary may establish income ceilings higher or lower than 80 percent of the median for the area on the basis of the Secretary's findings that such variations are necessary because of prevailing levels of construction costs or unusually high- or low-income families. **Very low-income persons** mean low-income families (including single persons) whose incomes do not exceed 50 percent of the median family income area, as determined by the Secretary with adjustments or smaller and larger families, except that the Secretary may establish income ceilings higher or lower than 50 percent of the median for the area on the basis of the Secretary's findings that such variations are necessary because of unusually high or low family incomes.

Exhibit 4

HUD IDIS Reports

PR01*	HUD Grants and Program Income Report
PR03*	CDBG Activity Summary Report (GPR)
PR06*	Summary of Consolidated Plan Projects
PR09*	Program Income Details
PR22	Status of HOME Activities
PR23*	HOME Summary Accomplishments
PR25	Status of CHDO Funds
PR26*	CDBG Financial Summary Report
PR27	Status of HOME Grants
PR33	HOME Matching Liability Report
PR83*	CDBG Performance Measures
PR84*	CDBG Strategy Area, CFDI, and Local Target Area
PR85*	Housing Performance Reports (CDBG and HOME)
PR91*	ESG Financial Summary

*Report required for citizen review

PR01 - HUD Grants and Program Income

U.S. DEPARTMENT OF HOUSING AND
URBAN DEVELOPMENT
OFFICE OF COMMUNITY PLANNING AND
DEVELOPMENT
PR01 - HUD Grants and Program Income

DATE: 1/4/2016
TIME: 8:51:35 AM
PAGE: 1/9

IDIS

Program	Fund Type	Grantee Name	Grant Number	Authorized Amount	Suballocated Amount	Amount Committed to Activities
CDBG	EN	GWINNETT COUNTY	B86UC130004	\$1,228,000.00	\$0.00	\$1,228,000.00
			B87UC130004	\$1,232,000.00	\$0.00	\$1,232,000.00
			B88UC130004	\$1,267,000.00	\$0.00	\$1,267,000.00
			B89UC130004	\$1,343,000.00	\$0.00	\$1,343,000.00
			B90UC130004	\$1,380,000.00	\$0.00	\$1,380,000.00
			B91UC130004	\$1,542,000.00	\$0.00	\$1,542,000.00
			B92UC130004	\$1,702,771.00	\$0.00	\$1,702,771.00
			B93UC130004	\$2,120,710.00	\$0.00	\$2,120,710.00
			B94UC130004	\$2,300,000.00	\$0.00	\$2,300,000.00
			B95UC130004	\$2,633,000.00	\$0.00	\$2,633,000.00
			B96UC130004	\$2,617,000.00	\$0.00	\$2,617,000.00
			B97UC130004	\$2,633,000.00	\$0.00	\$2,633,000.00
			B98UC130004	\$2,656,000.00	\$0.00	\$2,656,000.00
			B99UC130004	\$2,672,000.00	\$0.00	\$2,672,000.00
			B00UC130004	\$2,773,000.00	\$0.00	\$2,773,000.00
			B01UC130004	\$2,935,000.00	\$0.00	\$2,935,000.00
			B02UC130004	\$2,953,000.00	\$0.00	\$2,953,000.00
			B03UC130004	\$4,744,000.00	\$0.00	\$4,744,000.00
			B04UC130004	\$4,827,000.00	\$0.00	\$4,827,000.00
			B05UC130004	\$4,615,969.00	\$0.00	\$4,615,969.00
			B06UC130004	\$4,200,238.00	\$0.00	\$4,200,238.00
			B07UC130004	\$4,225,356.00	\$0.00	\$4,225,356.00
			B08UC130004	\$4,126,332.00	\$0.00	\$4,126,332.00
			B09UC130004	\$4,205,388.00	\$0.00	\$4,205,388.00
			B10UC130004	\$4,561,860.00	\$0.00	\$4,561,860.00
			B11UC130004	\$3,828,221.00	\$0.00	\$3,828,221.00
			B12UC130004	\$4,318,785.00	\$0.00	\$4,318,785.00
			B13UC130004	\$4,888,570.00	\$0.00	\$4,888,570.00
			B14UC130004	\$5,098,532.00	\$0.00	\$4,796,338.68
			B15UC130004	\$5,250,476.00	\$0.00	\$5,074,971.27
			GWINNETT COUNTY Subtotal:			
EN Subtotal:				\$94,878,208.00	\$0.00	\$94,400,509.95
PI		GWINNETT COUNTY	B97UC130004	\$44,769.00	\$0.00	\$44,769.00
			B98UC130004	\$57,879.63	\$0.00	\$57,879.63
			B99UC130004	\$102,947.34	\$0.00	\$102,947.34
			B00UC130004	\$122,846.91	\$0.00	\$122,846.91
			B01UC130004	\$135,005.30	\$0.00	\$135,005.30
			B02UC130004	\$99,774.88	\$0.00	\$99,774.88
			B03UC130004	\$53,745.98	\$0.00	\$53,745.98
			B04UC130004	\$103,530.39	\$0.00	\$103,530.39
			B05UC130004	\$53,028.43	\$0.00	\$53,028.43
			B06UC130004	\$28,377.88	\$0.00	\$28,377.88
			B07UC130004	\$67,424.70	\$0.00	\$67,424.70
			B08UC130004	\$33,514.86	\$0.00	\$33,514.86
			B09UC130004	\$31,788.85	\$0.00	\$31,788.85
			B10UC130004	\$32,071.98	\$0.00	\$32,071.98
			B11UC130004	\$2,419.78	\$0.00	\$2,419.78
			B12UC130004	\$9,160.84	\$0.00	\$9,160.84
B13UC130004	\$14,373.92	\$0.00	\$14,373.92			
B15UC130004	\$84,120.26	\$0.00	\$82,667.24			
GWINNETT COUNTY Subtotal:				\$1,076,780.93	\$0.00	\$1,075,327.91

U.S. DEPARTMENT OF HOUSING AND
URBAN DEVELOPMENT
OFFICE OF COMMUNITY PLANNING AND
DEVELOPMENT
PR01 - HUD Grants and Program Income

DATE: 1/4/2016
TIME: 8:51:35 AM
PAGE: 2/9

IDIS

Program	Fund Type	Grantee Name	Grant Number	Net Drawn Amount	FY YTD Net Draw Amount	Available to Commit
CDBG	EN	GWINNETT COUNTY	B86UC130004	\$1,228,000.00	\$0.00	\$0.00
			B87UC130004	\$1,232,000.00	\$0.00	\$0.00
			B88UC130004	\$1,267,000.00	\$0.00	\$0.00
			B89UC130004	\$1,343,000.00	\$0.00	\$0.00
			B90UC130004	\$1,380,000.00	\$0.00	\$0.00
			B91UC130004	\$1,542,000.00	\$0.00	\$0.00
			B92UC130004	\$1,702,771.00	\$0.00	\$0.00
			B93UC130004	\$2,120,710.00	\$0.00	\$0.00
			B94UC130004	\$2,300,000.00	\$0.00	\$0.00
			B95UC130004	\$2,633,000.00	\$0.00	\$0.00
			B96UC130004	\$2,617,000.00	\$0.00	\$0.00
			B97UC130004	\$2,633,000.00	\$0.00	\$0.00
			B98UC130004	\$2,656,000.00	\$0.00	\$0.00
			B99UC130004	\$2,672,000.00	\$0.00	\$0.00
			B00UC130004	\$2,773,000.00	\$0.00	\$0.00
			B01UC130004	\$2,935,000.00	\$0.00	\$0.00
			B02UC130004	\$2,953,000.00	\$0.00	\$0.00
			B03UC130004	\$4,744,000.00	\$0.00	\$0.00
			B04UC130004	\$4,827,000.00	\$0.00	\$0.00
			B05UC130004	\$4,615,969.00	\$0.00	\$0.00
			B06UC130004	\$4,200,238.00	\$0.00	\$0.00
			B07UC130004	\$4,225,356.00	\$0.00	\$0.00
			B08UC130004	\$4,126,332.00	\$0.00	\$0.00
			B09UC130004	\$4,205,388.00	\$0.00	\$0.00
			B10UC130004	\$4,561,860.00	\$0.00	\$0.00
			B11UC130004	\$3,828,221.00	\$0.00	\$0.00
			B12UC130004	\$4,318,785.00	\$0.00	\$0.00
			B13UC130004	\$4,888,570.00	\$0.00	\$0.00
			B14UC130004	\$1,972,861.39	\$1,339,134.09	\$302,193.32
			B15UC130004	\$2,827,527.32	\$2,287,370.31	\$175,504.73
			GWINNETT COUNTY Subtotal:			
EN Subtotal:				\$89,329,588.71	\$3,626,504.40	\$477,698.05
PI	EN	GWINNETT COUNTY	B97UC130004	\$44,769.00	\$0.00	\$0.00
			B98UC130004	\$57,879.63	\$0.00	\$0.00
			B99UC130004	\$102,947.34	\$0.00	\$0.00
			B00UC130004	\$122,846.91	\$0.00	\$0.00
			B01UC130004	\$135,005.30	\$0.00	\$0.00
			B02UC130004	\$99,774.88	\$0.00	\$0.00
			B03UC130004	\$53,745.98	\$0.00	\$0.00
			B04UC130004	\$103,530.39	\$0.00	\$0.00
			B05UC130004	\$53,028.43	\$0.00	\$0.00
			B06UC130004	\$28,377.88	\$0.00	\$0.00
			B07UC130004	\$67,424.70	\$0.00	\$0.00
			B08UC130004	\$33,514.86	\$0.00	\$0.00
			B09UC130004	\$31,788.85	\$0.00	\$0.00
			B10UC130004	\$32,071.98	\$0.00	\$0.00
			B11UC130004	\$2,419.78	\$0.00	\$0.00
B12UC130004	\$9,160.84	\$0.00	\$0.00			
B13UC130004	\$14,373.92	\$0.00	\$0.00			
B15UC130004	\$82,663.24	\$3,365.29	\$1,453.02			
GWINNETT COUNTY Subtotal:				\$1,075,323.91	\$3,365.29	\$1,453.02

U.S. DEPARTMENT OF HOUSING AND
 URBAN DEVELOPMENT
 OFFICE OF COMMUNITY PLANNING AND
 DEVELOPMENT
 PR01 - HUD Grants and Program Income

DATE: 1/4/2016
 TIME: 8:51:35 AM
 PAGE: 3/9

IDIS

Program	Fund Type	Grantee Name	Grant Number	Available to Draw	Recapture Amount
CDBG	EN	GWINNETT COUNTY	B86UC130004	\$0.00	\$0.00
			B87UC130004	\$0.00	\$0.00
			B88UC130004	\$0.00	\$0.00
			B89UC130004	\$0.00	\$0.00
			B90UC130004	\$0.00	\$0.00
			B91UC130004	\$0.00	\$0.00
			B92UC130004	\$0.00	\$0.00
			B93UC130004	\$0.00	\$0.00
			B94UC130004	\$0.00	\$0.00
			B95UC130004	\$0.00	\$0.00
			B96UC130004	\$0.00	\$0.00
			B97UC130004	\$0.00	\$0.00
			B98UC130004	\$0.00	\$0.00
			B99UC130004	\$0.00	\$0.00
			B00UC130004	\$0.00	\$0.00
			B01UC130004	\$0.00	\$0.00
			B02UC130004	\$0.00	\$0.00
			B03UC130004	\$0.00	\$0.00
			B04UC130004	\$0.00	\$0.00
			B05UC130004	\$0.00	\$0.00
			B06UC130004	\$0.00	\$0.00
			B07UC130004	\$0.00	\$0.00
			B08UC130004	\$0.00	\$0.00
			B09UC130004	\$0.00	\$0.00
			B10UC130004	\$0.00	\$0.00
B11UC130004	\$0.00	\$0.00			
B12UC130004	\$0.00	\$0.00			
B13UC130004	\$0.00	\$0.00			
B14UC130004	\$3,125,670.61	\$0.00			
B15UC130004	\$2,422,948.68	\$0.00			
GWINNETT COUNTY Subtotal:				\$5,548,619.29	\$0.00
EN Subtotal:				\$5,548,619.29	\$0.00
PI		GWINNETT COUNTY	B97UC130004	\$0.00	\$0.00
			B98UC130004	\$0.00	\$0.00
			B99UC130004	\$0.00	\$0.00
			B00UC130004	\$0.00	\$0.00
			B01UC130004	\$0.00	\$0.00
			B02UC130004	\$0.00	\$0.00
			B03UC130004	\$0.00	\$0.00
			B04UC130004	\$0.00	\$0.00
			B05UC130004	\$0.00	\$0.00
			B06UC130004	\$0.00	\$0.00
			B07UC130004	\$0.00	\$0.00
			B08UC130004	\$0.00	\$0.00
			B09UC130004	\$0.00	\$0.00
			B10UC130004	\$0.00	\$0.00
			B11UC130004	\$0.00	\$0.00
B12UC130004	\$0.00	\$0.00			
B13UC130004	\$0.00	\$0.00			
B15UC130004	\$1,457.02	\$0.00			
GWINNETT COUNTY Subtotal:				\$1,457.02	\$0.00

U.S. DEPARTMENT OF HOUSING AND
URBAN DEVELOPMENT
OFFICE OF COMMUNITY PLANNING AND
DEVELOPMENT
PR01 - HUD Grants and Program Income

DATE: 1/4/2016
TIME: 8:51:35 AM
PAGE: 4/9

IDIS

Program	Fund Type	Grantee Name	Grant Number	Authorized Amount	Suballocated Amount	Amount Committed to Activities
CDBG	PI	PI Subtotal:		\$1,076,780.93	\$0.00	\$1,075,327.91
ESG	EN	GWINNETT COUNTY	S93UC130011	\$25,000.00	\$0.00	\$25,000.00
			S94UC130011	\$62,000.00	\$0.00	\$62,000.00
			S95UC130011	\$83,000.00	\$0.00	\$83,000.00
			S96UC130011	\$67,000.00	\$0.00	\$67,000.00
			S97UC130011	\$68,000.00	\$0.00	\$68,000.00
			S98UC130011	\$101,000.00	\$0.00	\$101,000.00
			S99UC130011	\$95,000.00	\$0.00	\$95,000.00
			S00UC130011	\$95,000.00	\$0.00	\$95,000.00
			S01UC130011	\$98,000.00	\$0.00	\$98,000.00
			S02UC130011	\$100,000.00	\$0.00	\$100,000.00
			S03UC130011	\$101,000.00	\$0.00	\$101,000.00
			S04UC130011	\$173,533.00	\$0.00	\$173,533.00
			S05UC130011	\$176,555.00	\$0.00	\$176,555.00
			S06UC130011	\$177,543.00	\$0.00	\$177,543.00
			S07UC130011	\$181,157.00	\$0.00	\$181,157.00
			S08UC130011	\$182,056.00	\$0.00	\$182,056.00
			S09UC130011	\$183,718.00	\$0.00	\$183,718.00
		S10UC130011	\$184,705.00	\$0.00	\$184,705.00	
		GWINNETT COUNTY Subtotal:	\$2,154,267.00	\$0.00	\$2,154,267.00	
		EN Subtotal:	\$2,154,267.00	\$0.00	\$2,154,267.00	
HOME	EN	GWINNETT COUNTY	M00UC130210	\$762,000.00	\$228,600.00	\$533,400.00
			M01UC130210	\$854,000.00	\$256,200.00	\$597,800.00
			M02UC130210	\$851,000.00	\$255,300.00	\$595,700.00
			M03UC130210	\$1,620,057.00	\$486,017.10	\$1,134,039.90
			M04UC130210	\$1,840,591.00	\$498,753.00	\$1,341,838.00
			M05UC130210	\$1,644,910.00	\$473,953.20	\$1,170,956.80
			M06UC130210	\$1,520,842.00	\$446,512.50	\$1,074,329.50
			M07UC130210	\$1,505,692.00	\$441,973.80	\$1,063,718.20
			M08UC130210	\$1,443,535.00	\$429,127.80	\$1,014,407.20
			M09UC130210	\$1,588,261.00	\$397,065.25	\$1,191,195.75
			M10UC130210	\$1,584,502.00	\$396,125.50	\$1,188,376.50
			M11UC130210	\$1,390,424.00	\$422,717.30	\$967,706.70
			M12UC130210	\$1,275,207.00	\$382,466.75	\$892,740.25
			M13UC130210	\$1,364,350.00	\$341,088.00	\$1,023,262.00
			M14UC130210	\$1,505,743.00	\$676,437.00	\$253,050.99
		M15UC130210	\$1,425,854.00	\$406,464.00	\$0.00	
		GWINNETT COUNTY Subtotal:	\$22,176,968.00	\$6,538,801.20	\$14,042,521.79	
		EN Subtotal:	\$22,176,968.00	\$6,538,801.20	\$14,042,521.79	
	PI	GWINNETT COUNTY	M01UC130210	\$30,482.60	\$0.00	\$30,482.60
			M02UC130210	\$58,093.53	\$0.00	\$58,093.53
			M03UC130210	\$63,056.07	\$0.00	\$63,056.07
			M04UC130210	\$104,482.94	\$0.00	\$104,482.94
			M05UC130210	\$99,997.18	\$0.00	\$99,997.18
			M06UC130210	\$209,895.74	\$0.00	\$209,895.74
			M07UC130210	\$85,510.03	\$0.00	\$85,510.03
			M08UC130210	\$49,234.37	\$0.00	\$49,234.37
			M09UC130210	\$44,808.03	\$0.00	\$44,808.03
			M10UC130210	\$45,451.03	\$0.00	\$45,451.03
			M11UC130210	\$55,901.03	\$0.00	\$55,901.03
			M12UC130210	\$55,842.21	\$0.00	\$55,842.21

U.S. DEPARTMENT OF HOUSING AND
URBAN DEVELOPMENT
OFFICE OF COMMUNITY PLANNING AND
DEVELOPMENT
PR01 - HUD Grants and Program Income

DATE: 1/4/2016
TIME: 8:51:35 AM
PAGE: 5/9

IDIS

Program	Fund Type	Grantee Name	Grant Number	Net Drawn Amount	FY YTD Net Draw Amount	Available to Commit
CDBG	PI	PI Subtotal:		\$1,075,323.91	\$3,365.29	\$1,453.02
ESG	EN	GWINNETT COUNTY	S93UC130011	\$25,000.00	\$0.00	\$0.00
			S94UC130011	\$62,000.00	\$0.00	\$0.00
			S95UC130011	\$83,000.00	\$0.00	\$0.00
			S96UC130011	\$67,000.00	\$0.00	\$0.00
			S97UC130011	\$68,000.00	\$0.00	\$0.00
			S98UC130011	\$101,000.00	\$0.00	\$0.00
			S99UC130011	\$95,000.00	\$0.00	\$0.00
			S00UC130011	\$95,000.00	\$0.00	\$0.00
			S01UC130011	\$98,000.00	\$0.00	\$0.00
			S02UC130011	\$100,000.00	\$0.00	\$0.00
			S03UC130011	\$101,000.00	\$0.00	\$0.00
			S04UC130011	\$173,533.00	\$0.00	\$0.00
			S05UC130011	\$176,555.00	\$0.00	\$0.00
			S06UC130011	\$177,543.00	\$0.00	\$0.00
			S07UC130011	\$181,157.00	\$0.00	\$0.00
			S08UC130011	\$182,056.00	\$0.00	\$0.00
		S09UC130011	\$183,718.00	\$0.00	\$0.00	
		S10UC130011	\$184,705.00	\$0.00	\$0.00	
		GWINNETT COUNTY Subtotal:		\$2,154,267.00	\$0.00	\$0.00
		EN Subtotal:		\$2,154,267.00	\$0.00	\$0.00
HOME	EN	GWINNETT COUNTY	M00UC130210	\$533,400.00	\$0.00	\$0.00
			M01UC130210	\$597,800.00	\$0.00	\$0.00
			M02UC130210	\$595,700.00	\$0.00	\$0.00
			M03UC130210	\$1,134,039.90	\$0.00	\$0.00
			M04UC130210	\$1,341,838.00	\$0.00	\$0.00
			M05UC130210	\$1,170,956.80	\$0.00	\$0.00
			M06UC130210	\$1,074,329.50	\$0.00	\$0.00
			M07UC130210	\$1,063,718.20	\$0.00	\$0.00
			M08UC130210	\$1,014,407.20	\$0.00	\$0.00
			M09UC130210	\$1,191,195.75	\$0.00	\$0.00
			M10UC130210	\$1,188,376.50	\$0.00	\$0.00
			M11UC130210	\$967,706.70	\$0.00	\$0.00
			M12UC130210	\$892,740.25	\$0.00	\$0.00
			M13UC130210	\$1,023,262.00	\$0.00	\$0.00
			M14UC130210	\$184,430.99	\$0.00	\$576,255.01
			M15UC130210	\$0.00	\$0.00	\$1,019,390.00
		GWINNETT COUNTY Subtotal:		\$13,973,901.79	\$0.00	\$1,595,645.01
		EN Subtotal:		\$13,973,901.79	\$0.00	\$1,595,645.01
	PI	GWINNETT COUNTY	M01UC130210	\$30,482.60	\$0.00	\$0.00
			M02UC130210	\$58,093.53	\$0.00	\$0.00
			M03UC130210	\$63,056.07	\$0.00	\$0.00
			M04UC130210	\$104,482.94	\$0.00	\$0.00
			M05UC130210	\$99,997.18	\$0.00	\$0.00
			M06UC130210	\$209,895.74	\$0.00	\$0.00
			M07UC130210	\$85,510.03	\$0.00	\$0.00
			M08UC130210	\$49,234.37	\$0.00	\$0.00
			M09UC130210	\$44,808.03	\$0.00	\$0.00
			M10UC130210	\$45,451.03	\$0.00	\$0.00
			M11UC130210	\$55,901.03	\$0.00	\$0.00
			M12UC130210	\$55,842.21	\$0.00	\$0.00

U.S. DEPARTMENT OF HOUSING AND
 URBAN DEVELOPMENT
 OFFICE OF COMMUNITY PLANNING AND
 DEVELOPMENT
 PR01 - HUD Grants and Program Income

DATE: 1/4/2016
 TIME: 8:51:35 AM
 PAGE: 6/9

IDIS

Program	Fund Type	Grantee Name	Grant Number	Available to Draw	Recapture Amount
CDBG	PI	PI Subtotal:		\$1,457.02	\$0.00
ESG	EN	GWINNETT COUNTY	S93UC130011	\$0.00	\$0.00
			S94UC130011	\$0.00	\$0.00
			S95UC130011	\$0.00	\$0.00
			S96UC130011	\$0.00	\$0.00
			S97UC130011	\$0.00	\$0.00
			S98UC130011	\$0.00	\$0.00
			S99UC130011	\$0.00	\$0.00
			S00UC130011	\$0.00	\$0.00
			S01UC130011	\$0.00	\$0.00
			S02UC130011	\$0.00	\$0.00
			S03UC130011	\$0.00	\$0.00
			S04UC130011	\$0.00	\$0.00
			S05UC130011	\$0.00	\$0.00
			S06UC130011	\$0.00	\$0.00
			S07UC130011	\$0.00	\$0.00
			S08UC130011	\$0.00	\$0.00
			S09UC130011	\$0.00	\$0.00
			S10UC130011	\$0.00	\$0.00
		GWINNETT COUNTY Subtotal:		\$0.00	\$0.00
		EN Subtotal:		\$0.00	\$0.00
HOME	EN	GWINNETT COUNTY	M00UC130210	\$0.00	\$0.00
			M01UC130210	\$0.00	\$0.00
			M02UC130210	\$0.00	\$0.00
			M03UC130210	\$0.00	\$0.00
			M04UC130210	\$0.00	\$0.00
			M05UC130210	\$0.00	\$0.00
			M06UC130210	\$0.00	\$0.00
			M07UC130210	\$0.00	\$0.00
			M08UC130210	\$0.00	\$0.00
			M09UC130210	\$0.00	\$0.00
			M10UC130210	\$0.00	\$0.00
			M11UC130210	\$0.00	\$0.00
			M12UC130210	\$0.00	\$0.00
			M13UC130210	\$0.00	\$0.00
			M14UC130210	\$644,875.01	\$0.00
			M15UC130210	\$1,019,390.00	\$0.00
		GWINNETT COUNTY Subtotal:		\$1,664,265.01	\$0.00
		EN Subtotal:		\$1,664,265.01	\$0.00
	PI	GWINNETT COUNTY	M01UC130210	\$0.00	\$0.00
			M02UC130210	\$0.00	\$0.00
			M03UC130210	\$0.00	\$0.00
			M04UC130210	\$0.00	\$0.00
			M05UC130210	\$0.00	\$0.00
			M06UC130210	\$0.00	\$0.00
			M07UC130210	\$0.00	\$0.00
			M08UC130210	\$0.00	\$0.00
			M09UC130210	\$0.00	\$0.00
			M10UC130210	\$0.00	\$0.00
			M11UC130210	\$0.00	\$0.00
			M12UC130210	\$0.00	\$0.00

U.S. DEPARTMENT OF HOUSING AND
 URBAN DEVELOPMENT
 OFFICE OF COMMUNITY PLANNING AND
 DEVELOPMENT
 PR01 - HUD Grants and Program Income

DATE: 1/4/2016
 TIME: 8:51:35 AM
 PAGE: 7/9

IDIS

Program	Fund Type	Grantee Name	Grant Number	Authorized Amount	Suballocated Amount	Amount Committed to Activities
HOME	PI	GWINNETT COUNTY	M13UC130210	\$57,766.71	\$0.00	\$57,766.71
			M14UC130210	\$38,500.00	\$0.00	\$24,447.42
			M15UC130210	\$43,860.76	\$0.00	\$23,713.34
		GWINNETT COUNTY Subtotal:			\$1,042,882.23	\$0.00
		PI Subtotal:		\$1,042,882.23	\$0.00	\$1,008,682.23
GRANTEE				\$121,329,106.16	\$6,538,801.20	\$112,681,308.88

U.S. DEPARTMENT OF HOUSING AND
 URBAN DEVELOPMENT
 OFFICE OF COMMUNITY PLANNING AND
 DEVELOPMENT
 PR01 - HUD Grants and Program Income

DATE: 1/4/2016
 TIME: 8:51:35 AM
 PAGE: 8/9

IDIS

Program	Fund Type	Grantee Name	Grant Number	Net Drawn Amount	FY YTD Net Draw Amount	Available to Commit
HOME	PI	GWINNETT COUNTY	M13UC130210	\$57,766.71	\$0.00	\$0.00
			M14UC130210	\$24,447.42	\$0.00	\$14,052.58
			M15UC130210	\$23,713.34	\$0.00	\$20,147.42
		GWINNETT COUNTY Subtotal:			\$1,008,682.23	\$0.00
		PI Subtotal:		\$1,008,682.23	\$0.00	\$34,200.00
GRANTEE				\$107,541,763.64	\$3,629,869.69	\$2,108,996.08

U.S. DEPARTMENT OF HOUSING AND
 URBAN DEVELOPMENT
 OFFICE OF COMMUNITY PLANNING AND
 DEVELOPMENT
 PR01 - HUD Grants and Program Income

DATE: 1/4/2016
 TIME: 8:51:35 AM
 PAGE: 9/9

IDIS

Program	Fund Type	Grantee Name	Grant Number	Available to Draw	Recapture Amount
HOME	PI	GWINNETT COUNTY	M13UC130210	\$0.00	\$0.00
			M14UC130210	\$14,052.58	\$0.00
			M15UC130210	\$20,147.42	\$0.00
			GWINNETT COUNTY Subtotal:	\$34,200.00	\$0.00
		PI Subtotal:		\$34,200.00	\$0.00
GRANTEE				\$7,248,541.32	\$0.00

PR03 – CDBG Activity Summary Report



U.S. Department of Housing and Urban Development
 Office of Community Planning and Development
 Integrated Disbursement and Information System
 CDBG Activity Summary Report (GPR) for Program Year 2015
 GWINNETT COUNTY

Date: 04-Jan-2016
 Time: 14:08
 Page: 1

PGM Year: 1994
Project: 0002 - CONVERTED CDBG ACTIVITIES
IDIS Activity: 2 - CDBG COMMITTED FUNDS ADJUSTMENT

Status: Open
Location: ,

Objective:
Outcome:
Matrix Code: Public Facilities and Improvement (General) (03)
National Objective: LMA

Initial Funding Date: 01/01/0001

Description:

Financing

	Fund Type	Grant Year	Grant	Funded Amount	Drawn In Program Year	Drawn Thru Program Year
CDBG	EN	Pre-2015		\$15,310,414.80	\$0.00	\$0.00
		1986	B86UC130004		\$0.00	\$1,228,000.00
		1987	B87UC130004		\$0.00	\$1,232,000.00
		1988	B88UC130004		\$0.00	\$1,267,000.00
		1989	B89UC130004		\$0.00	\$1,343,000.00
		1990	B90UC130004		\$0.00	\$1,380,000.00
		1991	B91UC130004		\$0.00	\$1,542,000.00
		1992	B92UC130004		\$0.00	\$1,702,771.00
		1993	B93UC130004		\$0.00	\$2,120,710.00
		1994	B94UC130004		\$0.00	\$2,300,000.00
		1995	B95UC130004		\$0.00	\$1,194,933.80
		2011	B11UC130004		\$0.00	\$153,216.41
		2012	B12UC130004		\$0.00	(\$153,216.41)
Total	Total			\$15,310,414.80	\$0.00	\$15,310,414.80

Proposed Accomplishments

Annual Accomplishments

Years	Accomplishment Narrative	# Benefitting
1995		



U.S. Department of Housing and Urban Development
 Office of Community Planning and Development
 Integrated Disbursement and Information System
 CDBG Activity Summary Report (GPR) for Program Year 2015
 GWINNETT COUNTY

Date: 04-Jan-2016
 Time: 14:08
 Page: 3

Asian/Pacific Islander:	0	0	0	0	0	0	0	0
Hispanic:	0	0	0	0	0	0	0	0
Total:	94	5	0	0	94	5	0	0
Female-headed Households:	6		0		6			

Income Category:

	Owner	Renter	Total	Person
Extremely Low	15	0	15	0
Low Mod	36	0	36	0
Moderate	43	0	43	0
Non Low Moderate	0	0	0	0
Total	94	0	94	0
Percent Low/Mod	100.0%		100.0%	

Annual Accomplishments

Years	Accomplishment Narrative	# Benefitting
2008		
2009	AS OF 8/8/09 9 HOUSES WERE REHABED USING FUNDS FROM IDIS#911.	
2012		
2013		



U.S. Department of Housing and Urban Development
 Office of Community Planning and Development
 Integrated Disbursement and Information System
 CDBG Activity Summary Report (GPR) for Program Year 2015
 GWINNETT COUNTY

Date: 04-Jan-2016
 Time: 14:08
 Page: 4

PGM Year: 2008
Project: 0019 - NEW HOUSING CONSTRUCTION-Rehab Property, Acquisition of Land
IDIS Activity: 937 - HABITAT-OAKLAND DOWNS LOT 30

Status: Completed 8/4/2015 12:00:00 AM **Objective:** Provide decent affordable housing
Location: 220 Oakland Hills Way (GWINNETT COUNTY) **Outcome:** Affordability
 Lawrenceville, GA 30044-6837 **Matrix Code:** Acquisition of Real Property (01) **National Objective:** LMH

Initial Funding Date: 08/06/2008

Description:
 GWINNETT HABITAT WILL USE 2008 CDBG FUMDS TO PURCHASE A LOT FOR THE CONSTRUCTION OF A TOWNHOME FOR INCOME ELIGIBLE FIRST TIME HOMEBUYER.
Financing

	Fund Type	Grant Year	Grant	Funded Amount	Drawn In Program Year	Drawn Thru Program Year
CDBG	EN	Pre-2015		\$43,750.00	\$0.00	\$0.00
		2007	B07UC130004		\$0.00	\$43,750.00
Total	Total			\$43,750.00	\$0.00	\$43,750.00

Proposed Accomplishments

Housing Units : 1

Actual Accomplishments

Number assisted:

	Owner		Renter		Total		Person	
	Total	Hispanic	Total	Hispanic	Total	Hispanic	Total	Hispanic
White:	0	0	0	0	0	0		0
Black/African American:	1	0	0	0	1	0	0	0
Asian:	0	0	0	0	0	0	0	0
American Indian/Alaskan Native:	0	0	0	0	0	0	0	0
Native Hawaiian/Other Pacific Islander:	0	0	0	0	0	0	0	0
American Indian/Alaskan Native & White:	0	0	0	0	0	0	0	0
Asian White:	0	0	0	0	0	0	0	0
Black/African American & White:	0	0	0	0	0	0	0	0
American Indian/Alaskan Native & Black/African American:	0	0	0	0	0	0	0	0
Other multi-racial:	0	0	0	0	0	0	0	0
Asian/Pacific Islander:	0	0	0	0	0	0	0	0
Hispanic:	0	0	0	0	0	0	0	0
Total:	1	0	0	0	1	0	0	0
Female-headed Households:	1		0		1			



U.S. Department of Housing and Urban Development
 Office of Community Planning and Development
 Integrated Disbursement and Information System
 CDBG Activity Summary Report (GPR) for Program Year 2015
 GWINNETT COUNTY

Date: 04-Jan-2016
 Time: 14:08
 Page: 5

Income Category:

	Owner	Renter	Total	Person
Extremely Low	1	0	1	0
Low Mod	0	0	0	0
Moderate	0	0	0	0
Non Low Moderate	0	0	0	0
Total	1	0	1	0
Percent Low/Mod	100.0%		100.0%	

Annual Accomplishments

Years	Accomplishment Narrative	# Benefitting
2008	SET-UP ACTIVITY. LOT PURCHASED 10/01/08. CONSTRUCTION AND COMPLETION ANTICIPATED BY THE END OF 2010.	
2015	Habitat for Humanity utilized CDBG funding to acquire land for the development of affordable townhomes on Oakland Hills Way. Nonprofit housing developer, Lawrenceville Housing Corporation, completed construction of all units in 2015. The home located at 220 Oakland Hills Way, Lawrenceville, GA 30044, was acquired by income eligible, first-time homebuyer, Daynisha S. Pringle.	



U.S. Department of Housing and Urban Development
 Office of Community Planning and Development
 Integrated Disbursement and Information System
 CDBG Activity Summary Report (GPR) for Program Year 2015
 GWINNETT COUNTY

Date: 04-Jan-2016
 Time: 14:08
 Page: 6

PGM Year: 2008
Project: 0019 - NEW HOUSING CONSTRUCTION-Rehab Property, Acquisition of Land
IDIS Activity: 939 - HABITAT-OAKLAND DOWNS-LOT 31

Status: Completed 8/4/2015 12:00:00 AM **Objective:** Provide decent affordable housing
Location: 218 Oakland Hills Way (GWINNETT COUNTY) **Outcome:** Affordability
 Lawrenceville, GA 30044-6837 **Matrix Code:** Acquisition of Real Property (01) **National Objective:** LMH

Initial Funding Date: 08/09/2008

Description:
 GWINNETT HABITAT FOR HUMANITY WILL USE 2008 CDBG FUNDS TO PURCHASE A LOT FOR THE CONSTRUCTION OF A TOWNHOME FOR ANINCOME ELIGIBLE FIRST TIME HOMEBUYER.

Financing

	Fund Type	Grant Year	Grant	Funded Amount	Drawn In Program Year	Drawn Thru Program Year
CDBG	EN	Pre-2015		\$43,750.00	\$0.00	\$0.00
		2007	B07UC130004		\$0.00	\$43,750.00
Total	Total			\$43,750.00	\$0.00	\$43,750.00

Proposed Accomplishments

Housing Units : 1

Actual Accomplishments

Number assisted:

	Owner		Renter		Total		Person	
	Total	Hispanic	Total	Hispanic	Total	Hispanic	Total	Hispanic
White:	2	2	0	0	2	2	0	0
Black/African American:	0	0	0	0	0	0	0	0
Asian:	0	0	0	0	0	0	0	0
American Indian/Alaskan Native:	0	0	0	0	0	0	0	0
Native Hawaiian/Other Pacific Islander:	0	0	0	0	0	0	0	0
American Indian/Alaskan Native & White:	0	0	0	0	0	0	0	0
Asian White:	0	0	0	0	0	0	0	0
Black/African American & White:	0	0	0	0	0	0	0	0
American Indian/Alaskan Native & Black/African American:	0	0	0	0	0	0	0	0
Other multi-racial:	0	0	0	0	0	0	0	0
Asian/Pacific Islander:	0	0	0	0	0	0	0	0
Hispanic:	0	0	0	0	0	0	0	0
Total:	2	2	0	0	2	2	0	0



U.S. Department of Housing and Urban Development
 Office of Community Planning and Development
 Integrated Disbursement and Information System
 CDBG Activity Summary Report (GPR) for Program Year 2015
 GWINNETT COUNTY

Date: 04-Jan-2016
 Time: 14:08
 Page: 8

PGM Year: 2008
Project: 0019 - NEW HOUSING CONSTRUCTION-Rehab Property, Acquisition of Land
IDIS Activity: 940 - HABITAT-OAKLAND DOWNS LOT 32

Status: Completed 8/4/2015 12:00:00 AM **Objective:** Provide decent affordable housing
Location: 216 Oakland Hills Way (GWINNETT COUNTY) **Outcome:** Affordability
 Lawrenceville, GA 30044-6837 **Matrix Code:** Acquisition of Real Property (01) **National Objective:** LMH

Initial Funding Date: 08/09/2008

Description:
 GWINNETT FOR HABITAT WILL USE 2008 CDBG FUNDS TO PURCHASE A LOT FOR THE CONSTRUCTION OF A TOWNHOME FOR AN INCOMEELIGIBLE FIRST TIME HOMEBUYER.

Financing

	Fund Type	Grant Year	Grant	Funded Amount	Drawn In Program Year	Drawn Thru Program Year
CDBG	EN	Pre-2015		\$43,750.00	\$0.00	\$0.00
		2007	B07UC130004		\$0.00	\$43,750.00
Total	Total			\$43,750.00	\$0.00	\$43,750.00

Proposed Accomplishments

Housing Units : 1

Actual Accomplishments

Number assisted:

	Owner		Renter		Total		Person	
	Total	Hispanic	Total	Hispanic	Total	Hispanic	Total	Hispanic
White:	0	0	0	0	0	0		0
Black/African American:	3	0	0	0	3	0	0	0
Asian:	0	0	0	0	0	0	0	0
American Indian/Alaskan Native:	0	0	0	0	0	0	0	0
Native Hawaiian/Other Pacific Islander:	0	0	0	0	0	0	0	0
American Indian/Alaskan Native & White:	0	0	0	0	0	0	0	0
Asian White:	0	0	0	0	0	0	0	0
Black/African American & White:	0	0	0	0	0	0	0	0
American Indian/Alaskan Native & Black/African American:	0	0	0	0	0	0	0	0
Other multi-racial:	0	0	0	0	0	0	0	0
Asian/Pacific Islander:	0	0	0	0	0	0	0	0
Hispanic:	0	0	0	0	0	0	0	0
Total:	3	0	0	0	3	0	0	0



U.S. Department of Housing and Urban Development
 Office of Community Planning and Development
 Integrated Disbursement and Information System
 CDBG Activity Summary Report (GPR) for Program Year 2015
 GWINNETT COUNTY

Date: 04-Jan-2016
 Time: 14:08
 Page: 10

PGM Year: 2008
Project: 0019 - NEW HOUSING CONSTRUCTION-Rehab Property, Acquisition of Land
IDIS Activity: 941 - HABITAT-OAKLAND DOWNS-LOT 33

Status: Completed 8/4/2015 12:00:00 AM **Objective:** Provide decent affordable housing
Location: 214 Oakland Hills Way (GWINNETT COUNTY) **Outcome:** Affordability
 Lawrenceville, GA 30044-6837 **Matrix Code:** Acquisition of Real Property (01) **National Objective:** LMH

Initial Funding Date: 08/09/2008

Description:
 GWINNETT HABITAT WILL USE 2008 CDBG FUNDS TO PURCHASE A LOT FOR THE COBSTRUCTION OF A TOWNHOME FOR AN INCOMEELIGIBLE FIRST TIME HOMEBUYER.

Financing

	Fund Type	Grant Year	Grant	Funded Amount	Drawn In Program Year	Drawn Thru Program Year
CDBG	EN	Pre-2015		\$43,750.00	\$0.00	\$0.00
		2007	B07UC130004		\$0.00	\$43,750.00
Total	Total			\$43,750.00	\$0.00	\$43,750.00

Proposed Accomplishments

Housing Units : 1

Actual Accomplishments

Number assisted:

	Owner		Renter		Total		Person	
	Total	Hispanic	Total	Hispanic	Total	Hispanic	Total	Hispanic
White:	0	0	0	0	0	0	0	0
Black/African American:	2	0	0	0	2	0	0	0
Asian:	0	0	0	0	0	0	0	0
American Indian/Alaskan Native:	0	0	0	0	0	0	0	0
Native Hawaiian/Other Pacific Islander:	0	0	0	0	0	0	0	0
American Indian/Alaskan Native & White:	0	0	0	0	0	0	0	0
Asian White:	0	0	0	0	0	0	0	0
Black/African American & White:	0	0	0	0	0	0	0	0
American Indian/Alaskan Native & Black/African American:	0	0	0	0	0	0	0	0
Other multi-racial:	0	0	0	0	0	0	0	0
Asian/Pacific Islander:	0	0	0	0	0	0	0	0
Hispanic:	0	0	0	0	0	0	0	0
Total:	2	0	0	0	2	0	0	0



U.S. Department of Housing and Urban Development
 Office of Community Planning and Development
 Integrated Disbursement and Information System
 CDBG Activity Summary Report (GPR) for Program Year 2015
 GWINNETT COUNTY

Date: 04-Jan-2016
 Time: 14:08
 Page: 12

PGM Year: 2008
Project: 0019 - NEW HOUSING CONSTRUCTION-Rehab Property, Acquisition of Land
IDIS Activity: 942 - HABITAT-OAKLAND DOWNS LOT 34

Status: Completed 8/4/2015 12:00:00 AM **Objective:** Provide decent affordable housing
Location: 212 Oakland Hills Way (GWINNETT COUNTY) **Outcome:** Affordability
 Lawrenceville, GA 30044-6837 **Matrix Code:** Acquisition of Real Property (01) **National Objective:** LMH

Initial Funding Date: 08/09/2008

Description:
 GWINNETT HABITAT WILL USE 2008 CDBG FUNDS TO PURCHASE ALOT FOR THE CONSTRUCTION OF A TOWNHOME FOR AN INCOME ELIGIBLE FIRST TIME HOMEBUYER.

Financing

	Fund Type	Grant Year	Grant	Funded Amount	Drawn In Program Year	Drawn Thru Program Year
CDBG	EN	Pre-2015		\$43,750.00	\$0.00	\$0.00
		2007	B07UC130004		\$0.00	\$43,750.00
Total	Total			\$43,750.00	\$0.00	\$43,750.00

Proposed Accomplishments

Housing Units : 1

Actual Accomplishments

Number assisted:

	Owner		Renter		Total		Person	
	Total	Hispanic	Total	Hispanic	Total	Hispanic	Total	Hispanic
White:	0	0	0	0	0	0		0
Black/African American:	2	0	0	0	2	0	0	0
Asian:	0	0	0	0	0	0	0	0
American Indian/Alaskan Native:	0	0	0	0	0	0	0	0
Native Hawaiian/Other Pacific Islander:	0	0	0	0	0	0	0	0
American Indian/Alaskan Native & White:	0	0	0	0	0	0	0	0
Asian White:	0	0	0	0	0	0	0	0
Black/African American & White:	0	0	0	0	0	0	0	0
American Indian/Alaskan Native & Black/African American:	0	0	0	0	0	0	0	0
Other multi-racial:	0	0	0	0	0	0	0	0
Asian/Pacific Islander:	0	0	0	0	0	0	0	0
Hispanic:	0	0	0	0	0	0	0	0
Total:	2	0	0	0	2	0	0	0



U.S. Department of Housing and Urban Development
 Office of Community Planning and Development
 Integrated Disbursement and Information System
 CDBG Activity Summary Report (GPR) for Program Year 2015
 GWINNETT COUNTY

Date: 04-Jan-2016
 Time: 14:08
 Page: 14

PGM Year: 2008
Project: 0019 - NEW HOUSING CONSTRUCTION-Rehab Property, Acquisition of Land
IDIS Activity: 943 - HABITAT-OAKLAND DOWNS LOT 35

Status: Completed 8/4/2015 12:00:00 AM **Objective:** Provide decent affordable housing
Location: 210 Oakland Hills Way (GWINNETT COUNTY) **Outcome:** Affordability
 Lawrenceville, GA 30044-6837 **Matrix Code:** Acquisition of Real Property (01) **National Objective:** LMH

Initial Funding Date: 08/09/2008

Description:
 GWINNETT COUTNY WILL USE 2008 CDBG FUNDS TO PURCHASE ALOT FOR THE CONSTRUCTION OF A TOWNHOME FOR AN INCOMEELIGIBLE FIRST TIME HOMEBUYER.

Financing

	Fund Type	Grant Year	Grant	Funded Amount	Drawn In Program Year	Drawn Thru Program Year
CDBG	EN	Pre-2015		\$43,750.00	\$0.00	\$0.00
		2007	B07UC130004		\$0.00	\$43,750.00
Total	Total			\$43,750.00	\$0.00	\$43,750.00

Proposed Accomplishments

Housing Units : 1

Actual Accomplishments

Number assisted:

	Owner		Renter		Total		Person	
	Total	Hispanic	Total	Hispanic	Total	Hispanic	Total	Hispanic
White:	0	0	0	0	0	0		0
Black/African American:	2	0	0	0	2	0	0	0
Asian:	0	0	0	0	0	0	0	0
American Indian/Alaskan Native:	0	0	0	0	0	0	0	0
Native Hawaiian/Other Pacific Islander:	0	0	0	0	0	0	0	0
American Indian/Alaskan Native & White:	0	0	0	0	0	0	0	0
Asian White:	0	0	0	0	0	0	0	0
Black/African American & White:	0	0	0	0	0	0	0	0
American Indian/Alaskan Native & Black/African American:	0	0	0	0	0	0	0	0
Other multi-racial:	0	0	0	0	0	0	0	0
Asian/Pacific Islander:	0	0	0	0	0	0	0	0
Hispanic:	0	0	0	0	0	0	0	0
Total:	2	0	0	0	2	0	0	0



U.S. Department of Housing and Urban Development
 Office of Community Planning and Development
 Integrated Disbursement and Information System
 CDBG Activity Summary Report (GPR) for Program Year 2015
 GWINNETT COUNTY

Date: 04-Jan-2016
 Time: 14:08
 Page: 16

PGM Year: 2008
Project: 0019 - NEW HOUSING CONSTRUCTION-Rehab Property, Acquisition of Land
IDIS Activity: 944 - HABITAT-OAKLAND DOWNS-LOT 36

Status: Completed 8/4/2015 12:00:00 AM **Objective:** Provide decent affordable housing
Location: 208 Oakland Hills Way (GWINNETT COUNTY) **Outcome:** Affordability
 Lawrenceville, GA 30044-6837 **Matrix Code:** Acquisition of Real Property (01) **National Objective:** LMH

Initial Funding Date: 08/09/2008

Description:
 GWINNETT HABITAT WILL USE 2008 CDBG FUNDS TO PURCHASE A LOT FOR THE CONSTRUCTION OF A TOWNHOME FOR AN INCOMEELIGIBLE FIRST TIME HOMEBUYER.

Financing

	Fund Type	Grant Year	Grant	Funded Amount	Drawn In Program Year	Drawn Thru Program Year
CDBG	EN	Pre-2015		\$43,750.00	\$0.00	\$0.00
		2007	B07UC130004		\$0.00	\$43,750.00
Total	Total			\$43,750.00	\$0.00	\$43,750.00

Proposed Accomplishments

Housing Units : 1

Actual Accomplishments

Number assisted:

	Owner		Renter		Total		Person	
	Total	Hispanic	Total	Hispanic	Total	Hispanic	Total	Hispanic
White:	0	0	0	0	0	0		0
Black/African American:	4	0	0	0	4	0	0	0
Asian:	0	0	0	0	0	0	0	0
American Indian/Alaskan Native:	0	0	0	0	0	0	0	0
Native Hawaiian/Other Pacific Islander:	0	0	0	0	0	0	0	0
American Indian/Alaskan Native & White:	0	0	0	0	0	0	0	0
Asian White:	0	0	0	0	0	0	0	0
Black/African American & White:	0	0	0	0	0	0	0	0
American Indian/Alaskan Native & Black/African American:	0	0	0	0	0	0	0	0
Other multi-racial:	0	0	0	0	0	0	0	0
Asian/Pacific Islander:	0	0	0	0	0	0	0	0
Hispanic:	0	0	0	0	0	0	0	0
Total:	4	0	0	0	4	0	0	0



U.S. Department of Housing and Urban Development
 Office of Community Planning and Development
 Integrated Disbursement and Information System
 CDBG Activity Summary Report (GPR) for Program Year 2015
 GWINNETT COUNTY

Date: 04-Jan-2016
 Time: 14:08
 Page: 17

Female-headed Households: 0 0 0

Income Category:

	Owner	Renter	Total	Person
Extremely Low	0	0	0	0
Low Mod	4	0	4	0
Moderate	0	0	0	0
Non Low Moderate	0	0	0	0
Total	4	0	4	0
Percent Low/Mod	100.0%		100.0%	

Annual Accomplishments

Years	Accomplishment Narrative	# Benefiting
2008	ACTIVITY SET-UP. LOT PURCHASED 10/01/08. CONSTRUCTION AND COMPLETION ANTICIPATED BY THE END OF 2010.	
2015	Habitat for Humanity utilized CDBG funding to acquire land for the development of affordable townhomes on Oakland Hills Way. Nonprofit housing developer, Lawrenceville Housing Corporation, completed construction of all units in 2015. The home located at 208 Oakland Hills Way, Lawrenceville, GA 30044, was acquired by income eligible, first-time homebuyer, Tamrat Belhu.	



U.S. Department of Housing and Urban Development
 Office of Community Planning and Development
 Integrated Disbursement and Information System
 CDBG Activity Summary Report (GPR) for Program Year 2015
 GWINNETT COUNTY

Date: 04-Jan-2016
 Time: 14:08
 Page: 18

PGM Year: 2008
Project: 0019 - NEW HOUSING CONSTRUCTION-Rehab Property, Acquisition of Land
IDIS Activity: 945 - HABITAT-OAKLAND DOWNS-LOT 37

Status: Completed 8/4/2015 12:00:00 AM **Objective:** Provide decent affordable housing
Location: 206 Oakland Hills Way (GWINNETT COUNTY) **Outcome:** Affordability
 Lawrenceville, GA 30044-6837 **Matrix Code:** Acquisition of Real Property (01) **National Objective:** LMH

Initial Funding Date: 08/09/2008

Description:
 GWINNETT HABITAT WILL USE 2008 CDBG FUNDS TO PURCHASE A LOT FOR THE CONSTRUCTION OF A TOWNHOME FOR AN INCOMEELIGIBLE FIRST TIME HOMEBUYER.

Financing

	Fund Type	Grant Year	Grant	Funded Amount	Drawn In Program Year	Drawn Thru Program Year
CDBG	EN	Pre-2015		\$43,750.00	\$0.00	\$0.00
		2007	B07UC130004		\$0.00	\$43,750.00
Total	Total			\$43,750.00	\$0.00	\$43,750.00

Proposed Accomplishments

Housing Units : 1

Actual Accomplishments

Number assisted:

	Owner		Renter		Total		Person	
	Total	Hispanic	Total	Hispanic	Total	Hispanic	Total	Hispanic
White:	6	6	0	0	6	6	0	0
Black/African American:	0	0	0	0	0	0	0	0
Asian:	0	0	0	0	0	0	0	0
American Indian/Alaskan Native:	0	0	0	0	0	0	0	0
Native Hawaiian/Other Pacific Islander:	0	0	0	0	0	0	0	0
American Indian/Alaskan Native & White:	0	0	0	0	0	0	0	0
Asian White:	0	0	0	0	0	0	0	0
Black/African American & White:	0	0	0	0	0	0	0	0
American Indian/Alaskan Native & Black/African American:	0	0	0	0	0	0	0	0
Other multi-racial:	0	0	0	0	0	0	0	0
Asian/Pacific Islander:	0	0	0	0	0	0	0	0
Hispanic:	0	0	0	0	0	0	0	0
Total:	6	6	0	0	6	6	0	0



U.S. Department of Housing and Urban Development
 Office of Community Planning and Development
 Integrated Disbursement and Information System
 CDBG Activity Summary Report (GPR) for Program Year 2015
 GWINNETT COUNTY

Date: 04-Jan-2016
 Time: 14:08
 Page: 19

Female-headed Households: 0 0 0

Income Category:

	Owner	Renter	Total	Person
Extremely Low	0	0	0	0
Low Mod	6	0	6	0
Moderate	0	0	0	0
Non Low Moderate	0	0	0	0
Total	6	0	6	0
Percent Low/Mod	100.0%		100.0%	

Annual Accomplishments

Years	Accomplishment Narrative	# Benefiting
2008	ACTIVITY SET-UP. LOT PURCHASED 10/01/08. CONSTRUCTION AND COMPLETION ANTICIPATED BY THE END OF 2010.	
2015	Habitat for Humanity utilized CDBG funding to acquire land for the development of affordable townhomes on Oakland Hills Way. Nonprofit housing developer, Lawrenceville Housing Corporation, completed construction of all units in 2015. The home located at 206 Oakland Hills Way, Lawrenceville, GA 30044, was acquired by income eligible, first-time homebuyer, Oscar C. Martinez.	



U.S. Department of Housing and Urban Development
 Office of Community Planning and Development
 Integrated Disbursement and Information System
 CDBG Activity Summary Report (GPR) for Program Year 2015
 GWINNETT COUNTY

Date: 04-Jan-2016
 Time: 14:08
 Page: 20

PGM Year: 2012
Project: 0027 - Lawrenceville Housing Corporation - Oakland Downs Project
IDIS Activity: 946 - HABITAT-OAKLAND DOWNS LOT 38

Status: Open
Location: 200 Oakland Hills Way (GWINNETT COUNTY)
 Lawrenceville, GA 30044-6837

Objective: Provide decent affordable housing
Outcome: Affordability
Matrix Code: Acquisition of Real Property (01) **National Objective:** LMH

Initial Funding Date: 08/09/2008

Description:
 GWINNETT HABITAT WILL USE 2008 CDBG FUNDS TO PURCHASE A LOT FOR THE CONSTRUCTION OF A TOWNHOME FOR AN INCOME ELIGIBLE FIRST TIME HOME BUYER.
 FY 2012 HOME funds in amount of \$ 128,255 will be used for rehabilitation and to provide First - time Homebuyer Down Payments Assistance.

Financing

	Fund Type	Grant Year	Grant	Funded Amount	Drawn In Program Year	Drawn Thru Program Year
CDBG	EN	Pre-2015		\$43,750.00	\$0.00	\$0.00
		2007	B07UC130004		\$0.00	\$43,750.00
Total	Total			\$43,750.00	\$0.00	\$43,750.00

Proposed Accomplishments

Housing Units : 1

Actual Accomplishments

Number assisted:

	Owner		Renter		Total		Person	
	Total	Hispanic	Total	Hispanic	Total	Hispanic	Total	Hispanic
White:	0	0	0	0	0	0	0	0
Black/African American:	0	0	0	0	0	0	0	0
Asian:	1	0	0	0	1	0	0	0
American Indian/Alaskan Native:	0	0	0	0	0	0	0	0
Native Hawaiian/Other Pacific Islander:	0	0	0	0	0	0	0	0
American Indian/Alaskan Native & White:	0	0	0	0	0	0	0	0
Asian White:	0	0	0	0	0	0	0	0
Black/African American & White:	0	0	0	0	0	0	0	0
American Indian/Alaskan Native & Black/African American:	0	0	0	0	0	0	0	0
Other multi-racial:	0	0	0	0	0	0	0	0
Asian/Pacific Islander:	0	0	0	0	0	0	0	0
Hispanic:	0	0	0	0	0	0	0	0
Total:	1	0	0	0	1	0	0	0



U.S. Department of Housing and Urban Development
 Office of Community Planning and Development
 Integrated Disbursement and Information System
 CDBG Activity Summary Report (GPR) for Program Year 2015
 GWINNETT COUNTY

Date: 04-Jan-2016
 Time: 14:08
 Page: 21

Female-headed Households: 1 0 1

<i>Income Category:</i>	Owner	Renter	Total	Person
Extremely Low	1	0	1	0
Low Mod	0	0	0	0
Moderate	0	0	0	0
Non Low Moderate	0	0	0	0
Total	1	0	1	0
Percent Low/Mod	100.0%		100.0%	

Annual Accomplishments

Years	Accomplishment Narrative	# Benefitting
2008	ACTIVITY SET-UP. LOT PURCHASED 10/01/08. CONSTRUCTION AND COMPLETION ANTICIPATED BY THE END OF 2010.	
2015	Construction completed and first-time homebuyer (Yasmeen Lakhani and Mjid Jiwa) acquired 200 Oakland Hills Way in 2015.	



U.S. Department of Housing and Urban Development
 Office of Community Planning and Development
 Integrated Disbursement and Information System
 CDBG Activity Summary Report (GPR) for Program Year 2015
 GWINNETT COUNTY

Date: 04-Jan-2016
 Time: 14:08
 Page: 22

PGM Year: 2012
Project: 0027 - Lawrenceville Housing Corporation - Oakland Downs Project
IDIS Activity: 947 - HABITAT-OAKLAND DOWNS LOT 39

Status: Open
Location: 198 Oakland Hills Way (GWINNETT COUNTY)
 Lawrenceville, GA 30044-6844

Objective: Provide decent affordable housing
Outcome: Affordability
Matrix Code: Acquisition of Real Property (01) **National Objective:** LMH

Initial Funding Date: 08/09/2008

Description:
 GWINNETT HABITAT WILL USE 2008 CDBG FUNDS TO PURCHASE A LOT FOR THE CONSTRUCTION OF A TOWNHOME FOR AN INCOME ELIGIBLE FIRST TIME HOMEBUYER.
 FY 2008 HOME funds in amount of \$ 128,255 will be use for rehabilitation and and to provide First - time Homebuyer Down Payment Assistance.

Financing

	Fund Type	Grant Year	Grant	Funded Amount	Drawn In Program Year	Drawn Thru Program Year
CDBG	EN	Pre-2015		\$43,750.00	\$0.00	\$0.00
		2007	B07UC130004		\$0.00	\$43,750.00
Total	Total			\$43,750.00	\$0.00	\$43,750.00

Proposed Accomplishments

Housing Units : 2

Actual Accomplishments

Number assisted:

	Owner		Renter		Total		Person	
	Total	Hispanic	Total	Hispanic	Total	Hispanic	Total	Hispanic
White:	0	0	0	0	0	0	0	0
Black/African American:	1	0	0	0	1	0	0	0
Asian:	0	0	0	0	0	0	0	0
American Indian/Alaskan Native:	0	0	0	0	0	0	0	0
Native Hawaiian/Other Pacific Islander:	0	0	0	0	0	0	0	0
American Indian/Alaskan Native & White:	0	0	0	0	0	0	0	0
Asian White:	0	0	0	0	0	0	0	0
Black/African American & White:	0	0	0	0	0	0	0	0
American Indian/Alaskan Native & Black/African American:	0	0	0	0	0	0	0	0
Other multi-racial:	0	0	0	0	0	0	0	0
Asian/Pacific Islander:	0	0	0	0	0	0	0	0
Hispanic:	0	0	0	0	0	0	0	0
Total:	1	0	0	0	1	0	0	0



U.S. Department of Housing and Urban Development
 Office of Community Planning and Development
 Integrated Disbursement and Information System
 CDBG Activity Summary Report (GPR) for Program Year 2015
 GWINNETT COUNTY

Date: 04-Jan-2016
 Time: 14:08
 Page: 23

Female-headed Households: 0 0 0

<i>Income Category:</i>	Owner	Renter	Total	Person
Extremely Low	1	0	1	0
Low Mod	0	0	0	0
Moderate	0	0	0	0
Non Low Moderate	0	0	0	0
Total	1	0	1	0
Percent Low/Mod	100.0%		100.0%	

Annual Accomplishments

Years	Accomplishment Narrative	# Benefitting
2008	ACTIVITY SET-UP. LOT PURCHASED 10/01/08. CONSTRUCTION AND COMPLETION ANTICIPATED BY THE END OF 2010.	
2015	Habitat for Humanity utilized CDBG funding to acquire the land at 198 Oakland Hills Way for new construction of a townhome. Nonprofit housing developer, Lawrenceville Housing Corporation, completed construction of the townhome and an income-eligible homebuyer (Samsodin Mustapha) acquired the property in 2015.	



U.S. Department of Housing and Urban Development
 Office of Community Planning and Development
 Integrated Disbursement and Information System
 CDBG Activity Summary Report (GPR) for Program Year 2015
 GWINNETT COUNTY

Date: 04-Jan-2016
 Time: 14:08
 Page: 24

PGM Year: 2012
Project: 0027 - Lawrenceville Housing Corporation - Oakland Downs Project
IDIS Activity: 948 - HABITAT-OAKLAND DOWNS LOT 40

Status: Open **Objective:** Provide decent affordable housing
Location: 196 Oakland Hills Way (GWINNETT COUTNY)
 Lawrenceville, GA 30044-6844 **Outcome:** Affordability
Matrix Code: Acquisition of Real Property (01) **National Objective:** LMH

Initial Funding Date: 08/09/2008

Description:
 GWINNETT HABITAT WILL USE 2008 CDBG FUNDS TO PURCHASE A LOT FOR THE CONSTRUCTION OF A TOWNHOME FOR AN INCOME ELIGIBLE FIRST TIME HOMEBUYER.
 FY 2012 HOME funds in amount of \$ 134,505 will be use for rehabilitation and and to provide First - time Homebuyer Down Payment Assistance.

Financing

	Fund Type	Grant Year	Grant	Funded Amount	Drawn In Program Year	Drawn Thru Program Year
CDBG	EN	Pre-2015		\$43,750.00	\$0.00	\$0.00
		2007	B07UC130004		\$0.00	\$43,750.00
Total	Total			\$43,750.00	\$0.00	\$43,750.00

Proposed Accomplishments

Housing Units : 1

Actual Accomplishments

Number assisted:

	Owner		Renter		Total		Person	
	Total	Hispanic	Total	Hispanic	Total	Hispanic	Total	Hispanic
White:	0	0	0	0	0	0	0	0
Black/African American:	4	0	0	0	4	0	0	0
Asian:	0	0	0	0	0	0	0	0
American Indian/Alaskan Native:	0	0	0	0	0	0	0	0
Native Hawaiian/Other Pacific Islander:	0	0	0	0	0	0	0	0
American Indian/Alaskan Native & White:	0	0	0	0	0	0	0	0
Asian White:	0	0	0	0	0	0	0	0
Black/African American & White:	0	0	0	0	0	0	0	0
American Indian/Alaskan Native & Black/African American:	0	0	0	0	0	0	0	0
Other multi-racial:	0	0	0	0	0	0	0	0
Asian/Pacific Islander:	0	0	0	0	0	0	0	0
Hispanic:	0	0	0	0	0	0	0	0
Total:	4	0	0	0	4	0	0	0



U.S. Department of Housing and Urban Development
 Office of Community Planning and Development
 Integrated Disbursement and Information System
 CDBG Activity Summary Report (GPR) for Program Year 2015
 GWINNETT COUNTY

Date: 04-Jan-2016
 Time: 14:08
 Page: 25

Female-headed Households: 1 0 1

<i>Income Category:</i>	Owner	Renter	Total	Person
Extremely Low	4	0	4	0
Low Mod	0	0	0	0
Moderate	0	0	0	0
Non Low Moderate	0	0	0	0
Total	4	0	4	0
Percent Low/Mod	100.0%		100.0%	

Annual Accomplishments

Years	Accomplishment Narrative	# Benefitting
2008	ACTIVITY SET-UP. LOT PURCHASED 10/01/08. CONSTRUCTION AND COMPLETION ANTICIPATED BY THE END OF 2010.	
2015	Habitat for Humanity utilized CDBG funds to acquire land at Oakland Hills Way to construct townhomes. Nonprofit housing developer, Lawrenceville Housing Corporation, completed construction of the townhomes and income-eligible homebuyers acquired the property.	



U.S. Department of Housing and Urban Development
 Office of Community Planning and Development
 Integrated Disbursement and Information System
 CDBG Activity Summary Report (GPR) for Program Year 2015
 GWINNETT COUNTY

Date: 04-Jan-2016
 Time: 14:08
 Page: 26

PGM Year: 2012
Project: 0027 - Lawrenceville Housing Corporation - Oakland Downs Project
IDIS Activity: 949 - HABITAT-OAKLAND DOWNS LOT41
Status: Open
Location: 194 Oakland Hills Way (GWINNETT COUTNY)
 Lawrenceville, GA 30044-6844
Objective: Provide decent affordable housing
Outcome: Affordability
Matrix Code: Acquisition of Real Property (01)
National Objective: LMH

Initial Funding Date: 08/09/2008

Description:
 GWINNETT HABITAT WILL USE 2008 CDBG FUNDS TO PURCHASE A LOT FOR THE CONSTRUCTION OF A TOWNHOME FOR AN INCOME ELIGIBLE FIRST TIME HOMEBUYER.
 FY 2012 HOME funds in amount of \$ 134,505 will be use for rehabilitation and and to provide First - time Homebuyer Down Payment Assistance.

Financing

	Fund Type	Grant Year	Grant	Funded Amount	Drawn In Program Year	Drawn Thru Program Year
CDBG	EN	Pre-2015		\$43,750.00	\$0.00	\$0.00
		2007	B07UC130004		\$0.00	\$43,750.00
Total	Total			\$43,750.00	\$0.00	\$43,750.00

Proposed Accomplishments

Housing Units : 1

Actual Accomplishments

Number assisted:

	Owner		Renter		Total		Person	
	Total	Hispanic	Total	Hispanic	Total	Hispanic	Total	Hispanic
White:	0	0	0	0	0	0	0	0
Black/African American:	0	0	0	0	0	0	0	0
Asian:	0	0	0	0	0	0	0	0
American Indian/Alaskan Native:	0	0	0	0	0	0	0	0
Native Hawaiian/Other Pacific Islander:	0	0	0	0	0	0	0	0
American Indian/Alaskan Native & White:	0	0	0	0	0	0	0	0
Asian White:	0	0	0	0	0	0	0	0
Black/African American & White:	0	0	0	0	0	0	0	0
American Indian/Alaskan Native & Black/African American:	0	0	0	0	0	0	0	0
Other multi-racial:	0	0	0	0	0	0	0	0
Asian/Pacific Islander:	0	0	0	0	0	0	0	0
Hispanic:	0	0	0	0	0	0	0	0
Total:	0	0	0	0	0	0	0	0



U.S. Department of Housing and Urban Development
 Office of Community Planning and Development
 Integrated Disbursement and Information System
 CDBG Activity Summary Report (GPR) for Program Year 2015
 GWINNETT COUNTY

Date: 04-Jan-2016
 Time: 14:08
 Page: 27

Female-headed Households: 0 0 0

Income Category:

	Owner	Renter	Total	Person
Extremely Low	0	0	0	0
Low Mod	0	0	0	0
Moderate	0	0	0	0
Non Low Moderate	0	0	0	0
Total	0	0	0	0
Percent Low/Mod				

Annual Accomplishments

Years	Accomplishment Narrative	# Benefitting
2008	ACTIVITY SET-UP. LOT PURCHASED 10/01/08.	CONSTRUCTION AND COMPLETION ANTICIPATED BY THE END OF 2010.
2015	Habitat for Humanity utilized CDBG funds to acquire land at Oakland Hills Way to construct affordable townhomes for income eligible, first-time homebuyers. Nonprofit housing developer, Lawrenceville Housing Corporation, completed the townhome construction and sold the property to	



U.S. Department of Housing and Urban Development
 Office of Community Planning and Development
 Integrated Disbursement and Information System
 CDBG Activity Summary Report (GPR) for Program Year 2015
 GWINNETT COUNTY

Date: 04-Jan-2016
 Time: 14:08
 Page: 28

PGM Year: 2013
Project: 0013 - Lawrenceville Housing Corporation - Oakland Downs Project
IDIS Activity: 950 - HABITAT-OAKLAND DOWNS LOT 42

Status: Open
Location: 192 Oakland Hills Way (GWINNETT COUNTY)
 Lawrenceville, GA 30044-6844

Objective: Provide decent affordable housing
Outcome: Affordability
Matrix Code: Acquisition of Real Property (01) **National Objective:** LMH

Initial Funding Date: 08/09/2008

Description:
 GWINNETT HABITAT WILL USE 2008 CDBG FUNDS TO PURCHASE A LOT FOR THE CONSTRUCTION OF A TOWNHOME FOR AN INCOME ELIGIBLE FIRST TIME HOMEBUYER.
 FY 2013 HOME funds in amount of \$ 128,255 will be use for rehabilitation and and to provide First - time Homebuyer Down Payments Assistance.

Financing

	Fund Type	Grant Year	Grant	Funded Amount	Drawn In Program Year	Drawn Thru Program Year
CDBG	EN	Pre-2015		\$43,750.00	\$0.00	\$0.00
		2007	B07UC130004		\$0.00	\$43,750.00
Total	Total			\$43,750.00	\$0.00	\$43,750.00

Proposed Accomplishments

Housing Units : 1

Actual Accomplishments

Number assisted:

	Owner		Renter		Total		Person	
	Total	Hispanic	Total	Hispanic	Total	Hispanic	Total	Hispanic
White:	0	0	0	0	0	0	0	0
Black/African American:	3	0	0	0	3	0	0	0
Asian:	0	0	0	0	0	0	0	0
American Indian/Alaskan Native:	0	0	0	0	0	0	0	0
Native Hawaiian/Other Pacific Islander:	0	0	0	0	0	0	0	0
American Indian/Alaskan Native & White:	0	0	0	0	0	0	0	0
Asian White:	0	0	0	0	0	0	0	0
Black/African American & White:	0	0	0	0	0	0	0	0
American Indian/Alaskan Native & Black/African American:	0	0	0	0	0	0	0	0
Other multi-racial:	0	0	0	0	0	0	0	0
Asian/Pacific Islander:	0	0	0	0	0	0	0	0
Hispanic:	0	0	0	0	0	0	0	0
Total:	3	0	0	0	3	0	0	0



U.S. Department of Housing and Urban Development
 Office of Community Planning and Development
 Integrated Disbursement and Information System
 CDBG Activity Summary Report (GPR) for Program Year 2015
 GWINNETT COUNTY

Date: 04-Jan-2016
 Time: 14:08
 Page: 29

Female-headed Households: 1 0 1

<i>Income Category:</i>	Owner	Renter	Total	Person
Extremely Low	3	0	3	0
Low Mod	0	0	0	0
Moderate	0	0	0	0
Non Low Moderate	0	0	0	0
Total	3	0	3	0
Percent Low/Mod	100.0%		100.0%	

Annual Accomplishments

Years	Accomplishment Narrative	# Benefitting
2008	ACTIVITY SET-UP. LOT PURCHASED 10/01/08. CONSTRUCTION AND COMPLETION ANTICIPATED BY THE END OF 2010.	
2015	Habitat for Humanity utilized CDBG funding to acquire land at Oakland Hills Way for the construction of affordable townhomes. Nonprofit housing developer, Lawrenceville Housing Corporation, completed construction of these units in 2015 and sold them to income eligible, first-time homebuyers. Loretta Fordyce purchased the townhome at 192 Oakland Hills Way.	



U.S. Department of Housing and Urban Development
 Office of Community Planning and Development
 Integrated Disbursement and Information System
 CDBG Activity Summary Report (GPR) for Program Year 2015
 GWINNETT COUNTY

Date: 04-Jan-2016
 Time: 14:08
 Page: 30

PGM Year: 2013
Project: 0013 - Lawrenceville Housing Corporation - Oakland Downs Project
IDIS Activity: 951 - HABITAT-OAKLAND DOWNS LOT 43

Status: Open
Location: 190 Oakland Hills Way (GWINNETT COUNTY)
 Lawrenceville, GA 30044-6844

Objective: Provide decent affordable housing
Outcome: Affordability
Matrix Code: Acquisition of Real Property (01) **National Objective:** LMH

Initial Funding Date: 08/09/2008

Description:
 GWINNETT HABITAT WILL USE 2008 CDBG FUNDS TO PURCHASE A LOT FOR THE CONSTRUCTION OF A TOWNHOME FOR AN INCOME ELIGIBLE FIRST TIME HOMEBUYER.
 FY 2013 HOME funds in amount of \$ 134,505 will be use for rehabilitation and and to provide First - time Homebuyer Down Payment Assistance.

Financing

	Fund Type	Grant Year	Grant	Funded Amount	Drawn In Program Year	Drawn Thru Program Year
CDBG	EN	Pre-2015		\$43,750.00	\$0.00	\$0.00
		2007	B07UC130004		\$0.00	\$43,750.00
Total	Total			\$43,750.00	\$0.00	\$43,750.00

Proposed Accomplishments

Housing Units : 1

Actual Accomplishments

Number assisted:

	Owner		Renter		Total		Person	
	Total	Hispanic	Total	Hispanic	Total	Hispanic	Total	Hispanic
White:	3	3	0	0	3	3	0	0
Black/African American:	0	0	0	0	0	0	0	0
Asian:	0	0	0	0	0	0	0	0
American Indian/Alaskan Native:	0	0	0	0	0	0	0	0
Native Hawaiian/Other Pacific Islander:	0	0	0	0	0	0	0	0
American Indian/Alaskan Native & White:	0	0	0	0	0	0	0	0
Asian White:	0	0	0	0	0	0	0	0
Black/African American & White:	0	0	0	0	0	0	0	0
American Indian/Alaskan Native & Black/African American:	0	0	0	0	0	0	0	0
Other multi-racial:	0	0	0	0	0	0	0	0
Asian/Pacific Islander:	0	0	0	0	0	0	0	0
Hispanic:	0	0	0	0	0	0	0	0
Total:	3	3	0	0	3	3	0	0



U.S. Department of Housing and Urban Development
 Office of Community Planning and Development
 Integrated Disbursement and Information System
 CDBG Activity Summary Report (GPR) for Program Year 2015
 GWINNETT COUNTY

Date: 04-Jan-2016
 Time: 14:08
 Page: 32

PGM Year: 2013
Project: 0013 - Lawrenceville Housing Corporation - Oakland Downs Project
IDIS Activity: 952 - HABITAT-OAKLAND DOWNS LOT 44

Status: Open
Location: 188 Oakland Hills Way (GWINNETT COUNTY)
 Lawrenceville, GA 30044-6844

Objective: Provide decent affordable housing
Outcome: Affordability
Matrix Code: Acquisition of Real Property (01) **National Objective:** LMH

Initial Funding Date: 08/09/2008

Description:
 GWINNETT HABITAT WILL USE 2008 CDBG FUNDS TO PURCHASE A LOT FOR THE CONSTRUCTION OF A TOWNHOME FOR AN INCOME ELIGIBLE FIRST TIME HOMEBUYER.
 FY 2013 HOME funds in amount of \$ 134,505 will be use for rehabilitation and and to provide First - time Homebuyer Down Payment Assistance.

Financing

	Fund Type	Grant Year	Grant	Funded Amount	Drawn In Program Year	Drawn Thru Program Year
CDBG	EN	Pre-2015		\$43,750.00	\$0.00	\$0.00
		2007	B07UC130004		\$0.00	\$43,750.00
Total	Total			\$43,750.00	\$0.00	\$43,750.00

Proposed Accomplishments

Housing Units : 1

Actual Accomplishments

Number assisted:

	Owner		Renter		Total		Person	
	Total	Hispanic	Total	Hispanic	Total	Hispanic	Total	Hispanic
White:	0	0	0	0	0	0	0	0
Black/African American:	0	0	0	0	0	0	0	0
Asian:	3	0	0	0	3	0	0	0
American Indian/Alaskan Native:	0	0	0	0	0	0	0	0
Native Hawaiian/Other Pacific Islander:	0	0	0	0	0	0	0	0
American Indian/Alaskan Native & White:	0	0	0	0	0	0	0	0
Asian White:	0	0	0	0	0	0	0	0
Black/African American & White:	0	0	0	0	0	0	0	0
American Indian/Alaskan Native & Black/African American:	0	0	0	0	0	0	0	0
Other multi-racial:	0	0	0	0	0	0	0	0
Asian/Pacific Islander:	0	0	0	0	0	0	0	0
Hispanic:	0	0	0	0	0	0	0	0
Total:	3	0	0	0	3	0	0	0



U.S. Department of Housing and Urban Development
 Office of Community Planning and Development
 Integrated Disbursement and Information System
 CDBG Activity Summary Report (GPR) for Program Year 2015
 GWINNETT COUNTY

Date: 04-Jan-2016
 Time: 14:08
 Page: 33

Female-headed Households: 0 0 0

Income Category:

	Owner	Renter	Total	Person
Extremely Low	3	0	3	0
Low Mod	0	0	0	0
Moderate	0	0	0	0
Non Low Moderate	0	0	0	0
Total	3	0	3	0
Percent Low/Mod	100.0%		100.0%	

Annual Accomplishments

Years	Accomplishment Narrative	# Benefitting
2008	ACTIVITY SET-UP. LOT PURCHASED 10/1/08. CONSTRUCTION AND COMPLETION ANTICIPATED BY THE END OF 2010.	
2015	Habit for Humanity utilized CDBG funding to acquire land at Oakland Hills Way for the development of affordable townhomes. Nonprofit housing developer, Lawrenceville Housing Corporation, completed construction of new townhomes in 2015. Income eligible, first-time homebuyer, Khoi T. Bui, acquired the townhome at 188 Oakland Hills Way.	



U.S. Department of Housing and Urban Development
 Office of Community Planning and Development
 Integrated Disbursement and Information System
 CDBG Activity Summary Report (GPR) for Program Year 2015
 GWINNETT COUNTY

Date: 04-Jan-2016
 Time: 14:08
 Page: 34

PGM Year: 2013
Project: 0013 - Lawrenceville Housing Corporation - Oakland Downs Project
IDIS Activity: 953 - HABITAT-OAKLAND DOWNS LOT 45

Status: Open
Location: 186 Oakland Hills Way (GWINNETT COUNTY)
 Lawrenceville, GA 30044-6844

Objective: Provide decent affordable housing
Outcome: Affordability
Matrix Code: Acquisition of Real Property (01) **National Objective:** LMH

Initial Funding Date: 08/09/2008

Description:
 GWINNETT HABITAT WILL USE 2008 CDBG FUNDS TO PURCHASE A LOT FOR THE CONSTRUCTION OF A TOWNHOME FOR AN INCOME ELIGIBLE FIRST TIME HOMEBUYER.
 FY 2013 HOME funds in amount of \$ 134,505 will be use for rehabilitation and and to provide First - time Homebuyer Down Payment Assistance.

Financing

	Fund Type	Grant Year	Grant	Funded Amount	Drawn In Program Year	Drawn Thru Program Year
CDBG	EN	Pre-2015		\$43,750.00	\$0.00	\$0.00
		2007	B07UC130004		\$0.00	\$43,750.00
Total	Total			\$43,750.00	\$0.00	\$43,750.00

Proposed Accomplishments

Housing Units : 1

Actual Accomplishments

Number assisted:

	Owner		Renter		Total		Person	
	Total	Hispanic	Total	Hispanic	Total	Hispanic	Total	Hispanic
White:	0	0	0	0	0	0	0	0
Black/African American:	0	0	0	0	0	0	0	0
Asian:	3	0	0	0	3	0	0	0
American Indian/Alaskan Native:	0	0	0	0	0	0	0	0
Native Hawaiian/Other Pacific Islander:	0	0	0	0	0	0	0	0
American Indian/Alaskan Native & White:	0	0	0	0	0	0	0	0
Asian White:	0	0	0	0	0	0	0	0
Black/African American & White:	0	0	0	0	0	0	0	0
American Indian/Alaskan Native & Black/African American:	0	0	0	0	0	0	0	0
Other multi-racial:	0	0	0	0	0	0	0	0
Asian/Pacific Islander:	0	0	0	0	0	0	0	0
Hispanic:	0	0	0	0	0	0	0	0
Total:	3	0	0	0	3	0	0	0



U.S. Department of Housing and Urban Development
 Office of Community Planning and Development
 Integrated Disbursement and Information System
 CDBG Activity Summary Report (GPR) for Program Year 2015
 GWINNETT COUNTY

Date: 04-Jan-2016
 Time: 14:08
 Page: 35

Female-headed Households: 0 0 0

<i>Income Category:</i>	Owner	Renter	Total	Person
Extremely Low	3	0	3	0
Low Mod	0	0	0	0
Moderate	0	0	0	0
Non Low Moderate	0	0	0	0
Total	3	0	3	0
Percent Low/Mod	100.0%		100.0%	

Annual Accomplishments

Years	Accomplishment Narrative	# Benefitting
2008	ACTIVITY SET-UP. LOT PURCHASED 10/1/08. CONSTRUCTION AND COMPLETION ANTICIPATED BY THE END OF 2010.	
2015	Habitat for Humanity utilized CDBG funding to acquire land for the development of affordable townhomes on Oakland Hills Way. Nonprofit housing developer, Lawrenceville Housing Corporation, completed construction of all units in 2015. The home located at 180 Oakland Hills Way, Lawrenceville, GA 30044, was acquired by income eligible, first-time homebuyer, Jun Hua Wang.	



U.S. Department of Housing and Urban Development
 Office of Community Planning and Development
 Integrated Disbursement and Information System
 CDBG Activity Summary Report (GPR) for Program Year 2015
 GWINNETT COUNTY

Date: 04-Jan-2016
 Time: 14:08
 Page: 36

PGM Year: 2010
Project: 0004 - CDBG- Single-Unit Housing Rehabilitation
IDIS Activity: 1256 - CDBG-Single-Unit Housing Rehabilitation

Status: Completed 8/24/2015 12:00:00 AM
Location: countywide Lawrenceville, GA 30046

Objective: Provide decent affordable housing
Outcome: Affordability
Matrix Code: Rehab; Single-Unit Residential (14A) **National Objective:** LMH

Initial Funding Date: 06/12/2010

Description:

Funds will be used to rehab Single-Unit housing of owner housing.

Financing

	Fund Type	Grant Year	Grant	Funded Amount	Drawn In Program Year	Drawn Thru Program Year
CDBG	EN	Pre-2015		\$24.00	\$0.00	\$0.00
		2013	B13UC130004		\$24.00	\$24.00
Total	Total			\$24.00	\$24.00	\$24.00

Proposed Accomplishments

Actual Accomplishments

Number assisted:

	Owner		Renter		Total		Person	
	Total	Hispanic	Total	Hispanic	Total	Hispanic	Total	Hispanic
White:	0	0	0	0	0	0	0	0
Black/African American:	0	0	0	0	0	0	0	0
Asian:	0	0	0	0	0	0	0	0
American Indian/Alaskan Native:	0	0	0	0	0	0	0	0
Native Hawaiian/Other Pacific Islander:	0	0	0	0	0	0	0	0
American Indian/Alaskan Native & White:	0	0	0	0	0	0	0	0
Asian White:	0	0	0	0	0	0	0	0
Black/African American & White:	0	0	0	0	0	0	0	0
American Indian/Alaskan Native & Black/African American:	0	0	0	0	0	0	0	0
Other multi-racial:	0	0	0	0	0	0	0	0
Asian/Pacific Islander:	0	0	0	0	0	0	0	0
Hispanic:	0	0	0	0	0	0	0	0
Total:	0	0	0	0	0	0	0	0
Female-headed Households:	0		0		0			



U.S. Department of Housing and Urban Development
 Office of Community Planning and Development
 Integrated Disbursement and Information System
 CDBG Activity Summary Report (GPR) for Program Year 2015
 GWINNETT COUNTY

Date: 04-Jan-2016

Time: 14:08

Page: 37

Income Category:

	Owner	Renter	Total	Person
Extremely Low	0	0	0	0
Low Mod	0	0	0	0
Moderate	0	0	0	0
Non Low Moderate	0	0	0	0
Total	0	0	0	0
Percent Low/Mod				

Annual Accomplishments

Years	Accomplishment Narrative	# Benefiting
2014		



U.S. Department of Housing and Urban Development
 Office of Community Planning and Development
 Integrated Disbursement and Information System
 CDBG Activity Summary Report (GPR) for Program Year 2015
 GWINNETT COUNTY

Date: 04-Jan-2016
 Time: 14:08
 Page: 38

PGM Year: 2011
Project: 0001 - Grant Administration
IDIS Activity: 1525 - CDBG - County Adm.
Status: Open
Location: ,
Objective:
Outcome:
Matrix Code: General Program Administration (21A) **National Objective:**

Initial Funding Date: 09/14/2011

Description:

Overall planning and administration of the CDBG, HOME and ESG Programs by the County Department of Financial Services and a Program Management Firm with which the County contracts for Program Administration.

ESG and HOME Administration budgets represent 5% and 10% of the respective grants.

CDBG - WFN PM Contract IDIS Activity - 1523; WFN Office Admin.

IDIS Activity - 1524; County Adm.

IDIS Activity -1525.

HOME - WFN PM Contract IDIS Activity - 1526, County Adm.

IDIS Activity - 1527.

ESG - WFN Office Admin.

IDIS Activity - 1528.Amendment [12032013] decreased funds by \$19,036.68 [IDIS 1525] from CDBG Grant Administration to Gwinnett County Housing Services [IDIS 1546].

CDBG Balance before/after Amendment [12-03-2013] \$450,000/\$430,963.32.

Financing

	Fund Type	Grant Year	Grant	Funded Amount	Drawn In Program Year	Drawn Thru Program Year
CDBG	EN	Pre-2015		\$160,476.73	\$0.00	\$0.00
		2010	B10UC130004		\$0.00	\$28,898.21
		2011	B11UC130004		\$0.00	\$64,542.58
		2012	B12UC130004		\$0.00	\$36,072.10
		2013	B13UC130004		\$7,619.30	\$29,215.42
		2014	B14UC130004		\$1,547.26	\$1,547.26
Total	Total			\$160,476.73	\$9,166.56	\$160,275.57

Proposed Accomplishments

Actual Accomplishments

<i>Number assisted:</i>	Owner		Renter		Total		Person	
	Total	Hispanic	Total	Hispanic	Total	Hispanic	Total	Hispanic
White:					0	0		
Black/African American:					0	0		
Asian:					0	0		
American Indian/Alaskan Native:					0	0		



U.S. Department of Housing and Urban Development
 Office of Community Planning and Development
 Integrated Disbursement and Information System
 CDBG Activity Summary Report (GPR) for Program Year 2015
 GWINNETT COUNTY

Date: 04-Jan-2016
 Time: 14:08
 Page: 39

Native Hawaiian/Other Pacific Islander:	0	0							
American Indian/Alaskan Native & White:	0	0							
Asian White:	0	0							
Black/African American & White:	0	0							
American Indian/Alaskan Native & Black/African American:	0	0							
Other multi-racial:	0	0							
Asian/Pacific Islander:	0	0							
Hispanic:	0	0							
Total:	0	0	0	0	0	0	0	0	0
Female-headed Households:						0			

Income Category:

	Owner	Renter	Total	Person
Extremely Low			0	
Low Mod			0	
Moderate			0	
Non Low Moderate			0	
Total	0	0	0	0
Percent Low/Mod				

Annual Accomplishments

No data returned for this view. This might be because the applied filter excludes all data.



U.S. Department of Housing and Urban Development
 Office of Community Planning and Development
 Integrated Disbursement and Information System
 CDBG Activity Summary Report (GPR) for Program Year 2015
 GWINNETT COUNTY

Date: 04-Jan-2016
 Time: 14:08
 Page: 41

Hispanic:	0	0	0	0	0	0	0	0
Total:	0	0	0	0	0	0	122	11

Female-headed Households: 0 0 0 0 0 0 0 0 0

Income Category:

	Owner	Renter	Total	Person
Extremely Low	0	0	0	90
Low Mod	0	0	0	13
Moderate	0	0	0	19
Non Low Moderate	0	0	0	0
Total	0	0	0	122
Percent Low/Mod				100.0%

Annual Accomplishments

Years	Accomplishment Narrative	# Benefitting
2011	<p>Sheltering Arms, Georgia's oldest nonprofit early childhood education program, serves working families with high quality, affordable childcare and education and comprehensive support services, and provides professional development for early childhood educators and community outreach. Sheltering Arms will use CDBG program grant funds to reconstruct the playground at its Lillian Webb Childcare Center located in Lawrenceville.</p> <p>Gwinnett County's HUD Entitlement Grant Programs (CDBG/HOME/ESG) FFY2011 Grant Agreements were executed in August 2011. To date*, the Subrecipient Agreement has been sent, executed, and returned to Sheltering Arms with a Notice to Proceed. Additional accomplishments will be reported in the next CAPER and at project completion.</p> <p>*The summary above reflects activities charted as of August 31, 2011.</p>	
2014	<p>Sheltering Arms, Georgia's oldest nonprofit early childhood education program, serves working families with high quality, affordable childcare and education and comprehensive support services, and provides professional development for early childhood educators and community outreach. Sheltering Arms will use CDBG program grant funds to reconstruct the playground at its Lillian Webb Childcare Center located in Lawrenceville.</p>	
2015	<p>Sheltering Arms, Georgia's oldest nonprofit early childhood education program, serves working families with high quality, affordable childcare and education and comprehensive support services, and provides professional development for early childhood educators and community outreach. Sheltering Arms will use CDBG program grant funds to reconstruct the playground at its Lillian Webb Childcare Center located in Lawrenceville.</p>	



U.S. Department of Housing and Urban Development
 Office of Community Planning and Development
 Integrated Disbursement and Information System
 CDBG Activity Summary Report (GPR) for Program Year 2015
 GWINNETT COUNTY

Date: 04-Jan-2016
 Time: 14:08
 Page: 43

Hispanic:	0	0	0	0	0	0	0	0	0
Total:	0	0	0	0	0	0	0	120	35

Female-headed Households: 0 0 0 0 0 0 0 0 0 0

Income Category:

	Owner	Renter	Total	Person
Extremely Low	0	0	0	83
Low Mod	0	0	0	17
Moderate	0	0	0	20
Non Low Moderate	0	0	0	0
Total	0	0	0	120
Percent Low/Mod				100.0%

Annual Accomplishments

Years	Accomplishment Narrative	# Benefiting
2011	<p>Sheltering Arms is Georgia's oldest nonprofit early childhood education program, and one of its most respected. Their mission is to serve working families with high quality, affordable childcare and education and comprehensive support services, as well as to provide professional development for early childhood educators and community outreach. Funding for this activity will permit Sheltering Arms to reconstruct the playground at its Childcare Center located in Norcross.</p> <p>Gwinnett County's HUD Entitlement Grant Programs (CDBG/HOME/ESG) FFY2011 Grant Agreements were executed in August 2011. To date*, the Subrecipient Agreement has been sent to Sheltering Arms for execution. Additional accomplishments will be reported in the next CAPER and at project completion.</p> <p>*The summary above reflects activities charted as of August 31, 2011.</p>	
2015	<p>Sheltering Arms is Georgia's oldest nonprofit early childhood education program, and one of its most respected. Their mission is to serve working families with high quality, affordable childcare and education and comprehensive support services, as well as to provide professional development for early childhood educators and community outreach. Funding for this activity will permit Sheltering Arms to reconstruct the playground at its Childcare Center located in Norcross.</p>	



U.S. Department of Housing and Urban Development
 Office of Community Planning and Development
 Integrated Disbursement and Information System
 CDBG Activity Summary Report (GPR) for Program Year 2015
 GWINNETT COUNTY

Date: 04-Jan-2016
 Time: 14:08
 Page: 44

PGM Year: 2012
Project: 0007 - Senior Services Center Construction Phase 2
IDIS Activity: 1830 - Senior Services Center - Phase 2

Status: Completed 9/15/2015 12:00:00 AM
Location: 567 Swanson Dr Lawrenceville, GA 30043-4537

Objective: Create suitable living environments
Outcome: Availability/accessibility
Matrix Code: Senior Centers (03A) **National Objective:** LMC

Initial Funding Date: 05/22/2012

Description:
 Gwinnett County Senior Services Center - Phase 2 DesignConstruction Project will add a kitchen onto the new facility that will triple the County's capacity to operate its Home Delivered Meals Program for low-income elderly persons [age 62 and older].

Financing

	Fund Type	Grant Year	Grant	Funded Amount	Drawn In Program Year	Drawn Thru Program Year
CDBG	EN	Pre-2015		\$519,082.68	\$0.00	\$0.00
		2012	B12UC130004		\$0.00	\$465,036.05
		2013	B13UC130004		\$32,151.40	\$54,046.63
Total	Total			\$519,082.68	\$32,151.40	\$519,082.68

Proposed Accomplishments

Actual Accomplishments

Number assisted:

	Owner		Renter		Total		Person	
	Total	Hispanic	Total	Hispanic	Total	Hispanic	Total	Hispanic
White:	0	0	0	0	0	0	0	0
Black/African American:	0	0	0	0	0	0	0	0
Asian:	0	0	0	0	0	0	0	0
American Indian/Alaskan Native:	0	0	0	0	0	0	0	0
Native Hawaiian/Other Pacific Islander:	0	0	0	0	0	0	0	0
American Indian/Alaskan Native & White:	0	0	0	0	0	0	0	0
Asian White:	0	0	0	0	0	0	0	0
Black/African American & White:	0	0	0	0	0	0	0	0
American Indian/Alaskan Native & Black/African American:	0	0	0	0	0	0	0	0
Other multi-racial:	0	0	0	0	0	0	0	0
Asian/Pacific Islander:	0	0	0	0	0	0	0	0
Hispanic:	0	0	0	0	0	0	0	0
Total:	0	0	0	0	0	0	0	0



U.S. Department of Housing and Urban Development
 Office of Community Planning and Development
 Integrated Disbursement and Information System
 CDBG Activity Summary Report (GPR) for Program Year 2015
 GWINNETT COUNTY

Date: 04-Jan-2016
 Time: 14:08
 Page: 46

PGM Year: 2010
Project: 0004 - CDBG- Single-Unit Housing Rehabilitation
IDIS Activity: 1856 - Hsg Rehab Lump Sum 2012

Status: Completed 8/24/2015 12:00:00 AM
Location: 1611 Imperial Ct Norcross, GA 30093-1386

Objective: Provide decent affordable housing
Outcome: Affordability
Matrix Code: Rehab; Single-Unit Residential (14A) **National Objective:** LMH

Initial Funding Date: 03/30/2012

Description:

The county will use funds to rehabilitate homes occupied by eligible low- and moderate-income homeowners as their principal residence. The rehabilitation will occur using loans and grants. The Housing Rehabilitation Program operates on a countywide basis. Additional \$24 was reprogrammed to this activity to close out the FFY 2010 grant.

Financing

	Fund Type	Grant Year	Grant	Funded Amount	Drawn In Program Year	Drawn Thru Program Year
CDBG	EN	Pre-2015		\$530,059.70	\$0.00	\$0.00
		2010	B10UC130004		\$0.00	\$530,059.70
Total	Total			\$530,059.70	\$0.00	\$530,059.70

Proposed Accomplishments

Housing Units : 27

Actual Accomplishments

Number assisted:

	Owner		Renter		Total		Person	
	Total	Hispanic	Total	Hispanic	Total	Hispanic	Total	Hispanic
White:	18	2	0	0	18	2	0	0
Black/African American:	7	0	0	0	7	0	0	0
Asian:	3	0	0	0	3	0	0	0
American Indian/Alaskan Native:	0	0	0	0	0	0	0	0
Native Hawaiian/Other Pacific Islander:	0	0	0	0	0	0	0	0
American Indian/Alaskan Native & White:	0	0	0	0	0	0	0	0
Asian White:	0	0	0	0	0	0	0	0
Black/African American & White:	0	0	0	0	0	0	0	0
American Indian/Alaskan Native & Black/African American:	0	0	0	0	0	0	0	0
Other multi-racial:	2	0	0	0	2	0	0	0
Asian/Pacific Islander:	0	0	0	0	0	0	0	0
Hispanic:	0	0	0	0	0	0	0	0



U.S. Department of Housing and Urban Development
 Office of Community Planning and Development
 Integrated Disbursement and Information System
 CDBG Activity Summary Report (GPR) for Program Year 2015
 GWINNETT COUNTY

Date: 04-Jan-2016
 Time: 14:08
 Page: 47

Total:	30	2	0	0	30	2	0	0
Female-headed Households:	10		0		10			
<i>Income Category:</i>								
	Owner	Renter	Total	Person				
Extremely Low	5	0	5	0				
Low Mod	8	0	8	0				
Moderate	8	0	8	0				
Non Low Moderate	9	0	9	0				
Total	30	0	30	0				
Percent Low/Mod	70.0%		70.0%					

Annual Accomplishments

Years	Accomplishment Narrative	# Benefitting
2013	The county will use funds to rehabilitate homes occupied by eligible low- and moderate-income homeowners as their principal residence. The rehabilitation will occur using loans and grants. The Housing Rehabilitation Program operates on a countywide basis	



U.S. Department of Housing and Urban Development
 Office of Community Planning and Development
 Integrated Disbursement and Information System
 CDBG Activity Summary Report (GPR) for Program Year 2015
 GWINNETT COUNTY

Date: 04-Jan-2016
 Time: 14:08
 Page: 48

PGM Year: 2012
Project: 0008 - CDBG Single-Unit Housing Rehabilitation
IDIS Activity: 1858 - CDBG Single-Unit Housing Rehabilitation

Status: Open
Location: Countywide Lawrenceville, GA 30046

Objective: Provide decent affordable housing
Outcome: Affordability
Matrix Code: Rehab; Single-Unit Residential (14A) **National Objective:** LMH

Initial Funding Date: 05/22/2012

Description:

The county will use funds to rehabilitate homes occupied by eligible low- and moderate-income homeowners as their principal residence. The rehabilitation will occur using loans and grants. The Housing Rehabilitation Program operates on a countywide basis

Financing

	Fund Type	Grant Year	Grant	Funded Amount	Drawn In Program Year	Drawn Thru Program Year
CDBG	EN	Pre-2015		\$230,744.78	\$0.00	\$0.00
		2011	B11UC130004		\$0.00	\$51,697.81
		2013	B13UC130004		\$0.00	\$23.08
		2014	B14UC130004		\$149,840.21	\$149,840.21
	PI	Pre-2015		\$4.00	\$0.00	\$0.00
Total	Total			\$230,748.78	\$149,840.21	\$201,561.10

Proposed Accomplishments

Housing Units : 3

Actual Accomplishments

Number assisted:

	Owner		Renter		Total		Person	
	Total	Hispanic	Total	Hispanic	Total	Hispanic	Total	Hispanic
White:	3	1	0	0	3	1	0	0
Black/African American:	2	0	0	0	2	0	0	0
Asian:	0	0	0	0	0	0	0	0
American Indian/Alaskan Native:	0	0	0	0	0	0	0	0
Native Hawaiian/Other Pacific Islander:	0	0	0	0	0	0	0	0
American Indian/Alaskan Native & White:	0	0	0	0	0	0	0	0
Asian White:	0	0	0	0	0	0	0	0
Black/African American & White:	0	0	0	0	0	0	0	0
American Indian/Alaskan Native & Black/African American:	0	0	0	0	0	0	0	0
Other multi-racial:	0	0	0	0	0	0	0	0



U.S. Department of Housing and Urban Development
 Office of Community Planning and Development
 Integrated Disbursement and Information System
 CDBG Activity Summary Report (GPR) for Program Year 2015
 GWINNETT COUNTY

Date: 04-Jan-2016
 Time: 14:08
 Page: 49

Asian/Pacific Islander:	0	0	0	0	0	0	0	0
Hispanic:	0	0	0	0	0	0	0	0
Total:	5	1	0	0	5	1	0	0
Female-headed Households:	0		0		0			

Income Category:

	Owner	Renter	Total	Person
Extremely Low	0	0	0	0
Low Mod	4	0	4	0
Moderate	1	0	1	0
Non Low Moderate	0	0	0	0
Total	5	0	5	0
Percent Low/Mod	100.0%		100.0%	

Annual Accomplishments

Years	Accomplishment Narrative	# Benefitting
2013	CDBG funds were expended during FFY 2013 to rehabilitate the single unit family homes of those income eligible Gwinnett County residents.	



U.S. Department of Housing and Urban Development
 Office of Community Planning and Development
 Integrated Disbursement and Information System
 CDBG Activity Summary Report (GPR) for Program Year 2015
 GWINNETT COUNTY

Date: 04-Jan-2016
 Time: 14:08
 Page: 50

PGM Year: 2012
Project: 0008 - CDBG Single-Unit Housing Rehabilitation
IDIS Activity: 1859 - Hsg Rehab Lump Sum 2012

Status: Open
Location: 533 Dogwood Dr NW Lilburn, GA 30047-3423

Objective: Provide decent affordable housing
Outcome: Affordability
Matrix Code: Rehab; Single-Unit Residential (14A) **National Objective:** LMH

Initial Funding Date: 05/30/2012

Description:

The county will use funds to rehabilitate homes occupied by eligible low- and moderate-income homeowners as their principal residence. The rehabilitation will occur using loans and grants. The Housing Rehabilitation Program operates on a countywide basis.

Financing

	Fund Type	Grant Year	Grant	Funded Amount	Drawn In Program Year	Drawn Thru Program Year
CDBG	EN	Pre-2015		\$150,568.59	\$0.00	\$0.00
		2011	B11UC130004		\$0.00	\$150,568.59
	PI	Pre-2015		\$3,365.29	\$0.00	\$0.00
Total	Total			\$153,933.88	\$0.00	\$150,568.59

Proposed Accomplishments

Housing Units : 6

Actual Accomplishments

Number assisted:

	Owner		Renter		Total		Person	
	Total	Hispanic	Total	Hispanic	Total	Hispanic	Total	Hispanic
White:	3	1	0	0	3	1	0	0
Black/African American:	3	0	0	0	3	0	0	0
Asian:	0	0	0	0	0	0	0	0
American Indian/Alaskan Native:	0	0	0	0	0	0	0	0
Native Hawaiian/Other Pacific Islander:	0	0	0	0	0	0	0	0
American Indian/Alaskan Native & White:	0	0	0	0	0	0	0	0
Asian White:	0	0	0	0	0	0	0	0
Black/African American & White:	0	0	0	0	0	0	0	0
American Indian/Alaskan Native & Black/African American:	0	0	0	0	0	0	0	0
Other multi-racial:	0	0	0	0	0	0	0	0
Asian/Pacific Islander:	0	0	0	0	0	0	0	0
Hispanic:	0	0	0	0	0	0	0	0



U.S. Department of Housing and Urban Development
 Office of Community Planning and Development
 Integrated Disbursement and Information System
 CDBG Activity Summary Report (GPR) for Program Year 2015
 GWINNETT COUNTY

Date: 04-Jan-2016
 Time: 14:08
 Page: 51

Total: **6** **1** **0** **0** **6** **1** **0** **0**

Female-headed Households: 1 0 1

Income Category:

	Owner	Renter	Total	Person
Extremely Low	1	0	1	0
Low Mod	2	0	2	0
Moderate	3	0	3	0
Non Low Moderate	0	0	0	0
Total	6	0	6	0
Percent Low/Mod	100.0%		100.0%	

Annual Accomplishments

Years	Accomplishment Narrative	# Benefitting
2012		
2014	Gwinnett County utilized FFY 2012 Lump Sum funding to provide six households with necessary home repairs.	



U.S. Department of Housing and Urban Development
 Office of Community Planning and Development
 Integrated Disbursement and Information System
 CDBG Activity Summary Report (GPR) for Program Year 2015
 GWINNETT COUNTY

Date: 04-Jan-2016
 Time: 14:08
 Page: 52

PGM Year: 2012
Project: 0001 - Grant Administration
IDIS Activity: 1861 - CDBG - WFN Office Admin.
Status: Completed 9/15/2015 12:00:00 AM
Location: ,
Objective:
Outcome:
Matrix Code: General Program Administration (21A) **National Objective:**

Initial Funding Date: 05/23/2012

Description:

Overall planning and administration of the Programs by a Program Management Firm with which the County contracts for Program Administration.

Financing

	Fund Type	Grant Year	Grant	Funded Amount	Drawn In Program Year	Drawn Thru Program Year
CDBG	EN	Pre-2015		\$12,912.80	\$0.00	\$0.00
		2013	B13UC130004		\$2,912.80	\$12,912.80
Total	Total			\$12,912.80	\$2,912.80	\$12,912.80

Proposed Accomplishments

Actual Accomplishments

Number assisted:

	Owner		Renter		Total		Person	
	Total	Hispanic	Total	Hispanic	Total	Hispanic	Total	Hispanic
White:					0	0		
Black/African American:					0	0		
Asian:					0	0		
American Indian/Alaskan Native:					0	0		
Native Hawaiian/Other Pacific Islander:					0	0		
American Indian/Alaskan Native & White:					0	0		
Asian White:					0	0		
Black/African American & White:					0	0		
American Indian/Alaskan Native & Black/African American:					0	0		
Other multi-racial:					0	0		
Asian/Pacific Islander:					0	0		
Hispanic:					0	0		
Total:	0	0	0	0	0	0	0	0
Female-headed Households:					0			



U.S. Department of Housing and Urban Development
Office of Community Planning and Development
Integrated Disbursement and Information System
CDBG Activity Summary Report (GPR) for Program Year 2015
GWINNETT COUNTY

Date: 04-Jan-2016
Time: 14:08
Page: 53

Income Category:

	Owner	Renter	Total	Person
Extremely Low			0	
Low Mod			0	
Moderate			0	
Non Low Moderate			0	
Total	0	0	0	0
Percent Low/Mod				

Annual Accomplishments

No data returned for this view. This might be because the applied filter excludes all data.



U.S. Department of Housing and Urban Development
 Office of Community Planning and Development
 Integrated Disbursement and Information System
 CDBG Activity Summary Report (GPR) for Program Year 2015
 GWINNETT COUNTY

Date: 04-Jan-2016
 Time: 14:08
 Page: 54

PGM Year: 2012
Project: 0001 - Grant Administration
IDIS Activity: 1862 - CDBG - WFN PM Contract
Status: Completed 9/15/2015 12:00:00 AM
Location: ,
Objective:
Outcome:
Matrix Code: General Program Administration (21A) **National Objective:**

Initial Funding Date: 05/23/2012

Description:

Overall planning and administration of the CDBG Programs by a Program Management Firm with which the County contracts for Program Administration.

Financing

	Fund Type	Grant Year	Grant	Funded Amount	Drawn In Program Year	Drawn Thru Program Year
CDBG	EN	Pre-2015		\$348,144.02	\$0.00	\$0.00
		2011	B11UC130004		\$0.00	\$67,880.51
		2012	B12UC130004		\$0.00	\$180,541.65
		2013	B13UC130004		\$8.00	\$99,721.86
Total	Total			\$348,144.02	\$8.00	\$348,144.02

Proposed Accomplishments

Actual Accomplishments

Number assisted:

	Owner		Renter		Total		Person	
	Total	Hispanic	Total	Hispanic	Total	Hispanic	Total	Hispanic
White:					0	0		
Black/African American:					0	0		
Asian:					0	0		
American Indian/Alaskan Native:					0	0		
Native Hawaiian/Other Pacific Islander:					0	0		
American Indian/Alaskan Native & White:					0	0		
Asian White:					0	0		
Black/African American & White:					0	0		
American Indian/Alaskan Native & Black/African American:					0	0		
Other multi-racial:					0	0		
Asian/Pacific Islander:					0	0		
Hispanic:					0	0		
Total:	0	0	0	0	0	0	0	0



U.S. Department of Housing and Urban Development
Office of Community Planning and Development
Integrated Disbursement and Information System
CDBG Activity Summary Report (GPR) for Program Year 2015
GWINNETT COUNTY

Date: 04-Jan-2016

Time: 14:08

Page: 55

Female-headed Households:

0

Income Category:

	Owner	Renter	Total	Person
Extremely Low			0	
Low Mod			0	
Moderate			0	
Non Low Moderate			0	
Total	0	0	0	0
Percent Low/Mod				

Annual Accomplishments

No data returned for this view. This might be because the applied filter excludes all data.



U.S. Department of Housing and Urban Development
 Office of Community Planning and Development
 Integrated Disbursement and Information System
 CDBG Activity Summary Report (GPR) for Program Year 2015
 GWINNETT COUNTY

Date: 04-Jan-2016
 Time: 14:08
 Page: 56

PGM Year: 2010
Project: 0002 - Gwinnett County Senior Services Center Construction Phase 1
IDIS Activity: 1896 - Senior Services Center - Phase 2

Status: Completed 9/15/2015 12:00:00 AM **Objective:** Create suitable living environments
Location: 567 Swanson Dr Lawrenceville, GA 30043-4537 **Outcome:** Availability/accessibility
Matrix Code: Senior Centers (03A) **National Objective:** LMC

Initial Funding Date: 08/02/2012

Description:

Gwinnett County Senior Services Center - Phase 2 DesignConstruction Project will add a kitchen onto the new facility that will triple the County's capacity to operate its Home Delivered Meals Program for low-income elderly persons [age 62 and older].

Financing

	Fund Type	Grant Year	Grant	Funded Amount	Drawn In Program Year	Drawn Thru Program Year
CDBG	EN	Pre-2015		\$81,038.42	\$0.00	\$0.00
		2011	B11UC130004		\$0.00	\$11,812.89
		2012	B12UC130004		\$0.00	\$65,861.13
		2013	B13UC130004		\$3,364.40	\$3,364.40
Total	Total			\$81,038.42	\$3,364.40	\$81,038.42

Proposed Accomplishments

Actual Accomplishments

Number assisted:	Owner		Renter		Total		Person	
	Total	Hispanic	Total	Hispanic	Total	Hispanic	Total	Hispanic
White:	0	0	0	0	0	0	1,080	212
Black/African American:	0	0	0	0	0	0	520	0
Asian:	0	0	0	0	0	0	220	0
American Indian/Alaskan Native:	0	0	0	0	0	0	10	0
Native Hawaiian/Other Pacific Islander:	0	0	0	0	0	0	0	0
American Indian/Alaskan Native & White:	0	0	0	0	0	0	0	0
Asian White:	0	0	0	0	0	0	0	0
Black/African American & White:	0	0	0	0	0	0	0	0
American Indian/Alaskan Native & Black/African American:	0	0	0	0	0	0	0	0
Other multi-racial:	0	0	0	0	0	0	175	0
Asian/Pacific Islander:	0	0	0	0	0	0	0	0
Hispanic:	0	0	0	0	0	0	0	0
Total:	0	0	0	0	0	0	2,005	212



U.S. Department of Housing and Urban Development
 Office of Community Planning and Development
 Integrated Disbursement and Information System
 CDBG Activity Summary Report (GPR) for Program Year 2015
 GWINNETT COUNTY

Date: 04-Jan-2016
 Time: 14:08
 Page: 57

Female-headed Households:	0	0	0	
<i>Income Category:</i>				
	Owner	Renter	Total	Person
Extremely Low	0	0	0	0
Low Mod	0	0	0	2,005
Moderate	0	0	0	0
Non Low Moderate	0	0	0	0
Total	0	0	0	2,005
Percent Low/Mod				100.0%

Annual Accomplishments

Years	Accomplishment Narrative	# Benefiting
2013	<p>The DoCS shall use the CDBG funds, and other non-CDBG funds, if needed, to design/construct Phase II of the Senior Services Center in Lawrenceville to house a new kitchen to prepare meals to be delivered to homebound elderly persons. The construction will be completed by the end of November, 2013.</p> <p>The new kitchen will permit the County to prepare approximately 3 times more meals than can be prepared at the current undersized kitchen. Total persons to be served: 2000 of whom 2000 [100%] are elderly adults [Age 62 and Older], a "limited clientele presumed benefit" group by CDBG Program definition and are automatically classified as low and moderate-income by HUD</p>	



U.S. Department of Housing and Urban Development
 Office of Community Planning and Development
 Integrated Disbursement and Information System
 CDBG Activity Summary Report (GPR) for Program Year 2015
 GWINNETT COUNTY

Date: 04-Jan-2016
 Time: 14:08
 Page: 58

PGM Year: 2011
Project: 0024 - Rainbow Village Playground
IDIS Activity: 1918 - Rainbow Village Playground

Status: Completed 9/30/2015 12:00:00 AM
Location: 3427 Duluth Highway 120 Duluth, GA 30096-3398

Objective: Create suitable living environments
Outcome: Availability/accessibility
Matrix Code: Homeless Facilities (not operating costs) (03C) **National Objective:** LMC

Initial Funding Date: 12/17/2012

Description:

Rainbow Village, an owner of a transitional housing project will use CDBG funds to construct a playground to serve homeless children who are housed at the Rainbow Village Duluth, GA campus.

Funding is provided through an Action Plan 2012 amendment of 12-11-2012.

Financing

	Fund Type	Grant Year	Grant	Funded Amount	Drawn In Program Year	Drawn Thru Program Year
CDBG	EN	Pre-2015		\$45,000.00	\$0.00	\$0.00
		2013	B13UC130004		\$9,680.20	\$45,000.00
Total	Total			\$45,000.00	\$9,680.20	\$45,000.00

Proposed Accomplishments

Public Facilities : 1

Actual Accomplishments

Number assisted:

	Owner		Renter		Total		Person	
	Total	Hispanic	Total	Hispanic	Total	Hispanic	Total	Hispanic
White:	0	0	0	0	0	0	0	0
Black/African American:	0	0	0	0	0	0	13	0
Asian:	0	0	0	0	0	0	0	0
American Indian/Alaskan Native:	0	0	0	0	0	0	0	0
Native Hawaiian/Other Pacific Islander:	0	0	0	0	0	0	0	0
American Indian/Alaskan Native & White:	0	0	0	0	0	0	0	0
Asian White:	0	0	0	0	0	0	0	0
Black/African American & White:	0	0	0	0	0	0	0	0
American Indian/Alaskan Native & Black/African American:	0	0	0	0	0	0	0	0
Other multi-racial:	0	0	0	0	0	0	0	0
Asian/Pacific Islander:	0	0	0	0	0	0	0	0
Hispanic:	0	0	0	0	0	0	0	0
Total:	0	0	0	0	0	0	13	0



U.S. Department of Housing and Urban Development
 Office of Community Planning and Development
 Integrated Disbursement and Information System
 CDBG Activity Summary Report (GPR) for Program Year 2015
 GWINNETT COUNTY

Date: 04-Jan-2016
 Time: 14:08
 Page: 59

Female-headed Households: 0 0 0

Income Category:

	Owner	Renter	Total	Person
Extremely Low	0	0	0	0
Low Mod	0	0	0	13
Moderate	0	0	0	0
Non Low Moderate	0	0	0	0
Total	0	0	0	13
Percent Low/Mod				100.0%

Annual Accomplishments

Years	Accomplishment Narrative	# Benefitting
2015	As of September 30, 2015, 13 residents of Rainbow Village's Transitional Housing Campus have benefited from the new playground. Rainbow Village will continue to serve homeless families as they work to meet their goal.	



U.S. Department of Housing and Urban Development
 Office of Community Planning and Development
 Integrated Disbursement and Information System
 CDBG Activity Summary Report (GPR) for Program Year 2015
 GWINNETT COUNTY

Date: 04-Jan-2016
 Time: 14:08
 Page: 60

PGM Year: 2012
Project: 0013 - Lilburn - Hillcrest Road Sidewalk
IDIS Activity: 1925 - City of Lilburn - Hillcrest Road Sidewalk

Status: Completed 9/15/2015 12:00:00 AM
Location: Hillcrest Road Lilburn, GA 30047

Objective: Create suitable living environments
Outcome: Availability/accessibility
Matrix Code: Sidewalks (03L) **National Objective:** LMA

Initial Funding Date: 12/17/2012

Description:

CDBG funds will be used to construct a sidewalk on Hillcrest Road [1,400 L.F.] to remove an accessibility barrier where two sidewalks do not join.

Financing

	Fund Type	Grant Year	Grant	Funded Amount	Drawn In Program Year	Drawn Thru Program Year
CDBG	EN	Pre-2015		\$108,168.21	\$0.00	\$0.00
		2012	B12UC130004		\$0.00	\$19,919.10
		2013	B13UC130004		\$0.00	\$88,249.11
Total	Total			\$108,168.21	\$0.00	\$108,168.21

Proposed Accomplishments

People (General) : 80
 Total Population in Service Area: 68
 Census Tract Percent Low / Mod: 72.00

Annual Accomplishments

Years	Accomplishment Narrative	# Benefitting
2015	The City of Lilburn utilized CDBG funds to remove barriers of accessibility for persons with disabilities by connecting existing sidewalks [1,400 L.F. on Hillcrest Road]. Total persons to be served: 12 of whom 12 [100%] are low- and moderate-income are considered a "limited clientele presumed benefit" group by CDBG Program definition and are automatically classified as low and moderate-income by HUD.	



U.S. Department of Housing and Urban Development
 Office of Community Planning and Development
 Integrated Disbursement and Information System
 CDBG Activity Summary Report (GPR) for Program Year 2015
 GWINNETT COUNTY

Date: 04-Jan-2016
 Time: 14:08
 Page: 62

PGM Year: 2012
Project: 0008 - CDBG Single-Unit Housing Rehabilitation
IDIS Activity: 1929 - CDBG Program Income

Status: Completed 10/22/2015 12:00:00 AM **Objective:** Provide decent affordable housing
Location: 446 W Crogan St Ste 275 Lawrenceville, GA 30046-2439 **Outcome:** Affordability
Matrix Code: Rehabilitation Administration (14H) **National Objective:** LMH

Initial Funding Date: 12/31/2012

Description:
 Gwinnett County will use \$204,933 [\$204,933 grant funds; \$50,000 estimated program income, if received] to rehabilitate homes to be occupied by eligible low- and moderate-income homebuyers or homeowners as their principal residence.
 The rehabilitation will occur using loans.
 The Housing Rehabilitation Program operates on a countywide basis.
 Program income received will be utilized for Housing Rehabilitation Service Delivery costs and/or individual rehab loans.

Financing

	Fund Type	Grant Year	Grant	Funded Amount	Drawn In Program Year	Drawn Thru Program Year
CDBG	PI	Pre-2015		\$9,160.84	\$0.00	\$0.00
		2011	B11UC130004		\$1,453.02	\$1,453.02
		2012	B12UC130004		\$7,707.82	\$7,707.82
Total	Total			\$9,160.84	\$9,160.84	\$9,160.84

Proposed Accomplishments

Actual Accomplishments

Number assisted:

	Owner		Renter		Total		Person	
	Total	Hispanic	Total	Hispanic	Total	Hispanic	Total	Hispanic
White:	0	0	0	0	0	0		0
Black/African American:	0	0	0	0	0	0	0	0
Asian:	0	0	0	0	0	0	0	0
American Indian/Alaskan Native:	0	0	0	0	0	0	0	0
Native Hawaiian/Other Pacific Islander:	0	0	0	0	0	0	0	0
American Indian/Alaskan Native & White:	0	0	0	0	0	0	0	0
Asian White:	0	0	0	0	0	0	0	0
Black/African American & White:	0	0	0	0	0	0	0	0
American Indian/Alaskan Native & Black/African American:	0	0	0	0	0	0	0	0
Other multi-racial:	0	0	0	0	0	0	0	0
Asian/Pacific Islander:	0	0	0	0	0	0	0	0



U.S. Department of Housing and Urban Development
 Office of Community Planning and Development
 Integrated Disbursement and Information System
 CDBG Activity Summary Report (GPR) for Program Year 2015
 GWINNETT COUNTY

Date: 04-Jan-2016
 Time: 14:08
 Page: 63

Hispanic:	0	0	0	0	0	0	0	0	0
Total:	0	0	0	0	0	0	0	0	0
Female-headed Households:	0		0		0				

Income Category:

	Owner	Renter	Total	Person
Extremely Low	0	0	0	0
Low Mod	0	0	0	0
Moderate	0	0	0	0
Non Low Moderate	0	0	0	0
Total	0	0	0	0
Percent Low/Mod				

Annual Accomplishments

No data returned for this view. This might be because the applied filter excludes all data.



U.S. Department of Housing and Urban Development
 Office of Community Planning and Development
 Integrated Disbursement and Information System
 CDBG Activity Summary Report (GPR) for Program Year 2015
 GWINNETT COUNTY

Date: 04-Jan-2016
 Time: 14:08
 Page: 64

PGM Year: 2012
Project: 0017 - 2012/22/CDBG-Single Unit Housing Rehabilitation Administration
IDIS Activity: 1930 - Housing Rehab Service Delivery Costs

Status: Completed 9/15/2015 12:00:00 AM **Objective:** Provide decent affordable housing
Location: 446 W Crogan St Ste 275 Lawrenceville, GA 30046-2439 **Outcome:** Affordability
Matrix Code: Rehabilitation Administration (14H) **National Objective:** LMH

Initial Funding Date: 12/17/2012

Description:
 CDBG funds will be used to fund County Rehab administration [\$93,000] by a Program Management firm and for rehabilitation service delivery costs [\$150,000.00], including inspections, legal costs, filing fees, etc.

Financing

	Fund Type	Grant Year	Grant	Funded Amount	Drawn In Program Year	Drawn Thru Program Year
CDBG	EN	Pre-2015		\$216,000.00	\$0.00	\$0.00
		2011	B11UC130004		\$0.00	\$143,025.31
		2012	B12UC130004		\$0.00	\$27,589.31
		2013	B13UC130004		\$4,482.00	\$45,385.38
Total	Total			\$216,000.00	\$4,482.00	\$216,000.00

Proposed Accomplishments

Actual Accomplishments

Number assisted:	Owner		Renter		Total		Person	
	Total	Hispanic	Total	Hispanic	Total	Hispanic	Total	Hispanic
White:	45	9	0	0	45	9	0	0
Black/African American:	21	0	0	0	21	0	0	0
Asian:	9	0	0	0	9	0	0	0
American Indian/Alaskan Native:	0	0	0	0	0	0	0	0
Native Hawaiian/Other Pacific Islander:	0	0	0	0	0	0	0	0
American Indian/Alaskan Native & White:	0	0	0	0	0	0	0	0
Asian White:	0	0	0	0	0	0	0	0
Black/African American & White:	0	0	0	0	0	0	0	0
American Indian/Alaskan Native & Black/African American:	0	0	0	0	0	0	0	0
Other multi-racial:	11	0	0	0	11	0	0	0
Asian/Pacific Islander:	0	0	0	0	0	0	0	0
Hispanic:	0	0	0	0	0	0	0	0
Total:	86	9	0	0	86	9	0	0



U.S. Department of Housing and Urban Development
 Office of Community Planning and Development
 Integrated Disbursement and Information System
 CDBG Activity Summary Report (GPR) for Program Year 2015
 GWINNETT COUNTY

Date: 04-Jan-2016
 Time: 14:08
 Page: 65

Female-headed Households: 23 0 23

Income Category:

	Owner	Renter	Total	Person
Extremely Low	26	0	26	0
Low Mod	35	0	35	0
Moderate	25	0	25	0
Non Low Moderate	0	0	0	0
Total	86	0	86	0
Percent Low/Mod	100.0%		100.0%	

Annual Accomplishments

Years	Accomplishment Narrative	# Benefiting
2013	CDBG funds are being used during FY 2013 to cover the service delivery costs related to the Homeowner Rehab and HOMEstretch programs administered by the Gwinnett County. By December 2013, 100% of all remaining funds should be expended.	



U.S. Department of Housing and Urban Development
 Office of Community Planning and Development
 Integrated Disbursement and Information System
 CDBG Activity Summary Report (GPR) for Program Year 2015
 GWINNETT COUNTY

Date: 04-Jan-2016
 Time: 14:08
 Page: 66

PGM Year: 2012
Project: 0018 - Creative Enterprises - Annex Bldg Roof & HVAC
IDIS Activity: 1931 - Creative Enterprises - Annex Bldg Roof & HVAC

Status: Completed 4/30/2015 12:00:00 AM
Location: 850 Hi Hope Ln Lawrenceville, GA 30043-6751

Objective: Create suitable living environments
Outcome: Availability/accessibility
Matrix Code: Handicapped Centers (03B) **National Objective:** LMC

Initial Funding Date: 12/17/2012

Description:

CDBG funds will be used to renovate the roof structure and to replace HVAC systems in the education center building acquired in fall 2010. Funding is provided from Action Plan 2012 amend. of 12-22-2012.

Financing

	Fund Type	Grant Year	Grant	Funded Amount	Drawn In Program Year	Drawn Thru Program Year
CDBG	EN	Pre-2015		\$35,000.00	\$0.00	\$0.00
		2012	B12UC130004		\$0.00	\$35,000.00
Total	Total			\$35,000.00	\$0.00	\$35,000.00

Proposed Accomplishments

Public Facilities : 3

Actual Accomplishments

Number assisted:

	Owner		Renter		Total		Person	
	Total	Hispanic	Total	Hispanic	Total	Hispanic	Total	Hispanic
White:	0	0	0	0	0	0	39	1
Black/African American:	0	0	0	0	0	0	29	0
Asian:	0	0	0	0	0	0	1	0
American Indian/Alaskan Native:	0	0	0	0	0	0	0	0
Native Hawaiian/Other Pacific Islander:	0	0	0	0	0	0	0	0
American Indian/Alaskan Native & White:	0	0	0	0	0	0	0	0
Asian White:	0	0	0	0	0	0	0	0
Black/African American & White:	0	0	0	0	0	0	0	0
American Indian/Alaskan Native & Black/African American:	0	0	0	0	0	0	0	0
Other multi-racial:	0	0	0	0	0	0	1	0
Asian/Pacific Islander:	0	0	0	0	0	0	0	0
Hispanic:	0	0	0	0	0	0	0	0
Total:	0	0	0	0	0	0	70	1



U.S. Department of Housing and Urban Development
 Office of Community Planning and Development
 Integrated Disbursement and Information System
 CDBG Activity Summary Report (GPR) for Program Year 2015
 GWINNETT COUNTY

Date: 04-Jan-2016
 Time: 14:08
 Page: 67

Female-headed Households:	0	0		0
<i>Income Category:</i>				
	Owner	Renter	Total	Person
Extremely Low	0	0	0	0
Low Mod	0	0	0	70
Moderate	0	0	0	0
Non Low Moderate	0	0	0	0
Total	0	0	0	70
Percent Low/Mod				100.0%

Annual Accomplishments

Years	Accomplishment Narrative	# Benefitting
2014	Creative Enterprises, Inc. utilized CDBG funds to facilitate Main Operating Building Renovations. Total persons to be served: 149 of whom 149 [100%] are adults with severe disabilities, a "limited clientele presumed benefit" group by CDBG Program definition and are automatically classified as low and moderate-income by HUD.	
2015	Creative Enterprises, Inc. utilized CDBG funds to facilitate Main Operating Building Renovations. Total persons to be served: 149 of whom 149 [100%] are adults with severe disabilities, a "limited clientele presumed benefit" group by CDBG Program definition and are automatically classified as low and moderate-income by HUD.	



U.S. Department of Housing and Urban Development
 Office of Community Planning and Development
 Integrated Disbursement and Information System
 CDBG Activity Summary Report (GPR) for Program Year 2015
 GWINNETT COUNTY

Date: 04-Jan-2016
 Time: 14:08
 Page: 68

PGM Year: 2012
Project: 0026 - Partnership Against Domestic Violence - Gwinnett Safehouse Playground
IDIS Activity: 1939 - PADV - Gwinnett Safehouse Playground

Status: Completed 9/15/2015 12:00:00 AM
Location: Address Suppressed
Objective: Create suitable living environments
Outcome: Availability/accessibility
Matrix Code: Homeless Facilities (not operating costs) (03C) **National Objective:** LMC

Initial Funding Date: 12/17/2012

Description:

CDBG funds will be used to construct a playground at the new PADV Gwinnett Safehouse for use by children staying at the shelte.
 Funding is provided from Action Plan 2012 amend.
 of 12-11-2012.

Financing

	Fund Type	Grant Year	Grant	Funded Amount	Drawn In Program Year	Drawn Thru Program Year
CDBG	EN	Pre-2015		\$96,788.48	\$0.00	\$0.00
		2012	B12UC130004		\$0.00	\$87,800.11
		2013	B13UC130004		\$0.00	\$8,988.37
Total	Total			\$96,788.48	\$0.00	\$96,788.48

Proposed Accomplishments

Public Facilities : 1

Actual Accomplishments

Number assisted:

	Owner		Renter		Total		Person	
	Total	Hispanic	Total	Hispanic	Total	Hispanic	Total	Hispanic
White:	0	0	0	0	0	0	13	5
Black/African American:	0	0	0	0	0	0	87	3
Asian:	0	0	0	0	0	0	0	0
American Indian/Alaskan Native:	0	0	0	0	0	0	0	0
Native Hawaiian/Other Pacific Islander:	0	0	0	0	0	0	0	0
American Indian/Alaskan Native & White:	0	0	0	0	0	0	0	0
Asian White:	0	0	0	0	0	0	0	0
Black/African American & White:	0	0	0	0	0	0	0	0
American Indian/Alaskan Native & Black/African American:	0	0	0	0	0	0	0	0
Other multi-racial:	0	0	0	0	0	0	18	5
Asian/Pacific Islander:	0	0	0	0	0	0	0	0
Hispanic:	0	0	0	0	0	0	0	0



U.S. Department of Housing and Urban Development
 Office of Community Planning and Development
 Integrated Disbursement and Information System
 CDBG Activity Summary Report (GPR) for Program Year 2015
 GWINNETT COUNTY

Date: 04-Jan-2016
 Time: 14:08
 Page: 69

Total: 0 0 0 0 0 0 118 13

Female-headed Households: 0 0 0 0

Income Category:

	Owner	Renter	Total	Person
Extremely Low	0	0	0	118
Low Mod	0	0	0	0
Moderate	0	0	0	0
Non Low Moderate	0	0	0	0
Total	0	0	0	118
Percent Low/Mod	100.0%			

Annual Accomplishments

Years	Accomplishment Narrative	# Benefiting
2015	CDBG funds were used to construct a playground at Partnership Against Domestic Violence's Gwinnett County shelter, the largest domestic violence shelter in the state of Georgia.	



U.S. Department of Housing and Urban Development
 Office of Community Planning and Development
 Integrated Disbursement and Information System
 CDBG Activity Summary Report (GPR) for Program Year 2015
 GWINNETT COUNTY

Date: 04-Jan-2016
 Time: 14:08
 Page: 70

PGM Year: 2013
Project: 0001 - Grant Administration
IDIS Activity: 1944 - CDBG Program Administration

Status: Open
Location: ,

Objective:
Outcome:
Matrix Code: General Program Administration (21A) **National Objective:**

Initial Funding Date: 10/14/2013

Description:

Overall planning and administration of the CDBG, and HOME Programs by the County Department of Financial Services.

Financing

	Fund Type	Grant Year	Grant	Funded Amount	Drawn In Program Year	Drawn Thru Program Year
CDBG	EN	Pre-2015		\$100,000.00	\$0.00	\$0.00
		2014	B14UC130004		\$2,767.77	\$2,767.77
Total	Total			\$100,000.00	\$2,767.77	\$2,767.77

Proposed Accomplishments

Actual Accomplishments

Number assisted:

	Owner		Renter		Total		Person	
	Total	Hispanic	Total	Hispanic	Total	Hispanic	Total	Hispanic
White:					0	0		
Black/African American:					0	0		
Asian:					0	0		
American Indian/Alaskan Native:					0	0		
Native Hawaiian/Other Pacific Islander:					0	0		
American Indian/Alaskan Native & White:					0	0		
Asian White:					0	0		
Black/African American & White:					0	0		
American Indian/Alaskan Native & Black/African American:					0	0		
Other multi-racial:					0	0		
Asian/Pacific Islander:					0	0		
Hispanic:					0	0		
Total:	0	0	0	0	0	0	0	0
Female-headed Households:					0			



U.S. Department of Housing and Urban Development
Office of Community Planning and Development
Integrated Disbursement and Information System
CDBG Activity Summary Report (GPR) for Program Year 2015
GWINNETT COUNTY

Date: 04-Jan-2016
Time: 14:08
Page: 71

Income Category:

	Owner	Renter	Total	Person
Extremely Low			0	
Low Mod			0	
Moderate			0	
Non Low Moderate			0	
Total	0	0	0	0
Percent Low/Mod				

Annual Accomplishments

No data returned for this view. This might be because the applied filter excludes all data.



U.S. Department of Housing and Urban Development
 Office of Community Planning and Development
 Integrated Disbursement and Information System
 CDBG Activity Summary Report (GPR) for Program Year 2015
 GWINNETT COUNTY

Date: 04-Jan-2016
 Time: 14:08
 Page: 73

Female-headed Households: 0 0 0

Income Category:

	Owner	Renter	Total	Person
Extremely Low	0	0	0	0
Low Mod	0	0	0	0
Moderate	0	0	0	0
Non Low Moderate	0	0	0	0
Total	0	0	0	0
Percent Low/Mod				

Annual Accomplishments

No data returned for this view. This might be because the applied filter excludes all data.



U.S. Department of Housing and Urban Development
 Office of Community Planning and Development
 Integrated Disbursement and Information System
 CDBG Activity Summary Report (GPR) for Program Year 2015
 GWINNETT COUNTY

Date: 04-Jan-2016
 Time: 14:08
 Page: 74

PGM Year: 2013
Project: 0005 - Gwinnett County Housing Services for Homestretch [Housing]
IDIS Activity: 1948 - Housing Services (HOMEstretch)

Status: Open **Objective:** Provide decent affordable housing
Location: 446 W Crogan St Ste 275 Lawrenceville, GA 30046-2439 **Outcome:** Affordability
Matrix Code: Housing Services (14J) **National Objective:** LMH

Initial Funding Date: 10/14/2013

Description:
 Service delivery costs to operate the HOME Program funded homebuyer downpayment assistance program [Homestretch].

Financing

	Fund Type	Grant Year	Grant	Funded Amount	Drawn In Program Year	Drawn Thru Program Year
CDBG	EN	Pre-2015		\$141,975.00	\$0.00	\$0.00
		2013	B13UC130004		\$23,660.00	\$94,653.00
		2014	B14UC130004		\$29,574.92	\$29,574.92
Total	Total			\$141,975.00	\$53,234.92	\$124,227.92

Proposed Accomplishments

Housing Units : 65

Actual Accomplishments

Number assisted:

	Owner		Renter		Total		Person	
	Total	Hispanic	Total	Hispanic	Total	Hispanic	Total	Hispanic
White:	0	0	0	0	0	0		0
Black/African American:	0	0	0	0	0	0	0	0
Asian:	0	0	0	0	0	0	0	0
American Indian/Alaskan Native:	0	0	0	0	0	0	0	0
Native Hawaiian/Other Pacific Islander:	0	0	0	0	0	0	0	0
American Indian/Alaskan Native & White:	0	0	0	0	0	0	0	0
Asian White:	0	0	0	0	0	0	0	0
Black/African American & White:	0	0	0	0	0	0	0	0
American Indian/Alaskan Native & Black/African American:	0	0	0	0	0	0	0	0
Other multi-racial:	0	0	0	0	0	0	0	0
Asian/Pacific Islander:	0	0	0	0	0	0	0	0
Hispanic:	0	0	0	0	0	0	0	0
Total:	0	0	0	0	0	0	0	0



U.S. Department of Housing and Urban Development
 Office of Community Planning and Development
 Integrated Disbursement and Information System
 CDBG Activity Summary Report (GPR) for Program Year 2015
 GWINNETT COUNTY

Date: 04-Jan-2016
 Time: 14:08
 Page: 76

PGM Year: 2012
Project: 0017 - 2012/22/CDBG-Single Unit Housing Rehabilitation Administration
IDIS Activity: 1959 - Program Management - CDBG Single-Unit Housing Rehabilitation Admin.
Status: Completed 9/15/2015 12:00:00 AM **Objective:** Provide decent affordable housing
Location: 446 W Crogan St Ste 275 Lawrenceville, GA 30046-2439 **Outcome:** Affordability
Matrix Code: Rehabilitation Administration (14H) **National Objective:** LMH

Initial Funding Date: 03/18/2013

Description:

Gwinnett County will use CDBG grant funds to administer the Homeowner Rehabilitation Program, which uses CDBG Program Funds and Program Income to rehabilitate homes occupied by eligible low and moderate income homeowners as their principal residence. The budget includes \$93,000 for Program Management(IDIS # 1959) and \$150,000 for Service Delivery Costs [inspections, title searches, filing fees, credit checks, etc.] (IDIS # 1930). The County projects to fund 65 households, of which 100% will be low to mid income families.

Financing

	Fund Type	Grant Year	Grant	Funded Amount	Drawn In Program Year	Drawn Thru Program Year
CDBG	EN	Pre-2015		\$181,943.18	\$0.00	\$0.00
		2011	B11UC130004		\$0.00	\$34,055.18
		2012	B12UC130004		\$0.00	\$89,901.00
		2013	B13UC130004		\$3.00	\$57,987.00
Total	Total			\$181,943.18	\$3.00	\$181,943.18

Proposed Accomplishments

Actual Accomplishments

Number assisted:

	Owner		Renter		Total		Person	
	Total	Hispanic	Total	Hispanic	Total	Hispanic	Total	Hispanic
White:	0	0	0	0	0	0	0	0
Black/African American:	0	0	0	0	0	0	0	0
Asian:	0	0	0	0	0	0	0	0
American Indian/Alaskan Native:	0	0	0	0	0	0	0	0
Native Hawaiian/Other Pacific Islander:	0	0	0	0	0	0	0	0
American Indian/Alaskan Native & White:	0	0	0	0	0	0	0	0
Asian White:	0	0	0	0	0	0	0	0
Black/African American & White:	0	0	0	0	0	0	0	0
American Indian/Alaskan Native & Black/African American:	0	0	0	0	0	0	0	0
Other multi-racial:	0	0	0	0	0	0	0	0
Asian/Pacific Islander:	0	0	0	0	0	0	0	0



U.S. Department of Housing and Urban Development
 Office of Community Planning and Development
 Integrated Disbursement and Information System
 CDBG Activity Summary Report (GPR) for Program Year 2015
 GWINNETT COUNTY

Date: 04-Jan-2016
 Time: 14:08
 Page: 77

Hispanic:	0	0	0	0	0	0	0	0	0
Total:	0	0	0	0	0	0	0	0	0
Female-headed Households:	0		0		0				

Income Category:

	Owner	Renter	Total	Person
Extremely Low	0	0	0	0
Low Mod	0	0	0	0
Moderate	0	0	0	0
Non Low Moderate	0	0	0	0
Total	0	0	0	0
Percent Low/Mod				

Annual Accomplishments

Years	Accomplishment Narrative	# Benefiting
2014		



U.S. Department of Housing and Urban Development
 Office of Community Planning and Development
 Integrated Disbursement and Information System
 CDBG Activity Summary Report (GPR) for Program Year 2015
 GWINNETT COUNTY

Date: 04-Jan-2016
 Time: 14:08
 Page: 78

PGM Year: 2013
Project: 0014 - Public Facilities: Water/Sewer Improvements
IDIS Activity: 1982 - City of Buford - Sewer Improvements (East Park st; Alexander st)
Status: Completed 9/15/2015 12:00:00 AM
Location: Citywide Buford, GA 30046
Objective: Create suitable living environments
Outcome: Sustainability
Matrix Code: Water/Sewer Improvements (03J) **National Objective:** LMA

Initial Funding Date: 10/14/2013

Description:
 CDBG Funds in amount of \$550,000 will be awarded to the City of Buford to be used for Sewer Improvements at East Park Street to Garnett Street; and Alexander Street to Garnett Street.

Financing

	Fund Type	Grant Year	Grant	Funded Amount	Drawn In Program Year	Drawn Thru Program Year
CDBG	EN	Pre-2015		\$550,000.00	\$0.00	\$0.00
		2013	B13UC130004		\$0.00	\$550,000.00
Total	Total			\$550,000.00	\$0.00	\$550,000.00

Proposed Accomplishments

People (General) : 450
 Total Population in Service Area: 4,035
 Census Tract Percent Low / Mod: 69.02

Annual Accomplishments

Years	Accomplishment Narrative	# Benefiting
2015	The City of Buford utilized \$550,000 in CDBG funds for Sewer Improvements at East Park Street to Garnett Street; and Alexander Street to Garnett Street.	



U.S. Department of Housing and Urban Development
 Office of Community Planning and Development
 Integrated Disbursement and Information System
 CDBG Activity Summary Report (GPR) for Program Year 2015
 GWINNETT COUNTY

Date: 04-Jan-2016
 Time: 14:08
 Page: 79

PGM Year: 2013
Project: 0015 - Public Facilities: Street Improvements
IDIS Activity: 1983 - City of Buford - Street Improvements (Cloud St.)

Status: Completed 9/15/2015 12:00:00 AM
Location: Citywide Buford, GA 30046

Objective: Create suitable living environments
Outcome: Sustainability
Matrix Code: Street Improvements (03K) **National Objective:** LMA

Initial Funding Date: 10/14/2013

Description:

CDBG Funds in amount of \$50,000 will be awarded to City of Buford to be used for Street Improvements on Cloud St.

Financing

	Fund Type	Grant Year	Grant	Funded Amount	Drawn In Program Year	Drawn Thru Program Year
CDBG	EN	Pre-2015		\$50,000.00	\$0.00	\$0.00
		2013	B13UC130004		\$0.00	\$50,000.00
Total	Total			\$50,000.00	\$0.00	\$50,000.00

Proposed Accomplishments

People (General) : 10
 Total Population in Service Area: 4,035
 Census Tract Percent Low / Mod: 69.02

Annual Accomplishments

Years	Accomplishment Narrative	# Benefitting
2015	The City of Buford used \$50,000 in CDBG funds for Street Improvements on Cloud St.	



U.S. Department of Housing and Urban Development
 Office of Community Planning and Development
 Integrated Disbursement and Information System
 CDBG Activity Summary Report (GPR) for Program Year 2015
 GWINNETT COUNTY

Date: 04-Jan-2016
 Time: 14:08
 Page: 81

PGM Year: 2013
Project: 0015 - Public Facilities: Street Improvements
IDIS Activity: 1985 - City of Loganville - Street Improvements (Fox Chase Subdivision Phase I and Phase II)

Status: Completed 9/15/2015 12:00:00 AM **Objective:** Create suitable living environments
Location: Citywide Loganville, GA 30079 **Outcome:** Sustainability
Matrix Code: Street Improvements (03K) **National Objective:** LMA

Initial Funding Date: 10/14/2013

Description:

CDBG Funds in amount of \$403,497.35 are awarded to City of Loganville to complete Street Improvements of Fox Chase Subdivision Phase I & Phase II.

Financing

	Fund Type	Grant Year	Grant	Funded Amount	Drawn In Program Year	Drawn Thru Program Year
CDBG	EN	Pre-2015		\$403,497.35	\$0.00	\$0.00
		2013	B13UC130004		\$0.00	\$403,497.35
Total	Total			\$403,497.35	\$0.00	\$403,497.35

Proposed Accomplishments

People (General) : 278
 Total Population in Service Area: 278
 Census Tract Percent Low / Mod: 85.60

Annual Accomplishments

Years	Accomplishment Narrative	# Benefitting
2015	CDBG Funds in amount of \$403,497.35 were expended by the City of Loganville to complete Street Improvements of Fox Chase Subdivision Phase I & Phase II.	



U.S. Department of Housing and Urban Development
 Office of Community Planning and Development
 Integrated Disbursement and Information System
 CDBG Activity Summary Report (GPR) for Program Year 2015
 GWINNETT COUNTY

Date: 04-Jan-2016
 Time: 14:08
 Page: 82

PGM Year: 2013
Project: 0016 - Public Facilities: Health Facilities
IDIS Activity: 1986 - View Point Health - Expansion of Crisis Stabilization Unit

Status: Open **Objective:** Create suitable living environments
Location: 175 Gwinnett Dr Lawrenceville, GA 30046-8444 **Outcome:** Availability/accessibility
Matrix Code: Health Facilities (03P) **National Objective:** LMC

Initial Funding Date: 10/14/2013

Description:

CDBG Funds in amount of \$247,500 will be awarded to View Point Health to be used for improving and expanding its Crisis Stabilization Unit

Financing

	Fund Type	Grant Year	Grant	Funded Amount	Drawn In Program Year	Drawn Thru Program Year
CDBG	EN	Pre-2015		\$247,500.00	\$0.00	\$0.00
		2014	B14UC130004		\$247,500.00	\$247,500.00
Total	Total			\$247,500.00	\$247,500.00	\$247,500.00

Proposed Accomplishments

Public Facilities : 1

Actual Accomplishments

Number assisted:

	Owner		Renter		Total		Person	
	Total	Hispanic	Total	Hispanic	Total	Hispanic	Total	Hispanic
White:	0	0	0	0	0	0		0
Black/African American:	0	0	0	0	0	0	0	0
Asian:	0	0	0	0	0	0	0	0
American Indian/Alaskan Native:	0	0	0	0	0	0	0	0
Native Hawaiian/Other Pacific Islander:	0	0	0	0	0	0	0	0
American Indian/Alaskan Native & White:	0	0	0	0	0	0	0	0
Asian White:	0	0	0	0	0	0	0	0
Black/African American & White:	0	0	0	0	0	0	0	0
American Indian/Alaskan Native & Black/African American:	0	0	0	0	0	0	0	0
Other multi-racial:	0	0	0	0	0	0	0	0
Asian/Pacific Islander:	0	0	0	0	0	0	0	0
Hispanic:	0	0	0	0	0	0	0	0
Total:	0	0	0	0	0	0	0	0
Female-headed Households:	0		0		0			



U.S. Department of Housing and Urban Development
Office of Community Planning and Development
Integrated Disbursement and Information System
CDBG Activity Summary Report (GPR) for Program Year 2015
GWINNETT COUNTY

Date: 04-Jan-2016

Time: 14:08

Page: 83

Income Category:

	Owner	Renter	Total	Person
Extremely Low	0	0	0	0
Low Mod	0	0	0	0
Moderate	0	0	0	0
Non Low Moderate	0	0	0	0
Total	0	0	0	0
Percent Low/Mod				

Annual Accomplishments

No data returned for this view. This might be because the applied filter excludes all data.



U.S. Department of Housing and Urban Development
 Office of Community Planning and Development
 Integrated Disbursement and Information System
 CDBG Activity Summary Report (GPR) for Program Year 2015
 GWINNETT COUNTY

Date: 04-Jan-2016
 Time: 14:08
 Page: 84

PGM Year: 2013
Project: 0008 - Gwinnett County - Homeowner Rehabilitation
IDIS Activity: 1989 - CDBG Program Income

Status: Open **Objective:** Provide decent affordable housing
Location: 446 W Crogan St Ste 275 Lawrenceville, GA 30046-2439 **Outcome:** Affordability
Matrix Code: Rehab; Single-Unit Residential (14A) **National Objective:** LMH

Initial Funding Date: 08/28/2014

Description:
 Gwinnett County will use program income, estimated \$50,000, (if received) to rehabilitate homes to be occupied by eligible low- and moderate-income homeowners. The rehabilitation will occur using loans. The Homeowner Housing Rehabilitation Program operates on a countywide basis. Program income received will be utilized for Housing Rehabilitation Service Delivery costs and/or individual rehab loans.

Financing

	Fund Type	Grant Year	Grant	Funded Amount	Drawn In Program Year	Drawn Thru Program Year
CDBG	PI	Pre-2015		\$14,373.92	\$0.00	\$0.00
		2012	B12UC130004		\$1,453.02	\$1,453.02
		2013	B13UC130004		\$12,920.14	\$12,920.14
Total	Total			\$14,373.92	\$14,373.16	\$14,373.16

Proposed Accomplishments
 Housing Units : 1

Actual Accomplishments

Number assisted:	Owner		Renter		Total		Person	
	Total	Hispanic	Total	Hispanic	Total	Hispanic	Total	Hispanic
White:	0	0	0	0	0	0	0	0
Black/African American:	0	0	0	0	0	0	0	0
Asian:	0	0	0	0	0	0	0	0
American Indian/Alaskan Native:	0	0	0	0	0	0	0	0
Native Hawaiian/Other Pacific Islander:	0	0	0	0	0	0	0	0
American Indian/Alaskan Native & White:	0	0	0	0	0	0	0	0
Asian White:	0	0	0	0	0	0	0	0
Black/African American & White:	0	0	0	0	0	0	0	0
American Indian/Alaskan Native & Black/African American:	0	0	0	0	0	0	0	0
Other multi-racial:	0	0	0	0	0	0	0	0
Asian/Pacific Islander:	0	0	0	0	0	0	0	0



U.S. Department of Housing and Urban Development
 Office of Community Planning and Development
 Integrated Disbursement and Information System
 CDBG Activity Summary Report (GPR) for Program Year 2015
 GWINNETT COUNTY

Date: 04-Jan-2016

Time: 14:08

Page: 85

Hispanic:	0	0	0	0	0	0	0	0
Total:	0	0	0	0	0	0	0	0
Female-headed Households:	0		0		0			

Income Category:

	Owner	Renter	Total	Person
Extremely Low	0	0	0	0
Low Mod	0	0	0	0
Moderate	0	0	0	0
Non Low Moderate	0	0	0	0
Total	0	0	0	0
Percent Low/Mod				

Annual Accomplishments

No data returned for this view. This might be because the applied filter excludes all data.



U.S. Department of Housing and Urban Development
 Office of Community Planning and Development
 Integrated Disbursement and Information System
 CDBG Activity Summary Report (GPR) for Program Year 2015
 GWINNETT COUNTY

Date: 04-Jan-2016
 Time: 14:08
 Page: 86

PGM Year: 2014
Project: 0001 - City of Buford: South Street
IDIS Activity: 1994 - City of Buford - South Street: Sewer Improv.

Status: Completed 9/15/2015 12:00:00 AM
Location: 2300 Buford Hwy Buford, GA 30518-6044

Objective: Create suitable living environments
Outcome: Availability/accessibility
Matrix Code: Water/Sewer Improvements (03J) **National Objective:** LMA

Initial Funding Date: 07/22/2014

Description:
 Gwinnett County awards \$544,000 in CDBG Funds for Public Facilities: WaterSewer Improvements to permit the City of Buford to facilitate sewer improvements for South Street.

Financing

	Fund Type	Grant Year	Grant	Funded Amount	Drawn In Program Year	Drawn Thru Program Year
CDBG	EN	Pre-2015		\$544,000.00	\$0.00	\$0.00
		2013	B13UC130004		\$0.00	\$544,000.00
Total	Total			\$544,000.00	\$0.00	\$544,000.00

Proposed Accomplishments

People (General) : 52
 Total Population in Service Area: 4,035
 Census Tract Percent Low / Mod: 69.00

Annual Accomplishments

Years	Accomplishment Narrative	# Benefitting
2015	Gwinnett County awarded \$544,000 in CDBG Funds for Public Facilities: Water/Sewer Improvements to permit the City of Buford to facilitate sewer improvements for South Street.	



U.S. Department of Housing and Urban Development
 Office of Community Planning and Development
 Integrated Disbursement and Information System
 CDBG Activity Summary Report (GPR) for Program Year 2015
 GWINNETT COUNTY

Date: 04-Jan-2016
 Time: 14:08
 Page: 87

PGM Year: 2013
Project: 0016 - Public Facilities: Health Facilities
IDIS Activity: 1995 - Creative Enterprises - Main Operating Building Renovations

Status: Completed 10/22/2015 12:00:00 AM **Objective:** Create suitable living environments
Location: 701 Hi Hope Ln Lawrenceville, GA 30043-4581 **Outcome:** Sustainability
Matrix Code: Health Facilities (03P) **National Objective:** LMA

Initial Funding Date: 12/04/2013

Description:
 Creative Enterprises utilized CDBG funds for building renovations to the main operating building located on the Creative Enterprises campus. These needed improvements helped to ensure the health and safety of the severely disabled adults served by the nonprofit and helped ensure compliance with the State's building code requirements for accreditation.

Financing

	Fund Type	Grant Year	Grant	Funded Amount	Drawn In Program Year	Drawn Thru Program Year
CDBG	EN	Pre-2015		\$280,026.00	\$0.00	\$0.00
		2013	B13UC130004		\$0.00	\$280,026.00
Total	Total			\$280,026.00	\$0.00	\$280,026.00

Proposed Accomplishments
 Public Facilities : 158
 Total Population in Service Area: 23,350
 Census Tract Percent Low / Mod: 46.70

Annual Accomplishments

Years	Accomplishment Narrative	# Benefitting
2014	Creative Enterprises utilized CDBG funding to renovate it's main operating building. A building that provides classrooms and workshops for the severely disabled adults it serves. From September - December 2014, Creative Enterprises served 20 individuals.	
2015	Creative Enterprises utilized CDBG funding to renovate it's main operating building. A building that provides classrooms and workshops for the severely disabled adults it serves. From January - June 2015, Creative Enterprises served 37 individuals.	



U.S. Department of Housing and Urban Development
 Office of Community Planning and Development
 Integrated Disbursement and Information System
 CDBG Activity Summary Report (GPR) for Program Year 2015
 GWINNETT COUNTY

Date: 04-Jan-2016
 Time: 14:08
 Page: 89

Female-headed Households: 0 0 0

Income Category:

	Owner	Renter	Total	Person
Extremely Low	0	0	0	0
Low Mod	0	0	0	0
Moderate	0	0	0	0
Non Low Moderate	0	0	0	0
Total	0	0	0	0
Percent Low/Mod				

Annual Accomplishments

No data returned for this view. This might be because the applied filter excludes all data.



U.S. Department of Housing and Urban Development
 Office of Community Planning and Development
 Integrated Disbursement and Information System
 CDBG Activity Summary Report (GPR) for Program Year 2015
 GWINNETT COUNTY

Date: 04-Jan-2016
 Time: 14:08
 Page: 90

PGM Year: 2014
Project: 0008 - Sidewalks: Pirkle and Harbins Road
IDIS Activity: 1997 - GC DOT - Pirkle and Harbins Road Sidewalk Improv.
Status: Open
Location: 75 Langley Dr Lawrenceville, GA 30046-6935
Objective: Create suitable living environments
Outcome: Availability/accessibility
Matrix Code: Sidewalks (03L) **National Objective:** LMA

Initial Funding Date: 07/22/2014

Description:

Gwinnett County awards \$1,348,378.00 in CDBG Funds for Public Facilities: Sidewalksto permit the GC Department of Transportation to facilitate Sidwalk Construction for Pirkle and Harbins Roads.

Financing

	Fund Type	Grant Year	Grant	Funded Amount	Drawn In Program Year	Drawn Thru Program Year
CDBG	EN	Pre-2015		\$150,000.00	\$0.00	\$0.00
Total	Total			\$150,000.00	\$0.00	\$0.00

Proposed Accomplishments

Public Facilities : 4,325
 Total Population in Service Area: 7,980
 Census Tract Percent Low / Mod: 65.70

Annual Accomplishments

No data returned for this view. This might be because the applied filter excludes all data.



U.S. Department of Housing and Urban Development
 Office of Community Planning and Development
 Integrated Disbursement and Information System
 CDBG Activity Summary Report (GPR) for Program Year 2015
 GWINNETT COUNTY

Date: 04-Jan-2016
 Time: 14:08
 Page: 91

PGM Year: 2014
Project: 0009 - Domestic Violence Shelter Operating Costs
IDIS Activity: 1998 - Partnership Against Domestic Violence - Operating Costs

Status: Completed 9/15/2015 12:00:00 AM
Location: Address Suppressed

Objective: Create suitable living environments
Outcome: Availability/accessibility
Matrix Code: Battered and Abused Spouses (05G) **National Objective:** LMC

Initial Funding Date: 07/21/2014

Description:

Gwinnett County awards \$36,750.00 in CDBG Funds for Public Services: Services for Battered and Abused Spouses to permit Partnership Against Domestic Violence to facilitate Domestic Violence Shelter Operating Costs.

Financing

	Fund Type	Grant Year	Grant	Funded Amount	Drawn In Program Year	Drawn Thru Program Year
CDBG	EN	Pre-2015		\$36,750.00	\$0.00	\$0.00
		2013	B13UC130004		\$14,933.59	\$36,202.95
		2014	B14UC130004		\$547.05	\$547.05
Total	Total			\$36,750.00	\$15,480.64	\$36,750.00

Proposed Accomplishments

People (General) : 316

Actual Accomplishments

Number assisted:

	Owner		Renter		Total		Person	
	Total	Hispanic	Total	Hispanic	Total	Hispanic	Total	Hispanic
White:	0	0	0	0	0	0	67	12
Black/African American:	0	0	0	0	0	0	204	7
Asian:	0	0	0	0	0	0	5	0
American Indian/Alaskan Native:	0	0	0	0	0	0	0	0
Native Hawaiian/Other Pacific Islander:	0	0	0	0	0	0	0	0
American Indian/Alaskan Native & White:	0	0	0	0	0	0	0	0
Asian White:	0	0	0	0	0	0	0	0
Black/African American & White:	0	0	0	0	0	0	0	0
American Indian/Alaskan Native & Black/African American:	0	0	0	0	0	0	0	0
Other multi-racial:	0	0	0	0	0	0	36	15
Asian/Pacific Islander:	0	0	0	0	0	0	0	0
Hispanic:	0	0	0	0	0	0	0	0
Total:	0	0	0	0	0	0	312	34



U.S. Department of Housing and Urban Development
 Office of Community Planning and Development
 Integrated Disbursement and Information System
 CDBG Activity Summary Report (GPR) for Program Year 2015
 GWINNETT COUNTY

Date: 04-Jan-2016
 Time: 14:08
 Page: 92

Female-headed Households:	0	0	0	0
<i>Income Category:</i>				
	Owner	Renter	Total	Person
Extremely Low	0	0	0	0
Low Mod	0	0	0	312
Moderate	0	0	0	0
Non Low Moderate	0	0	0	0
Total	0	0	0	312
Percent Low/Mod	100.0%			

Annual Accomplishments

Years	Accomplishment Narrative	# Benefitting
2014	Utilizing its CDBG FFY 2014 Public Service award for operating expenses beginning in July 2014, Partnership Against Domestic Violence provided emergency shelter and support services to 130 survivors of domestic violence in its Gwinnett County Domestic Violence Shelter.	
2015	To meet its goal of serving 316 survivors of domestic violence, Partnership Against Domestic Violence (PADV) will continue reporting on the emergency shelter services provided to their clients. As of September 15, 2015, PADV served 182 program participants.	



U.S. Department of Housing and Urban Development
 Office of Community Planning and Development
 Integrated Disbursement and Information System
 CDBG Activity Summary Report (GPR) for Program Year 2015
 GWINNETT COUNTY

Date: 04-Jan-2016
 Time: 14:08
 Page: 93

PGM Year: 2014
Project: 0010 - Homeless Support Program 2014 Operating Costs
IDIS Activity: 1999 - CredAbility - Operating Costs

Status: Completed 9/15/2015 12:00:00 AM **Objective:** Create suitable living environments
Location: 270 Peachtree St NW Ste 1800 Suite 1800 Atlanta, GA 30303-1217 **Outcome:** Availability/accessibility
Matrix Code: Battered and Abused Spouses (05G) **National Objective:** LMC

Initial Funding Date: 07/21/2014

Description:
 Gwinnett County awards \$36,750.00 in CDBG Funds for Public Services: Operating Costs of Domestic Violence Homeless Programs to permit CredAbility to facilitate Domestic Violence Homeless Support Program 2014 Operating Costs.

Financing

	Fund Type	Grant Year	Grant	Funded Amount	Drawn In Program Year	Drawn Thru Program Year
CDBG	EN	Pre-2015		\$36,750.00	\$0.00	\$0.00
		2013	B13UC130004		\$3,930.19	\$33,953.39
		2014	B14UC130004		\$2,796.61	\$2,796.61
Total	Total			\$36,750.00	\$6,726.80	\$36,750.00

Proposed Accomplishments

People (General) : 185

Actual Accomplishments

Number assisted:

	Owner		Renter		Total		Person	
	Total	Hispanic	Total	Hispanic	Total	Hispanic	Total	Hispanic
White:	0	0	0	0	0	0	5	3
Black/African American:	0	0	0	0	0	0	45	0
Asian:	0	0	0	0	0	0	1	1
American Indian/Alaskan Native:	0	0	0	0	0	0	0	0
Native Hawaiian/Other Pacific Islander:	0	0	0	0	0	0	0	0
American Indian/Alaskan Native & White:	0	0	0	0	0	0	0	0
Asian White:	0	0	0	0	0	0	0	0
Black/African American & White:	0	0	0	0	0	0	0	0
American Indian/Alaskan Native & Black/African American:	0	0	0	0	0	0	0	0
Other multi-racial:	0	0	0	0	0	0	0	0
Asian/Pacific Islander:	0	0	0	0	0	0	0	0
Hispanic:	0	0	0	0	0	0	0	0
Total:	0	0	0	0	0	0	51	4



U.S. Department of Housing and Urban Development
 Office of Community Planning and Development
 Integrated Disbursement and Information System
 CDBG Activity Summary Report (GPR) for Program Year 2015
 GWINNETT COUNTY

Date: 04-Jan-2016
 Time: 14:08
 Page: 94

Female-headed Households:	0	0	0	
<i>Income Category:</i>				
	Owner	Renter	Total	Person
Extremely Low	0	0	0	0
Low Mod	0	0	0	51
Moderate	0	0	0	0
Non Low Moderate	0	0	0	0
Total	0	0	0	51
Percent Low/Mod	100.0%			

Annual Accomplishments

Years	Accomplishment Narrative	# Benefiting
2015	Gwinnett County awarded \$36,750.00 in CDBG Funds for Public Services: Operating Costs of Domestic Violence/ Homeless Programs to permit CredAbility to facilitate Domestic Violence/Homeless Support Program 2014 Operating Costs.	



U.S. Department of Housing and Urban Development
 Office of Community Planning and Development
 Integrated Disbursement and Information System
 CDBG Activity Summary Report (GPR) for Program Year 2015
 GWINNETT COUNTY

Date: 04-Jan-2016
 Time: 14:08
 Page: 95

PGM Year: 2014
Project: 0012 - Public Services: Operating Costs
IDIS Activity: 2001 - Gwinnett Children's Shelter - Operating Costs

Status: Completed 2/16/2015 12:00:00 AM
Location: 3850 Tuggle Rd Buford Buford, GA 30519-4039

Objective: Create suitable living environments
Outcome: Availability/accessibility
Matrix Code: Abused and Neglected Children (05N) **National Objective:** LMC

Initial Funding Date: 07/21/2014

Description:
 Gwinnett County awards \$102,438.00 in CDBG Funds for Public Services: Services for Abused and Neglected Children to permit Gwinnett Children's Shelter to facilitate Shelter Operating Costs.

Financing

	Fund Type	Grant Year	Grant	Funded Amount	Drawn In Program Year	Drawn Thru Program Year
CDBG	EN	Pre-2015		\$102,388.00	\$0.00	\$0.00
		2013	B13UC130004		\$0.00	\$102,388.00
Total	Total			\$102,388.00	\$0.00	\$102,388.00

Proposed Accomplishments

People (General) : 20

Actual Accomplishments

Number assisted:

	Owner		Renter		Total		Person	
	Total	Hispanic	Total	Hispanic	Total	Hispanic	Total	Hispanic
White:	0	0	0	0	0	0	20	0
Black/African American:	0	0	0	0	0	0	31	0
Asian:	0	0	0	0	0	0	7	0
American Indian/Alaskan Native:	0	0	0	0	0	0	0	0
Native Hawaiian/Other Pacific Islander:	0	0	0	0	0	0	0	0
American Indian/Alaskan Native & White:	0	0	0	0	0	0	0	0
Asian White:	0	0	0	0	0	0	0	0
Black/African American & White:	0	0	0	0	0	0	0	0
American Indian/Alaskan Native & Black/African American:	0	0	0	0	0	0	0	0
Other multi-racial:	0	0	0	0	0	0	0	0
Asian/Pacific Islander:	0	0	0	0	0	0	0	0
Hispanic:	0	0	0	0	0	0	0	0
Total:	0	0	0	0	0	0	58	0



U.S. Department of Housing and Urban Development
 Office of Community Planning and Development
 Integrated Disbursement and Information System
 CDBG Activity Summary Report (GPR) for Program Year 2015
 GWINNETT COUNTY

Date: 04-Jan-2016
 Time: 14:08
 Page: 96

Female-headed Households: 0 0 0

Income Category:

	Owner	Renter	Total	Person
Extremely Low	0	0	0	0
Low Mod	0	0	0	58
Moderate	0	0	0	0
Non Low Moderate	0	0	0	0
Total	0	0	0	58
Percent Low/Mod				100.0%

Annual Accomplishments

Years	Accomplishment Narrative	# Benefiting
2014	In 2014, the Gwinnett Children's Shelter used CDBG funds to serve 58 homeless individuals.	



U.S. Department of Housing and Urban Development
 Office of Community Planning and Development
 Integrated Disbursement and Information System
 CDBG Activity Summary Report (GPR) for Program Year 2015
 GWINNETT COUNTY

Date: 04-Jan-2016
 Time: 14:08
 Page: 97

PGM Year: 2014
Project: 0013 - Senior Services Operating Costs
IDIS Activity: 2002 - GC DoCS - Operating Costs

Status: Completed 9/15/2015 12:00:00 AM
Location: 567 Swanson Dr Lawrenceville, GA 30043-4537

Objective: Create suitable living environments
Outcome: Availability/accessibility
Matrix Code: Senior Services (05A) **National Objective:** LMC

Initial Funding Date: 07/21/2014

Description:
 Gwinnett County awards \$86,500.00 in CDBG Funds for Public Services: Senior Services to permit the Gwinnett County Department of Community Services to facilitate Senior Service Center Operating Costs.

Financing

	Fund Type	Grant Year	Grant	Funded Amount	Drawn In Program Year	Drawn Thru Program Year
CDBG	EN	Pre-2015		\$86,500.00	\$0.00	\$0.00
		2013	B13UC130004		\$30,551.89	\$84,343.36
		2014	B14UC130004		\$2,156.64	\$2,156.64
Total	Total			\$86,500.00	\$32,708.53	\$86,500.00

Proposed Accomplishments

People (General) : 694

Actual Accomplishments

Number assisted:

	Owner		Renter		Total		Person	
	Total	Hispanic	Total	Hispanic	Total	Hispanic	Total	Hispanic
White:	0	0	0	0	0	0	1,153	46
Black/African American:	0	0	0	0	0	0	596	8
Asian:	0	0	0	0	0	0	60	10
American Indian/Alaskan Native:	0	0	0	0	0	0	0	0
Native Hawaiian/Other Pacific Islander:	0	0	0	0	0	0	0	0
American Indian/Alaskan Native & White:	0	0	0	0	0	0	0	0
Asian White:	0	0	0	0	0	0	0	0
Black/African American & White:	0	0	0	0	0	0	0	0
American Indian/Alaskan Native & Black/African American:	0	0	0	0	0	0	0	0
Other multi-racial:	0	0	0	0	0	0	39	17
Asian/Pacific Islander:	0	0	0	0	0	0	0	0
Hispanic:	0	0	0	0	0	0	0	0
Total:	0	0	0	0	0	0	1,848	81



U.S. Department of Housing and Urban Development
 Office of Community Planning and Development
 Integrated Disbursement and Information System
 CDBG Activity Summary Report (GPR) for Program Year 2015
 GWINNETT COUNTY

Date: 04-Jan-2016
 Time: 14:08
 Page: 99

PGM Year: 2014
Project: 0012 - Public Services: Operating Costs
IDIS Activity: 2004 - Hope Clinic - Operating Costs

Status: Completed 9/15/2015 12:00:00 AM **Objective:** Create suitable living environments
Location: 121 Langley Dr Lawrenceville, GA 30046-6930 **Outcome:** Availability/accessibility
Matrix Code: Health Services (05M) **National Objective:** LMC

Initial Funding Date: 07/21/2014

Description:

Hope Clinic is awarded \$93,338 to facilitate Chronic Care Service Operating Costs.
 On January 6, 2015 additional funding of \$40,900 was awarded to this high performing subrecipient.

Financing

	Fund Type	Grant Year	Grant	Funded Amount	Drawn In Program Year	Drawn Thru Program Year
CDBG	EN	Pre-2015		\$134,238.00	\$0.00	\$0.00
		2013	B13UC130004		\$20,000.00	\$113,338.00
		2014	B14UC130004		\$20,900.00	\$20,900.00
Total	Total			\$134,238.00	\$40,900.00	\$134,238.00

Proposed Accomplishments

People (General) : 800

Actual Accomplishments

Number assisted:

	Owner		Renter		Total		Person	
	Total	Hispanic	Total	Hispanic	Total	Hispanic	Total	Hispanic
White:	0	0	0	0	0	0	920	206
Black/African American:	0	0	0	0	0	0	175	1
Asian:	0	0	0	0	0	0	24	0
American Indian/Alaskan Native:	0	0	0	0	0	0	0	0
Native Hawaiian/Other Pacific Islander:	0	0	0	0	0	0	0	0
American Indian/Alaskan Native & White:	0	0	0	0	0	0	0	0
Asian White:	0	0	0	0	0	0	0	0
Black/African American & White:	0	0	0	0	0	0	0	0
American Indian/Alaskan Native & Black/African American:	0	0	0	0	0	0	0	0
Other multi-racial:	0	0	0	0	0	0	8	0
Asian/Pacific Islander:	0	0	0	0	0	0	0	0
Hispanic:	0	0	0	0	0	0	0	0
Total:	0	0	0	0	0	0	1,127	207



U.S. Department of Housing and Urban Development
 Office of Community Planning and Development
 Integrated Disbursement and Information System
 CDBG Activity Summary Report (GPR) for Program Year 2015
 GWINNETT COUNTY

Date: 04-Jan-2016
 Time: 14:08
 Page: 101

PGM Year: 2014
Project: 0014 - Housing Counseling Operating Costs
IDIS Activity: 2006 - The IMPACT! Group - Operating Costs

Status: Open **Objective:** Create suitable living environments
Location: 40 Technology Pkwy S Ste 180 Suite 180 Norcross, GA 30092-2924 **Outcome:** Availability/accessibility
Matrix Code: Housing Counseling (05U) **National Objective:** LMC

Initial Funding Date: 07/21/2014

Description:
 Gwinnett County awards CDBG Funds for Public Services: Housing Counseling to permit The IMPACT! Group to facilitate Housing Counseling Operating Costs.

Financing

	Fund Type	Grant Year	Grant	Funded Amount	Drawn In Program Year	Drawn Thru Program Year
CDBG	EN	Pre-2015		\$159,100.00	\$0.00	\$0.00
		2013	B13UC130004		\$18,909.06	\$150,000.00
		2014	B14UC130004		\$5,600.00	\$5,600.00
Total	Total			\$159,100.00	\$24,509.06	\$155,600.00

Proposed Accomplishments

Households (General) : 783

Actual Accomplishments

Number assisted:

	Owner		Renter		Total		Person	
	Total	Hispanic	Total	Hispanic	Total	Hispanic	Total	Hispanic
White:	78	22	0	0	78	22	0	0
Black/African American:	174	1	0	0	174	1	0	0
Asian:	4	3	0	0	4	3	0	0
American Indian/Alaskan Native:	1	0	0	0	1	0	0	0
Native Hawaiian/Other Pacific Islander:	0	0	0	0	0	0	0	0
American Indian/Alaskan Native & White:	0	0	0	0	0	0	0	0
Asian White:	0	0	0	0	0	0	0	0
Black/African American & White:	0	0	0	0	0	0	0	0
American Indian/Alaskan Native & Black/African American:	0	0	0	0	0	0	0	0
Other multi-racial:	0	0	0	0	0	0	0	0
Asian/Pacific Islander:	0	0	0	0	0	0	0	0
Hispanic:	0	0	0	0	0	0	0	0
Total:	257	26	0	0	257	26	0	0



U.S. Department of Housing and Urban Development
 Office of Community Planning and Development
 Integrated Disbursement and Information System
 CDBG Activity Summary Report (GPR) for Program Year 2015
 GWINNETT COUNTY

Date: 04-Jan-2016
 Time: 14:08
 Page: 102

Female-headed Households: 257 0 257

Income Category:

	Owner	Renter	Total	Person
Extremely Low	46	0	46	0
Low Mod	67	0	67	0
Moderate	75	0	75	0
Non Low Moderate	69	0	69	0
Total	257	0	257	0
Percent Low/Mod	73.2%		73.2%	

Annual Accomplishments

Years	Accomplishment Narrative	# Benefiting
2014	Gwinnett County awarded CDBG Funds for Public Services: Housing Counseling to permit The IMPACT! Group to facilitate Housing Counseling Operating Costs.	



U.S. Department of Housing and Urban Development
 Office of Community Planning and Development
 Integrated Disbursement and Information System
 CDBG Activity Summary Report (GPR) for Program Year 2015
 GWINNETT COUNTY

Date: 04-Jan-2016
 Time: 14:08
 Page: 103

PGM Year: 2014
Project: 0012 - Public Services: Operating Costs
IDIS Activity: 2007 - Boys and Girls Club of Metro Atlanta - Equipment Purchase

Status: Completed 9/15/2015 12:00:00 AM **Objective:** Create suitable living environments
Location: 1275 Peachtree St NE Ste 500 Atlanta, GA 30309-3509 **Outcome:** Availability/accessibility
Matrix Code: Youth Services (05D) **National Objective:** LMC

Initial Funding Date: 07/21/2014

Description:

Gwinnett County awards \$50,000 in CDBG Funds for Public Services: Youth Services.
 The Boys and Girls Club of Metro Atlanta is awarded \$50,000.00 toto facilitate a Mini Bus Purchase.

Financing

	Fund Type	Grant Year	Grant	Funded Amount	Drawn In Program Year	Drawn Thru Program Year
CDBG	EN	Pre-2015		\$49,222.93	\$0.00	\$0.00
		2013	B13UC130004		\$0.00	\$49,222.93
Total	Total			\$49,222.93	\$0.00	\$49,222.93

Proposed Accomplishments

People (General) : 115

Actual Accomplishments

Number assisted:

	Owner		Renter		Total		Person	
	Total	Hispanic	Total	Hispanic	Total	Hispanic	Total	Hispanic
White:	0	0	0	0	0	0	517	111
Black/African American:	0	0	0	0	0	0	109	3
Asian:	0	0	0	0	0	0	13	0
American Indian/Alaskan Native:	0	0	0	0	0	0	0	0
Native Hawaiian/Other Pacific Islander:	0	0	0	0	0	0	0	0
American Indian/Alaskan Native & White:	0	0	0	0	0	0	0	0
Asian White:	0	0	0	0	0	0	0	0
Black/African American & White:	0	0	0	0	0	0	0	0
American Indian/Alaskan Native & Black/African American:	0	0	0	0	0	0	0	0
Other multi-racial:	0	0	0	0	0	0	0	0
Asian/Pacific Islander:	0	0	0	0	0	0	0	0
Hispanic:	0	0	0	0	0	0	0	0
Total:	0	0	0	0	0	0	639	114



U.S. Department of Housing and Urban Development
 Office of Community Planning and Development
 Integrated Disbursement and Information System
 CDBG Activity Summary Report (GPR) for Program Year 2015
 GWINNETT COUNTY

Date: 04-Jan-2016
 Time: 14:08
 Page: 104

Female-headed Households: 0 0 0

Income Category:

	Owner	Renter	Total	Person
Extremely Low	0	0	0	296
Low Mod	0	0	0	131
Moderate	0	0	0	95
Non Low Moderate	0	0	0	117
Total	0	0	0	639
Percent Low/Mod				81.7%

Annual Accomplishments

Years	Accomplishment Narrative	# Benefiting
2015	The Boys and Girls Club of Metro Atlanta utilized \$49,222.93 in CDBG funds to acquire a Mini Bus.	



U.S. Department of Housing and Urban Development
 Office of Community Planning and Development
 Integrated Disbursement and Information System
 CDBG Activity Summary Report (GPR) for Program Year 2015
 GWINNETT COUNTY

Date: 04-Jan-2016
 Time: 14:08
 Page: 106

Income Category:

	Owner	Renter	Total	Person
Extremely Low	0	0	0	0
Low Mod	1	0	1	0
Moderate	20	0	20	0
Non Low Moderate	0	0	0	0
Total	21	0	21	0
Percent Low/Mod	100.0%		100.0%	

Annual Accomplishments

Years	Accomplishment Narrative	# Benefitting
2014	In 2014, six income-eligible households utilized CDBG funding to complete eligible rehabilitation to their homeowner occupied single-family detached housing units.	
2015	As of June 8, 2015, fifteen (15) income-eligible homeowners completed rehabilitation on their homes.	



U.S. Department of Housing and Urban Development
 Office of Community Planning and Development
 Integrated Disbursement and Information System
 CDBG Activity Summary Report (GPR) for Program Year 2015
 GWINNETT COUNTY

Date: 04-Jan-2016
 Time: 14:08
 Page: 107

PGM Year: 2013
Project: 0019 - Public Facilities for Abused and Neglected Children
IDIS Activity: 2012 - Families First - Foster Care Group Home Renovations

Status: Canceled 1/6/2015 12:00:00 AM
Location: 5630 Old Norcross Rd Norcross, GA 30071

Objective: Create suitable living environments
Outcome: Sustainability
Matrix Code: Abused and Neglected Children Facilities (03Q) **National Objective:** LMC

Initial Funding Date: 12/04/2013

Description:
 Due to staff changes, the nonprofit identified that they would not be able to move forward with this project and rescinded their award. The funding was recaptured and reallocated.

Financing
 No data returned for this view. This might be because the applied filter excludes all data.

Proposed Accomplishments

Public Facilities : 6

Actual Accomplishments

Number assisted:

	Owner		Renter		Total		Person	
	Total	Hispanic	Total	Hispanic	Total	Hispanic	Total	Hispanic
White:	0	0	0	0	0	0		0
Black/African American:	0	0	0	0	0	0	0	0
Asian:	0	0	0	0	0	0	0	0
American Indian/Alaskan Native:	0	0	0	0	0	0	0	0
Native Hawaiian/Other Pacific Islander:	0	0	0	0	0	0	0	0
American Indian/Alaskan Native & White:	0	0	0	0	0	0	0	0
Asian White:	0	0	0	0	0	0	0	0
Black/African American & White:	0	0	0	0	0	0	0	0
American Indian/Alaskan Native & Black/African American:	0	0	0	0	0	0	0	0
Other multi-racial:	0	0	0	0	0	0	0	0
Asian/Pacific Islander:	0	0	0	0	0	0	0	0



U.S. Department of Housing and Urban Development
 Office of Community Planning and Development
 Integrated Disbursement and Information System
 CDBG Activity Summary Report (GPR) for Program Year 2015
 GWINNETT COUNTY

Date: 04-Jan-2016
 Time: 14:08
 Page: 108

Hispanic:	0	0	0	0	0	0	0	0	0
Total:	0	0	0	0	0	0	0	0	0
Female-headed Households:	0		0		0				

Income Category:

	Owner	Renter	Total	Person
Extremely Low	0	0	0	0
Low Mod	0	0	0	0
Moderate	0	0	0	0
Non Low Moderate	0	0	0	0
Total	0	0	0	0
Percent Low/Mod				

Annual Accomplishments

No data returned for this view. This might be because the applied filter excludes all data.



U.S. Department of Housing and Urban Development
Office of Community Planning and Development
Integrated Disbursement and Information System
CDBG Activity Summary Report (GPR) for Program Year 2015
GWINNETT COUNTY

Date: 04-Jan-2016

Time: 14:08

Page: 110

Income Category:

	Owner	Renter	Total	Person
Extremely Low	0	0	0	0
Low Mod	0	0	0	0
Moderate	0	0	0	0
Non Low Moderate	0	0	0	0
Total	0	0	0	0
Percent Low/Mod				

Annual Accomplishments

No data returned for this view. This might be because the applied filter excludes all data.



U.S. Department of Housing and Urban Development
 Office of Community Planning and Development
 Integrated Disbursement and Information System
 CDBG Activity Summary Report (GPR) for Program Year 2015
 GWINNETT COUNTY

Date: 04-Jan-2016
 Time: 14:08
 Page: 114

Female-headed Households: 0 0 0

Income Category:

	Owner	Renter	Total	Person
Extremely Low	0	0	0	0
Low Mod	0	0	0	12,248
Moderate	0	0	0	0
Non Low Moderate	0	0	0	0
Total	0	0	0	12,248
Percent Low/Mod				100.0%

Annual Accomplishments

Years	Accomplishment Narrative	# Benefiting
2015	The HOPE Clinic utilized CDBG funds to acquire a healthcare software system to meet state requirements to provide continued care to low-income residents of Gwinnett County.	



U.S. Department of Housing and Urban Development
 Office of Community Planning and Development
 Integrated Disbursement and Information System
 CDBG Activity Summary Report (GPR) for Program Year 2015
 GWINNETT COUNTY

Date: 04-Jan-2016
 Time: 14:08
 Page: 115

PGM Year: 2014
Project: 0003 - Grant Administration
IDIS Activity: 2026 - CDBG - WFN Office Admin.
Status: Open
Location: ,
Objective:
Outcome:
Matrix Code: General Program Administration (21A) **National Objective:**

Initial Funding Date: 10/15/2015

Description:

Overall planning and administration of the Programs by a Program Management Firm with which the County contracts for Program Administration.

Financing

	Fund Type	Grant Year	Grant	Funded Amount	Drawn In Program Year	Drawn Thru Program Year
CDBG	EN	Pre-2015		\$24,156.30	\$0.00	\$0.00
		2014	B14UC130004		\$3,177.37	\$3,177.37
Total	Total			\$24,156.30	\$3,177.37	\$3,177.37

Proposed Accomplishments

Actual Accomplishments

Number assisted:

	Owner		Renter		Total		Person	
	Total	Hispanic	Total	Hispanic	Total	Hispanic	Total	Hispanic
White:					0	0		
Black/African American:					0	0		
Asian:					0	0		
American Indian/Alaskan Native:					0	0		
Native Hawaiian/Other Pacific Islander:					0	0		
American Indian/Alaskan Native & White:					0	0		
Asian White:					0	0		
Black/African American & White:					0	0		
American Indian/Alaskan Native & Black/African American:					0	0		
Other multi-racial:					0	0		
Asian/Pacific Islander:					0	0		
Hispanic:					0	0		
Total:	0	0	0	0	0	0	0	0
Female-headed Households:					0			



U.S. Department of Housing and Urban Development
Office of Community Planning and Development
Integrated Disbursement and Information System
CDBG Activity Summary Report (GPR) for Program Year 2015
GWINNETT COUNTY

Date: 04-Jan-2016

Time: 14:08

Page: 116

Income Category:

	Owner	Renter	Total	Person
Extremely Low			0	
Low Mod			0	
Moderate			0	
Non Low Moderate			0	
Total	0	0	0	0
Percent Low/Mod				

Annual Accomplishments

No data returned for this view. This might be because the applied filter excludes all data.



U.S. Department of Housing and Urban Development
 Office of Community Planning and Development
 Integrated Disbursement and Information System
 CDBG Activity Summary Report (GPR) for Program Year 2015
 GWINNETT COUNTY

Date: 04-Jan-2016
 Time: 14:08
 Page: 117

PGM Year: 2013
Project: 0001 - Grant Administration
IDIS Activity: 2057 - WFN Admin (4064) Program Management & Reimbursables

Status: Open
Location: ,
Objective:
Outcome:
Matrix Code: General Program Administration (21A) **National Objective:**

Initial Funding Date: 04/08/2014

Description:
 Overall planning and administration of the CDBG program by the County Department of Financial Services and a Program Management Firm with which the County contracts for Program Administration.
 This activity will be utilized for the tracking of program management fees and reimbursables under the program management firm contract.

Financing

	Fund Type	Grant Year	Grant	Funded Amount	Drawn In Program Year	Drawn Thru Program Year
CDBG	EN	Pre-2015		\$263,725.35	\$0.00	\$0.00
		2013	B13UC130004		\$0.00	\$8,771.96
		2014	B14UC130004		\$177,572.81	\$177,572.81
Total	Total			\$263,725.35	\$177,572.81	\$186,344.77

Proposed Accomplishments

Actual Accomplishments

Number assisted:

	Owner		Renter		Total		Person	
	Total	Hispanic	Total	Hispanic	Total	Hispanic	Total	Hispanic
White:					0	0		
Black/African American:					0	0		
Asian:					0	0		
American Indian/Alaskan Native:					0	0		
Native Hawaiian/Other Pacific Islander:					0	0		
American Indian/Alaskan Native & White:					0	0		
Asian White:					0	0		
Black/African American & White:					0	0		
American Indian/Alaskan Native & Black/African American:					0	0		
Other multi-racial:					0	0		
Asian/Pacific Islander:					0	0		
Hispanic:					0	0		
Total:	0	0	0	0	0	0	0	0



U.S. Department of Housing and Urban Development
Office of Community Planning and Development
Integrated Disbursement and Information System
CDBG Activity Summary Report (GPR) for Program Year 2015
GWINNETT COUNTY

Date: 04-Jan-2016

Time: 14:08

Page: 118

Female-headed Households:

0

Income Category:

	Owner	Renter	Total	Person
Extremely Low			0	
Low Mod			0	
Moderate			0	
Non Low Moderate			0	
Total	0	0	0	0
Percent Low/Mod				

Annual Accomplishments

No data returned for this view. This might be because the applied filter excludes all data.



U.S. Department of Housing and Urban Development
 Office of Community Planning and Development
 Integrated Disbursement and Information System
 CDBG Activity Summary Report (GPR) for Program Year 2015
 GWINNETT COUNTY

Date: 04-Jan-2016
 Time: 14:08
 Page: 119

PGM Year: 2014
Project: 0005 - Housing Services for Homestretch
IDIS Activity: 2088 - Housing Services for Homestretch

Status: Open **Objective:** Create suitable living environments
Location: 446 W Crogan St Ste 275 Suite 275 Lawrenceville, GA 30046-2439 **Outcome:** Availability/accessibility
Matrix Code: Housing Services (14J) **National Objective:** LMH

Initial Funding Date: 07/22/2014

Description:
 Funding provided for housing services in support of the HOME program.

Financing

	Fund Type	Grant Year	Grant	Funded Amount	Drawn In Program Year	Drawn Thru Program Year
CDBG	EN	Pre-2015		\$70,000.00	\$0.00	\$0.00
Total	Total			\$70,000.00	\$0.00	\$0.00

Proposed Accomplishments

Housing Units : 10

Actual Accomplishments

Number assisted:

	Owner		Renter		Total		Person	
	Total	Hispanic	Total	Hispanic	Total	Hispanic	Total	Hispanic
White:	0	0	0	0	0	0		0
Black/African American:	0	0	0	0	0	0	0	0
Asian:	0	0	0	0	0	0	0	0
American Indian/Alaskan Native:	0	0	0	0	0	0	0	0
Native Hawaiian/Other Pacific Islander:	0	0	0	0	0	0	0	0
American Indian/Alaskan Native & White:	0	0	0	0	0	0	0	0
Asian White:	0	0	0	0	0	0	0	0
Black/African American & White:	0	0	0	0	0	0	0	0
American Indian/Alaskan Native & Black/African American:	0	0	0	0	0	0	0	0
Other multi-racial:	0	0	0	0	0	0	0	0
Asian/Pacific Islander:	0	0	0	0	0	0	0	0
Hispanic:	0	0	0	0	0	0	0	0
Total:	0	0	0	0	0	0	0	0
Female-headed Households:	0		0		0			



U.S. Department of Housing and Urban Development
Office of Community Planning and Development
Integrated Disbursement and Information System
CDBG Activity Summary Report (GPR) for Program Year 2015
GWINNETT COUNTY

Date: 04-Jan-2016

Time: 14:08

Page: 120

Income Category:

	Owner	Renter	Total	Person
Extremely Low	0	0	0	0
Low Mod	0	0	0	0
Moderate	0	0	0	0
Non Low Moderate	0	0	0	0
Total	0	0	0	0
Percent Low/Mod				

Annual Accomplishments

No data returned for this view. This might be because the applied filter excludes all data.



U.S. Department of Housing and Urban Development
 Office of Community Planning and Development
 Integrated Disbursement and Information System
 CDBG Activity Summary Report (GPR) for Program Year 2015
 GWINNETT COUNTY

Date: 04-Jan-2016
 Time: 14:08
 Page: 121

PGM Year: 2014
Project: 0004 - Housing Rehabilitation Administration
IDIS Activity: 2089 - Housing Rehabilitation Administration

Status: Open
Location: 446 W Crogan St Ste 275 Suite 275 Lawrenceville
 Lawrenceville, GA 30046-2439

Objective: Create suitable living environments
Outcome: Availability/accessibility
Matrix Code: Rehabilitation Administration (14H) **National Objective:** LMH

Initial Funding Date: 07/22/2014

Description:
 Gwinnett County will use \$123,000.00 for Housing Rehabilitation Program Administration (\$93,000) and Service Delivery Costs (\$30,000) to facilitate the single-unit Homeowner Housing Rehabilitation Program to rehabilitate homes to be occupied by eligible low- and moderate-income homeowners as their principal residence. The rehabilitation will occur using loans. The Housing Rehabilitation Program operates on a countywide basis.

Financing

	Fund Type	Grant Year	Grant	Funded Amount	Drawn In Program Year	Drawn Thru Program Year
CDBG	EN	Pre-2015		\$123,000.00	\$0.00	\$0.00
Total	Total			\$123,000.00	\$0.00	\$0.00

Proposed Accomplishments

Actual Accomplishments

Number assisted:

	Owner		Renter		Total		Person	
	Total	Hispanic	Total	Hispanic	Total	Hispanic	Total	Hispanic
White:	0	0	0	0	0	0		0
Black/African American:	0	0	0	0	0	0	0	0
Asian:	0	0	0	0	0	0	0	0
American Indian/Alaskan Native:	0	0	0	0	0	0	0	0
Native Hawaiian/Other Pacific Islander:	0	0	0	0	0	0	0	0
American Indian/Alaskan Native & White:	0	0	0	0	0	0	0	0
Asian White:	0	0	0	0	0	0	0	0
Black/African American & White:	0	0	0	0	0	0	0	0
American Indian/Alaskan Native & Black/African American:	0	0	0	0	0	0	0	0
Other multi-racial:	0	0	0	0	0	0	0	0
Asian/Pacific Islander:	0	0	0	0	0	0	0	0
Hispanic:	0	0	0	0	0	0	0	0
Total:	0	0	0	0	0	0	0	0



U.S. Department of Housing and Urban Development
 Office of Community Planning and Development
 Integrated Disbursement and Information System
 CDBG Activity Summary Report (GPR) for Program Year 2015
 GWINNETT COUNTY

Date: 04-Jan-2016
 Time: 14:08
 Page: 122

Female-headed Households: 0 0 0

Income Category:

	Owner	Renter	Total	Person
Extremely Low	0	0	0	0
Low Mod	0	0	0	0
Moderate	0	0	0	0
Non Low Moderate	0	0	0	0
Total	0	0	0	0

Percent Low/Mod

Annual Accomplishments

No data returned for this view. This might be because the applied filter excludes all data.



U.S. Department of Housing and Urban Development
 Office of Community Planning and Development
 Integrated Disbursement and Information System
 CDBG Activity Summary Report (GPR) for Program Year 2015
 GWINNETT COUNTY

Date: 04-Jan-2016
 Time: 14:08
 Page: 123

PGM Year: 2014
Project: 0006 - Homeowner Housing Rehabilitation Program
IDIS Activity: 2090 - Homeowner Housing Rehabilitation Program

Status: Open
Location: 446 W Crogan St Ste 275 Suite 275 Lawrenceville
 Lawrenceville, GA 30046-2439

Objective: Create suitable living environments
Outcome: Availability/accessibility
Matrix Code: Rehab; Single-Unit Residential (14A) **National Objective:** LMH

Initial Funding Date: 07/22/2014

Description:
 Gwinnett County will use \$150,000.00 for the single-unit Homeowner Housing Rehabilitation Program to rehabilitate homes occupied by eligible low- and moderate-income homeowners as their principal residence.
 The rehabilitation will occur using loans.
 The Housing Rehabilitation Program operates on a countywide basis.

Financing

	Fund Type	Grant Year	Grant	Funded Amount	Drawn In Program Year	Drawn Thru Program Year
CDBG	EN	Pre-2015		\$333,032.00	\$0.00	\$0.00
		2014	B14UC130004		\$1,061.85	\$1,061.85
Total	Total			\$333,032.00	\$1,061.85	\$1,061.85

Proposed Accomplishments

Housing Units : 7

Actual Accomplishments

Number assisted:

	Owner		Renter		Total		Person	
	Total	Hispanic	Total	Hispanic	Total	Hispanic	Total	Hispanic
White:	0	0	0	0	0	0		0
Black/African American:	0	0	0	0	0	0	0	0
Asian:	0	0	0	0	0	0	0	0
American Indian/Alaskan Native:	0	0	0	0	0	0	0	0
Native Hawaiian/Other Pacific Islander:	0	0	0	0	0	0	0	0
American Indian/Alaskan Native & White:	0	0	0	0	0	0	0	0
Asian White:	0	0	0	0	0	0	0	0
Black/African American & White:	0	0	0	0	0	0	0	0
American Indian/Alaskan Native & Black/African American:	0	0	0	0	0	0	0	0
Other multi-racial:	0	0	0	0	0	0	0	0
Asian/Pacific Islander:	0	0	0	0	0	0	0	0
Hispanic:	0	0	0	0	0	0	0	0



U.S. Department of Housing and Urban Development
 Office of Community Planning and Development
 Integrated Disbursement and Information System
 CDBG Activity Summary Report (GPR) for Program Year 2015
 GWINNETT COUNTY

Date: 04-Jan-2016
 Time: 14:08
 Page: 124

Total: 0 0 0 0 0 0 0 0

Female-headed Households: 0 0 0 0

Income Category:

	Owner	Renter	Total	Person
Extremely Low	0	0	0	0
Low Mod	0	0	0	0
Moderate	0	0	0	0
Non Low Moderate	0	0	0	0
Total	0	0	0	0
Percent Low/Mod				

Annual Accomplishments

No data returned for this view. This might be because the applied filter excludes all data.



U.S. Department of Housing and Urban Development
 Office of Community Planning and Development
 Integrated Disbursement and Information System
 CDBG Activity Summary Report (GPR) for Program Year 2015
 GWINNETT COUNTY

Date: 04-Jan-2016
 Time: 14:08
 Page: 125

PGM Year: 2015
Project: 0001 - Grant Administration
IDIS Activity: 2093 - Grant Administration

Status: Open Objective:
 Location: , Outcome:
 Matrix Code: General Program Administration (21A) National Objective:

Initial Funding Date: 08/20/2015

Description:

Grant programs cannot be carried out without program administration which funds project oversight, reporting, and monitoring as required by HUD.

Financing

	Fund Type	Grant Year	Grant	Funded Amount	Drawn In Program Year	Drawn Thru Program Year
CDBG	EN	2015	B15UC130004	\$500,000.00	\$0.00	\$0.00
Total	Total			\$500,000.00	\$0.00	\$0.00

Proposed Accomplishments

Actual Accomplishments

Number assisted:

	Owner		Renter		Total		Person	
	Total	Hispanic	Total	Hispanic	Total	Hispanic	Total	Hispanic
White:					0	0		
Black/African American:					0	0		
Asian:					0	0		
American Indian/Alaskan Native:					0	0		
Native Hawaiian/Other Pacific Islander:					0	0		
American Indian/Alaskan Native & White:					0	0		
Asian White:					0	0		
Black/African American & White:					0	0		
American Indian/Alaskan Native & Black/African American:					0	0		
Other multi-racial:					0	0		
Asian/Pacific Islander:					0	0		
Hispanic:					0	0		
Total:	0	0	0	0	0	0	0	0
Female-headed Households:					0			

Income Category:

Owner Renter Total Person



U.S. Department of Housing and Urban Development
Office of Community Planning and Development
Integrated Disbursement and Information System
CDBG Activity Summary Report (GPR) for Program Year 2015
GWINNETT COUNTY

Date: 04-Jan-2016
Time: 14:08
Page: 126

Extremely Low			0	
Low Mod			0	
Moderate			0	
Non Low Moderate			0	
Total	0	0	0	0
Percent Low/Mod				

Annual Accomplishments

No data returned for this view. This might be because the applied filter excludes all data.



U.S. Department of Housing and Urban Development
 Office of Community Planning and Development
 Integrated Disbursement and Information System
 CDBG Activity Summary Report (GPR) for Program Year 2015
 GWINNETT COUNTY

Date: 04-Jan-2016
 Time: 14:08
 Page: 127

PGM Year: 2015
Project: 0002 - Housing Rehabilitation Administration
IDIS Activity: 2094 - Housing Rehabilitation Administration

Status: Open **Objective:** Create suitable living environments
Location: 446 W Crogan St Ste 275 Suite 275 Lawrenceville, GA 30046-2439 **Outcome:** Availability/accessibility
Matrix Code: Rehabilitation Administration (14H) **National Objective:** LMH

Initial Funding Date: 08/21/2015

Description:
 Professional services directly related to carrying out housing rehabilitation activities.

Financing

	Fund Type	Grant Year	Grant	Funded Amount	Drawn In Program Year	Drawn Thru Program Year
CDBG	EN	2015	B15UC130004	\$93,000.00	\$0.00	\$0.00
Total	Total			\$93,000.00	\$0.00	\$0.00

Proposed Accomplishments

Actual Accomplishments

Number assisted:

	Owner		Renter		Total		Person	
	Total	Hispanic	Total	Hispanic	Total	Hispanic	Total	Hispanic
White:	0	0	0	0	0	0		0
Black/African American:	0	0	0	0	0	0	0	0
Asian:	0	0	0	0	0	0	0	0
American Indian/Alaskan Native:	0	0	0	0	0	0	0	0
Native Hawaiian/Other Pacific Islander:	0	0	0	0	0	0	0	0
American Indian/Alaskan Native & White:	0	0	0	0	0	0	0	0
Asian White:	0	0	0	0	0	0	0	0
Black/African American & White:	0	0	0	0	0	0	0	0
American Indian/Alaskan Native & Black/African American:	0	0	0	0	0	0	0	0
Other multi-racial:	0	0	0	0	0	0	0	0
Asian/Pacific Islander:	0	0	0	0	0	0	0	0
Hispanic:	0	0	0	0	0	0	0	0
Total:	0	0	0	0	0	0	0	0
Female-headed Households:	0		0		0			

Income Category:

Owner Renter Total Person



U.S. Department of Housing and Urban Development
Office of Community Planning and Development
Integrated Disbursement and Information System
CDBG Activity Summary Report (GPR) for Program Year 2015
GWINNETT COUNTY

Date: 04-Jan-2016
Time: 14:08
Page: 128

Extremely Low	0	0	0	0
Low Mod	0	0	0	0
Moderate	0	0	0	0
Non Low Moderate	0	0	0	0
Total	0	0	0	0
Percent Low/Mod				

Annual Accomplishments

No data returned for this view. This might be because the applied filter excludes all data.



U.S. Department of Housing and Urban Development
 Office of Community Planning and Development
 Integrated Disbursement and Information System
 CDBG Activity Summary Report (GPR) for Program Year 2015
 GWINNETT COUNTY

Date: 04-Jan-2016
 Time: 14:08
 Page: 129

PGM Year: 2015
Project: 0003 - Housing Admin Services - DPA Program
IDIS Activity: 2095 - Housing Admin Services - Homestretch

Status: Open
Location: ,
Objective:
Outcome:
Matrix Code: HOME Admin/Planning Costs of PJ (subject to 5% cap) (21H)
National Objective:

Initial Funding Date: 08/20/2015

Description:
 CDBG funding of administrative costs for HOME Program activities.

Financing

	Fund Type	Grant Year	Grant	Funded Amount	Drawn In Program Year	Drawn Thru Program Year
CDBG	EN	2015	B15UC130004	\$70,000.00	\$0.00	\$0.00
Total	Total			\$70,000.00	\$0.00	\$0.00

Proposed Accomplishments

Actual Accomplishments

<i>Number assisted:</i>	Owner		Renter		Total		Person	
	Total	Hispanic	Total	Hispanic	Total	Hispanic	Total	Hispanic
White:					0	0		
Black/African American:					0	0		
Asian:					0	0		
American Indian/Alaskan Native:					0	0		
Native Hawaiian/Other Pacific Islander:					0	0		
American Indian/Alaskan Native & White:					0	0		
Asian White:					0	0		
Black/African American & White:					0	0		
American Indian/Alaskan Native & Black/African American:					0	0		
Other multi-racial:					0	0		
Asian/Pacific Islander:					0	0		
Hispanic:					0	0		
Total:	0	0	0	0	0	0	0	0
Female-headed Households:					0			

<i>Income Category:</i>	Owner	Renter	Total	Person
-------------------------	--------------	---------------	--------------	---------------



U.S. Department of Housing and Urban Development
Office of Community Planning and Development
Integrated Disbursement and Information System
CDBG Activity Summary Report (GPR) for Program Year 2015
GWINNETT COUNTY

Date: 04-Jan-2016
Time: 14:08
Page: 130

Extremely Low			0	
Low Mod			0	
Moderate			0	
Non Low Moderate			0	
Total	0	0	0	0
Percent Low/Mod				

Annual Accomplishments

No data returned for this view. This might be because the applied filter excludes all data.



U.S. Department of Housing and Urban Development
 Office of Community Planning and Development
 Integrated Disbursement and Information System
 CDBG Activity Summary Report (GPR) for Program Year 2015
 GWINNETT COUNTY

Date: 04-Jan-2016
 Time: 14:08
 Page: 131

PGM Year: 2015
Project: 0004 - Housing Services Delivery Costs
IDIS Activity: 2096 - Housing Services Delivery Costs

Status: Open
Location: 446 W Crogan St Ste 275 Suite 275 Lawrenceville, GA 30046-2439
Objective: Create suitable living environments
Outcome: Availability/accessibility
Matrix Code: Housing Services (14J) **National Objective:** LMH

Initial Funding Date: 08/21/2015

Description:
 Housing services and service delivery costs associated with the housing programs operated out of Gwinnett County's Community Development Program Office.

Financing

	Fund Type	Grant Year	Grant	Funded Amount	Drawn In Program Year	Drawn Thru Program Year
CDBG	EN	2015	B15UC130004	\$50,000.00	\$8,150.00	\$8,150.00
Total	Total			\$50,000.00	\$8,150.00	\$8,150.00

Proposed Accomplishments

Actual Accomplishments

Number assisted:

	Owner		Renter		Total		Person	
	Total	Hispanic	Total	Hispanic	Total	Hispanic	Total	Hispanic
White:	0	0	0	0	0	0	0	0
Black/African American:	0	0	0	0	0	0	0	0
Asian:	0	0	0	0	0	0	0	0
American Indian/Alaskan Native:	0	0	0	0	0	0	0	0
Native Hawaiian/Other Pacific Islander:	0	0	0	0	0	0	0	0
American Indian/Alaskan Native & White:	0	0	0	0	0	0	0	0
Asian White:	0	0	0	0	0	0	0	0
Black/African American & White:	0	0	0	0	0	0	0	0
American Indian/Alaskan Native & Black/African American:	0	0	0	0	0	0	0	0
Other multi-racial:	0	0	0	0	0	0	0	0
Asian/Pacific Islander:	0	0	0	0	0	0	0	0
Hispanic:	0	0	0	0	0	0	0	0
Total:	0	0	0	0	0	0	0	0
Female-headed Households:	0		0		0			

Income Category:

Owner	Renter	Total	Person
-------	--------	-------	--------



U.S. Department of Housing and Urban Development
Office of Community Planning and Development
Integrated Disbursement and Information System
CDBG Activity Summary Report (GPR) for Program Year 2015
GWINNETT COUNTY

Date: 04-Jan-2016

Time: 14:08

Page: 132

Extremely Low	0	0	0	0
Low Mod	0	0	0	0
Moderate	0	0	0	0
Non Low Moderate	0	0	0	0
Total	0	0	0	0
Percent Low/Mod				

Annual Accomplishments

No data returned for this view. This might be because the applied filter excludes all data.



U.S. Department of Housing and Urban Development
 Office of Community Planning and Development
 Integrated Disbursement and Information System
 CDBG Activity Summary Report (GPR) for Program Year 2015
 GWINNETT COUNTY

Date: 04-Jan-2016
 Time: 14:08
 Page: 133

PGM Year: 2015
Project: 0005 - Building Improvements: Lawrenceville Housing Authority Facilities
IDIS Activity: 2097 - LHA - New Memorial Apt (HVAC Replacements) & Sally Craig Apt (Roof Replacement)

Status: Open **Objective:** Create suitable living environments
Location: 502 Glenn Edge Dr Lawrenceville, GA 30046-8872 **Outcome:** Availability/accessibility
Matrix Code: Public Housing Modernization (14C) **National Objective:** LMH

Initial Funding Date: 08/21/2015

Description:
 Rehabilitation of housing units owned by the Lawrenceville Housing Authority.
 HVAC replacements will occur at the New Memorial Apartment complex and roof replacement will occur at the Sally Craig Apartment complex.

Financing

	Fund Type	Grant Year	Grant	Funded Amount	Drawn In Program Year	Drawn Thru Program Year
CDBG	EN	2015	B15UC130004	\$177,400.00	\$131,462.00	\$131,462.00
Total	Total			\$177,400.00	\$131,462.00	\$131,462.00

Proposed Accomplishments

Housing Units : 105

Actual Accomplishments

Number assisted:

	Owner		Renter		Total		Person	
	Total	Hispanic	Total	Hispanic	Total	Hispanic	Total	Hispanic
White:	0	0	0	0	0	0	0	0
Black/African American:	0	0	0	0	0	0	0	0
Asian:	0	0	0	0	0	0	0	0
American Indian/Alaskan Native:	0	0	0	0	0	0	0	0
Native Hawaiian/Other Pacific Islander:	0	0	0	0	0	0	0	0
American Indian/Alaskan Native & White:	0	0	0	0	0	0	0	0
Asian White:	0	0	0	0	0	0	0	0
Black/African American & White:	0	0	0	0	0	0	0	0
American Indian/Alaskan Native & Black/African American:	0	0	0	0	0	0	0	0
Other multi-racial:	0	0	0	0	0	0	0	0
Asian/Pacific Islander:	0	0	0	0	0	0	0	0
Hispanic:	0	0	0	0	0	0	0	0
Total:	0	0	0	0	0	0	0	0
Female-headed Households:	0		0		0			



U.S. Department of Housing and Urban Development
Office of Community Planning and Development
Integrated Disbursement and Information System
CDBG Activity Summary Report (GPR) for Program Year 2015
GWINNETT COUNTY

Date: 04-Jan-2016

Time: 14:08

Page: 134

Income Category:

	Owner	Renter	Total	Person
Extremely Low	0	0	0	0
Low Mod	0	0	0	0
Moderate	0	0	0	0
Non Low Moderate	0	0	0	0
Total	0	0	0	0
Percent Low/Mod				

Annual Accomplishments

No data returned for this view. This might be because the applied filter excludes all data.



U.S. Department of Housing and Urban Development
 Office of Community Planning and Development
 Integrated Disbursement and Information System
 CDBG Activity Summary Report (GPR) for Program Year 2015
 GWINNETT COUNTY

Date: 04-Jan-2016
 Time: 14:08
 Page: 135

PGM Year: 2015
Project: 0006 - Infrastructure Improvements: Water/Sewer Improvements
IDIS Activity: 2098 - City of Buford - Waterline Improvements - South Lee St

Status: Open
Location: 2300 Buford Hwy Buford, GA 30518-6044

Objective: Create suitable living environments
Outcome: Availability/accessibility
Matrix Code: Water/Sewer Improvements (03J) **National Objective:** LMA

Initial Funding Date: 08/21/2015

Description:

The City of Buford will utilize CDBG funds for waterline improvements on South Lee Street from Cole Street to Morningside Drive.

Financing

	Fund Type	Grant Year	Grant	Funded Amount	Drawn In Program Year	Drawn Thru Program Year
CDBG	EN	2015	B15UC130004	\$155,000.00	\$155,000.00	\$155,000.00
Total	Total			\$155,000.00	\$155,000.00	\$155,000.00

Proposed Accomplishments

People (General) : 8
 Total Population in Service Area: 4,035
 Census Tract Percent Low / Mod: 69.02

Annual Accomplishments

No data returned for this view. This might be because the applied filter excludes all data.



U.S. Department of Housing and Urban Development
 Office of Community Planning and Development
 Integrated Disbursement and Information System
 CDBG Activity Summary Report (GPR) for Program Year 2015
 GWINNETT COUNTY

Date: 04-Jan-2016
 Time: 14:08
 Page: 136

PGM Year: 2015
Project: 0006 - Infrastructure Improvements: Water/Sewer Improvements
IDIS Activity: 2099 - City of Buford - Sewer Improvements - South Lee St
Status: Open
Location: 2300 Buford Hwy Buford, GA 30518-6044
Objective: Create suitable living environments
Outcome: Availability/accessibility
Matrix Code: Water/Sewer Improvements (03J) **National Objective:** LMA

Initial Funding Date: 08/21/2015

Description:

The City of Buford will utilize CDBG funding for sewer improvements to South Lee Street benefiting a community that is a of physical, cultural, and economic important to the City. The standard of living will be upgraded for several elderly citizens and residents of low to moderate income households.

Financing

	Fund Type	Grant Year	Grant	Funded Amount	Drawn In Program Year	Drawn Thru Program Year
CDBG	EN	2015	B15UC130004	\$430,000.00	\$410,384.95	\$410,384.95
Total	Total			\$430,000.00	\$410,384.95	\$410,384.95

Proposed Accomplishments

People (General) : 8
 Total Population in Service Area: 4,035
 Census Tract Percent Low / Mod: 69.02

Annual Accomplishments

No data returned for this view. This might be because the applied filter excludes all data.



U.S. Department of Housing and Urban Development
 Office of Community Planning and Development
 Integrated Disbursement and Information System
 CDBG Activity Summary Report (GPR) for Program Year 2015
 GWINNETT COUNTY

Date: 04-Jan-2016
 Time: 14:08
 Page: 137

PGM Year: 2015
Project: 0006 - Infrastructure Improvements: Water/Sewer Improvements
IDIS Activity: 2100 - City of Buford - Waterline Improvements - French's Blvd Mobile Home

Status: Completed 10/22/2015 12:00:00 AM **Objective:** Create suitable living environments
Location: 2300 Buford Hwy Buford, GA 30518-6044 **Outcome:** Availability/accessibility
Matrix Code: Water/Sewer Improvements (03J) **National Objective:** LMA

Initial Funding Date: 08/21/2015

Description:
 The City of Buford will utilize CDBG funding for waterline improvements at French's Boulevard Mobile Home.

Financing

	Fund Type	Grant Year	Grant	Funded Amount	Drawn In Program Year	Drawn Thru Program Year
CDBG	EN	2015	B15UC130004	\$133,000.00	\$133,000.00	\$133,000.00
Total	Total			\$133,000.00	\$133,000.00	\$133,000.00

Proposed Accomplishments

People (General) : 10
 Total Population in Service Area: 2,120
 Census Tract Percent Low / Mod: 73.82

Annual Accomplishments

Years	Accomplishment Narrative	# Benefiting
2015	The City of Buford will utilize CDBG funding for waterline improvements at French's Boulevard Mobile Home.	



U.S. Department of Housing and Urban Development
Office of Community Planning and Development
Integrated Disbursement and Information System
CDBG Activity Summary Report (GPR) for Program Year 2015
GWINNETT COUNTY

Date: 04-Jan-2016
Time: 14:08
Page: 138

PGM Year: 2015
Project: 0007 - Infrastructure Improvements: Street Improvements
IDIS Activity: 2101 - City of Loganville - Street & Sidewalk Improvements - Fox Chase Subdivision

Status: Open
Location: PO Box 39 Loganville, GA 30052-0039
Objective: Create suitable living environments
Outcome: Availability/accessibility
Matrix Code: Street Improvements (03K)

National Objective: LMA

Initial Funding Date: 08/21/2015

Description:

The City of Loganville will utilize CDBG funds for street and sidewalk improvements in the income-eligible Fox Chase Subdivision.

Financing

	Fund Type	Grant Year	Grant	Funded Amount	Drawn In Program Year	Drawn Thru Program Year
CDBG	EN	2015	B15UC130004	\$414,000.00	\$293,930.00	\$293,930.00
Total	Total			\$414,000.00	\$293,930.00	\$293,930.00

Proposed Accomplishments

People (General) : 361
Total Population in Service Area: 484
Census Tract Percent Low / Mod: 74.50

Annual Accomplishments

No data returned for this view. This might be because the applied filter excludes all data.



U.S. Department of Housing and Urban Development
 Office of Community Planning and Development
 Integrated Disbursement and Information System
 CDBG Activity Summary Report (GPR) for Program Year 2015
 GWINNETT COUNTY

Date: 04-Jan-2016
 Time: 14:08
 Page: 139

PGM Year: 2015
Project: 0007 - Infrastructure Improvements: Street Improvements
IDIS Activity: 2102 - City of Dacula - Street Improvements - Jody Ave, Scott Cir, Shane Ln

Status: Completed 10/22/2015 12:00:00 AM **Objective:** Create suitable living environments
Location: 442 Harbins Rd Dacula, GA 30019-2346 **Outcome:** Availability/accessibility
Matrix Code: Street Improvements (03K) **National Objective:** LMA

Initial Funding Date: 08/20/2015

Description:
 The City of Dacula will utilize CDBG funds for street improvements for low income residents.

Financing

	Fund Type	Grant Year	Grant	Funded Amount	Drawn In Program Year	Drawn Thru Program Year
CDBG	EN	2015	B15UC130004	\$240,000.00	\$240,000.00	\$240,000.00
Total	Total			\$240,000.00	\$240,000.00	\$240,000.00

Proposed Accomplishments

People (General) : 87
 Total Population in Service Area: 87
 Census Tract Percent Low / Mod: 95.40

Annual Accomplishments

Years	Accomplishment Narrative	# Benefiting
2015	The City of Dacula utilized CDBG funds for street improvements for low-income residents.	



U.S. Department of Housing and Urban Development
Office of Community Planning and Development
Integrated Disbursement and Information System
CDBG Activity Summary Report (GPR) for Program Year 2015
GWINNETT COUNTY

Date: 04-Jan-2016
Time: 14:08
Page: 140

PGM Year: 2015
Project: 0008 - Accessibility Improvements: Handicapped Centers
IDIS Activity: 2103 - Creative Enterprises - Accessibility Improvements - CEI Campus
Status: Open **Objective:** Create suitable living environments
Location: 701 Hi Hope Ln Lawrenceville, GA 30043-4581 **Outcome:** Sustainability
Matrix Code: Handicapped Centers (03B) **National Objective:** LMC

Initial Funding Date: 08/21/2015

Description:
Creative Enterprise will utilize CDBG funds to conduct exterior ADA Accessibility renovations to its campus to ensure the safety of its special population of severely disabled adults.

Financing

	Fund Type	Grant Year	Grant	Funded Amount	Drawn In Program Year	Drawn Thru Program Year
CDBG	EN	2015	B15UC130004	\$272,446.00	\$262,083.80	\$262,083.80
Total	Total			\$272,446.00	\$262,083.80	\$262,083.80

Proposed Accomplishments

Public Facilities : 142

Actual Accomplishments

Number assisted:

	Owner		Renter		Total		Person	
	Total	Hispanic	Total	Hispanic	Total	Hispanic	Total	Hispanic
White:	0	0	0	0	0	0		0
Black/African American:	0	0	0	0	0	0	0	0
Asian:	0	0	0	0	0	0	0	0
American Indian/Alaskan Native:	0	0	0	0	0	0	0	0
Native Hawaiian/Other Pacific Islander:	0	0	0	0	0	0	0	0
American Indian/Alaskan Native & White:	0	0	0	0	0	0	0	0
Asian White:	0	0	0	0	0	0	0	0
Black/African American & White:	0	0	0	0	0	0	0	0
American Indian/Alaskan Native & Black/African American:	0	0	0	0	0	0	0	0
Other multi-racial:	0	0	0	0	0	0	0	0
Asian/Pacific Islander:	0	0	0	0	0	0	0	0
Hispanic:	0	0	0	0	0	0	0	0
Total:	0	0	0	0	0	0	0	0
Female-headed Households:	0		0		0			



U.S. Department of Housing and Urban Development
Office of Community Planning and Development
Integrated Disbursement and Information System
CDBG Activity Summary Report (GPR) for Program Year 2015
GWINNETT COUNTY

Date: 04-Jan-2016

Time: 14:08

Page: 141

Income Category:

	Owner	Renter	Total	Person
Extremely Low	0	0	0	0
Low Mod	0	0	0	0
Moderate	0	0	0	0
Non Low Moderate	0	0	0	0
Total	0	0	0	0
Percent Low/Mod				

Annual Accomplishments

No data returned for this view. This might be because the applied filter excludes all data.



U.S. Department of Housing and Urban Development
 Office of Community Planning and Development
 Integrated Disbursement and Information System
 CDBG Activity Summary Report (GPR) for Program Year 2015
 GWINNETT COUNTY

Date: 04-Jan-2016
 Time: 14:08
 Page: 142

PGM Year: 2015
Project: 0008 - Accessibility Improvements: Handicapped Centers
IDIS Activity: 2104 - Hi-Hope Service Center - Accessibility Improvements - Annex Building

Status: Open **Objective:** Create suitable living environments
Location: 882 Hi Hope Rd Lawrenceville, GA 30043-4543 **Outcome:** Sustainability
Matrix Code: Handicapped Centers (03B) **National Objective:** LMC

Initial Funding Date: 08/21/2015

Description:

Necessary renovations will enhance program services to severely disabled adults.

Financing

	Fund Type	Grant Year	Grant	Funded Amount	Drawn In Program Year	Drawn Thru Program Year
CDBG	EN	2015	B15UC130004	\$243,000.00	\$0.00	\$0.00
Total	Total			\$243,000.00	\$0.00	\$0.00

Proposed Accomplishments

Public Facilities : 80

Actual Accomplishments

Number assisted:

	Owner		Renter		Total		Person	
	Total	Hispanic	Total	Hispanic	Total	Hispanic	Total	Hispanic
White:	0	0	0	0	0	0		0
Black/African American:	0	0	0	0	0	0	0	0
Asian:	0	0	0	0	0	0	0	0
American Indian/Alaskan Native:	0	0	0	0	0	0	0	0
Native Hawaiian/Other Pacific Islander:	0	0	0	0	0	0	0	0
American Indian/Alaskan Native & White:	0	0	0	0	0	0	0	0
Asian White:	0	0	0	0	0	0	0	0
Black/African American & White:	0	0	0	0	0	0	0	0
American Indian/Alaskan Native & Black/African American:	0	0	0	0	0	0	0	0
Other multi-racial:	0	0	0	0	0	0	0	0
Asian/Pacific Islander:	0	0	0	0	0	0	0	0
Hispanic:	0	0	0	0	0	0	0	0
Total:	0	0	0	0	0	0	0	0
Female-headed Households:	0		0		0			



U.S. Department of Housing and Urban Development
Office of Community Planning and Development
Integrated Disbursement and Information System
CDBG Activity Summary Report (GPR) for Program Year 2015
GWINNETT COUNTY

Date: 04-Jan-2016

Time: 14:08

Page: 143

Income Category:

	Owner	Renter	Total	Person
Extremely Low	0	0	0	0
Low Mod	0	0	0	0
Moderate	0	0	0	0
Non Low Moderate	0	0	0	0
Total	0	0	0	0
Percent Low/Mod				

Annual Accomplishments

No data returned for this view. This might be because the applied filter excludes all data.



U.S. Department of Housing and Urban Development
 Office of Community Planning and Development
 Integrated Disbursement and Information System
 CDBG Activity Summary Report (GPR) for Program Year 2015
 GWINNETT COUNTY

PGM Year: 2015
Project: 0009 - Building Improvements: Child Care Centers
IDIS Activity: 2105 - Sheltering Arms - Lillian Webb Early Education & Family Center Playground

Status: Open **Objective:** Create suitable living environments
Location: 405 N Perry St Lawrenceville, GA 30046-4825 **Outcome:** Sustainability
Matrix Code: Child Care Centers (03M) **National Objective:** LMC

Initial Funding Date: 08/21/2015

Description:
 Sheltering Arms will utilize CDBG funding to renovate its playground for four-year-olds at the Lillian Webb Early Education Center, which will bring the facility into compliance with State and National standards.

Financing

	Fund Type	Grant Year	Grant	Funded Amount	Drawn In Program Year	Drawn Thru Program Year
CDBG	EN	2015	B15UC130004	\$11,504.00	\$0.00	\$0.00
Total	Total			\$11,504.00	\$0.00	\$0.00

Proposed Accomplishments

Public Facilities : 210

Actual Accomplishments

Number assisted:

	Owner		Renter		Total		Person	
	Total	Hispanic	Total	Hispanic	Total	Hispanic	Total	Hispanic
White:	0	0	0	0	0	0		0
Black/African American:	0	0	0	0	0	0	0	0
Asian:	0	0	0	0	0	0	0	0
American Indian/Alaskan Native:	0	0	0	0	0	0	0	0
Native Hawaiian/Other Pacific Islander:	0	0	0	0	0	0	0	0
American Indian/Alaskan Native & White:	0	0	0	0	0	0	0	0
Asian White:	0	0	0	0	0	0	0	0
Black/African American & White:	0	0	0	0	0	0	0	0
American Indian/Alaskan Native & Black/African American:	0	0	0	0	0	0	0	0
Other multi-racial:	0	0	0	0	0	0	0	0
Asian/Pacific Islander:	0	0	0	0	0	0	0	0
Hispanic:	0	0	0	0	0	0	0	0
Total:	0	0	0	0	0	0	0	0
Female-headed Households:	0		0		0			



U.S. Department of Housing and Urban Development
Office of Community Planning and Development
Integrated Disbursement and Information System
CDBG Activity Summary Report (GPR) for Program Year 2015
GWINNETT COUNTY

Date: 04-Jan-2016

Time: 14:08

Page: 145

Income Category:

	Owner	Renter	Total	Person
Extremely Low	0	0	0	0
Low Mod	0	0	0	0
Moderate	0	0	0	0
Non Low Moderate	0	0	0	0
Total	0	0	0	0
Percent Low/Mod				

Annual Accomplishments

No data returned for this view. This might be because the applied filter excludes all data.



U.S. Department of Housing and Urban Development
 Office of Community Planning and Development
 Integrated Disbursement and Information System
 CDBG Activity Summary Report (GPR) for Program Year 2015
 GWINNETT COUNTY

Date: 04-Jan-2016
 Time: 14:08
 Page: 146

PGM Year: 2015
Project: 0010 - Building Improvements: Youth Centers
IDIS Activity: 2106 - Boys&Girls Club - Building Improvements - A. Worely Brown Club
Status: Open **Objective:** Create suitable living environments
Location: 5360 Old Norcross Rd Norcross, GA 30071-2633 **Outcome:** Sustainability
Matrix Code: Youth Centers (03D) **National Objective:** LMC

Initial Funding Date: 08/21/2015

Description:
 The Boys & Girls Club will utilize CDBG dollars to fund renovations to its A. Worely Brown Club (Norcross) to include improvements to all emergency exits and renovations to improve safety.

Financing

	Fund Type	Grant Year	Grant	Funded Amount	Drawn In Program Year	Drawn Thru Program Year
CDBG	EN	2015	B15UC130004	\$165,000.00	\$0.00	\$0.00
Total	Total			\$165,000.00	\$0.00	\$0.00

Proposed Accomplishments

Public Facilities : 1,180

Actual Accomplishments

Number assisted:

	Owner		Renter		Total		Person	
	Total	Hispanic	Total	Hispanic	Total	Hispanic	Total	Hispanic
White:	0	0	0	0	0	0		0
Black/African American:	0	0	0	0	0	0	0	0
Asian:	0	0	0	0	0	0	0	0
American Indian/Alaskan Native:	0	0	0	0	0	0	0	0
Native Hawaiian/Other Pacific Islander:	0	0	0	0	0	0	0	0
American Indian/Alaskan Native & White:	0	0	0	0	0	0	0	0
Asian White:	0	0	0	0	0	0	0	0
Black/African American & White:	0	0	0	0	0	0	0	0
American Indian/Alaskan Native & Black/African American:	0	0	0	0	0	0	0	0
Other multi-racial:	0	0	0	0	0	0	0	0
Asian/Pacific Islander:	0	0	0	0	0	0	0	0
Hispanic:	0	0	0	0	0	0	0	0
Total:	0	0	0	0	0	0	0	0
Female-headed Households:	0		0		0			



U.S. Department of Housing and Urban Development
Office of Community Planning and Development
Integrated Disbursement and Information System
CDBG Activity Summary Report (GPR) for Program Year 2015
GWINNETT COUNTY

Date: 04-Jan-2016
Time: 14:08
Page: 147

Income Category:

	Owner	Renter	Total	Person
Extremely Low	0	0	0	0
Low Mod	0	0	0	0
Moderate	0	0	0	0
Non Low Moderate	0	0	0	0
Total	0	0	0	0
Percent Low/Mod				

Annual Accomplishments

No data returned for this view. This might be because the applied filter excludes all data.



U.S. Department of Housing and Urban Development
 Office of Community Planning and Development
 Integrated Disbursement and Information System
 CDBG Activity Summary Report (GPR) for Program Year 2015
 GWINNETT COUNTY

PGM Year: 2015
Project: 0010 - Building Improvements: Youth Centers
IDIS Activity: 2107 - Boys&Girls Club - Building Improvements - Lawrenceville Club
Status: Open **Objective:** Create suitable living environments
Location: 382 Stone Mountain St Lawrenceville, GA 30046-5666 **Outcome:** Sustainability
Matrix Code: Youth Centers (03D) **National Objective:** LMC

Initial Funding Date: 08/21/2015

Description:

The Boys & Girls Club will utilize CDBG funding to conduct renovations to include safety improvements to the Lawrenceville Boys & Girls Club.

Financing

	Fund Type	Grant Year	Grant	Funded Amount	Drawn In Program Year	Drawn Thru Program Year
CDBG	EN	2015	B15UC130004	\$80,000.00	\$0.00	\$0.00
Total	Total			\$80,000.00	\$0.00	\$0.00

Proposed Accomplishments

Public Facilities : 1,180

Actual Accomplishments

Number assisted:

	Owner		Renter		Total		Person	
	Total	Hispanic	Total	Hispanic	Total	Hispanic	Total	Hispanic
White:	0	0	0	0	0	0	0	0
Black/African American:	0	0	0	0	0	0	0	0
Asian:	0	0	0	0	0	0	0	0
American Indian/Alaskan Native:	0	0	0	0	0	0	0	0
Native Hawaiian/Other Pacific Islander:	0	0	0	0	0	0	0	0
American Indian/Alaskan Native & White:	0	0	0	0	0	0	0	0
Asian White:	0	0	0	0	0	0	0	0
Black/African American & White:	0	0	0	0	0	0	0	0
American Indian/Alaskan Native & Black/African American:	0	0	0	0	0	0	0	0
Other multi-racial:	0	0	0	0	0	0	0	0
Asian/Pacific Islander:	0	0	0	0	0	0	0	0
Hispanic:	0	0	0	0	0	0	0	0
Total:	0	0	0	0	0	0	0	0
Female-headed Households:	0		0		0			



U.S. Department of Housing and Urban Development
Office of Community Planning and Development
Integrated Disbursement and Information System
CDBG Activity Summary Report (GPR) for Program Year 2015
GWINNETT COUNTY

Date: 04-Jan-2016

Time: 14:08

Page: 149

Income Category:

	Owner	Renter	Total	Person
Extremely Low	0	0	0	0
Low Mod	0	0	0	0
Moderate	0	0	0	0
Non Low Moderate	0	0	0	0
Total	0	0	0	0
Percent Low/Mod				

Annual Accomplishments

No data returned for this view. This might be because the applied filter excludes all data.



U.S. Department of Housing and Urban Development
Office of Community Planning and Development
Integrated Disbursement and Information System
CDBG Activity Summary Report (GPR) for Program Year 2015
GWINNETT COUNTY

Date: 04-Jan-2016
Time: 14:08
Page: 150

PGM Year: 2015
Project: 0011 - Infrastructure Improvements: Sidewalks Improvements
IDIS Activity: 2108 - City of Norcross - Sidewalk Improvements - Citywide
Status: Open
Location: 65 Lawrenceville St Norcross, GA 30071-2555
Objective: Create suitable living environments
Outcome: Sustainability
Matrix Code: Sidewalks (03L)
National Objective: LMA

Initial Funding Date: 08/21/2015

Description:
The City of Norcross will utilized CDBG funding to retrofit eligible streets with sidewalks to benefit a low income, transit dependent population.

Financing

	Fund Type	Grant Year	Grant	Funded Amount	Drawn In Program Year	Drawn Thru Program Year
CDBG	EN	2015	B15UC130004	\$227,000.00	\$226,660.00	\$226,660.00
Total	Total			\$227,000.00	\$226,660.00	\$226,660.00

Proposed Accomplishments
People (General) : 4,677
Total Population in Service Area: 5,185
Census Tract Percent Low / Mod: 76.66

Annual Accomplishments
No data returned for this view. This might be because the applied filter excludes all data.



U.S. Department of Housing and Urban Development
 Office of Community Planning and Development
 Integrated Disbursement and Information System
 CDBG Activity Summary Report (GPR) for Program Year 2015
 GWINNETT COUNTY

Date: 04-Jan-2016
 Time: 14:08
 Page: 151

PGM Year: 2015
Project: 0012 - Public Services: Operating Costs of Homeless Programs
IDIS Activity: 2109 - LHC - Operating Costs - Pathway Home

Status: Open
Location: 502 Glenn Edge Dr Lawrenceville, GA 30046-8872

Objective: Create suitable living environments
Outcome: Sustainability
Matrix Code: Operating Costs of Homeless/AIDS Patients Programs (03T) **National Objective:** LMC

Initial Funding Date: 08/20/2015

Description:
 CDBG funding supports operating costs of Lawrenceville Housing Corporation's Transitional Housing Program serving homeless individuals and families.

Financing

	Fund Type	Grant Year	Grant	Funded Amount	Drawn In Program Year	Drawn Thru Program Year
CDBG	EN	2015	B15UC130004	\$66,465.00	\$48,992.89	\$48,992.89
Total	Total			\$66,465.00	\$48,992.89	\$48,992.89

Proposed Accomplishments

People (General) : 80

Actual Accomplishments

Number assisted:

	Owner		Renter		Total		Person	
	Total	Hispanic	Total	Hispanic	Total	Hispanic	Total	Hispanic
White:	0	0	0	0	0	0		0
Black/African American:	0	0	0	0	0	0	0	0
Asian:	0	0	0	0	0	0	0	0
American Indian/Alaskan Native:	0	0	0	0	0	0	0	0
Native Hawaiian/Other Pacific Islander:	0	0	0	0	0	0	0	0
American Indian/Alaskan Native & White:	0	0	0	0	0	0	0	0
Asian White:	0	0	0	0	0	0	0	0
Black/African American & White:	0	0	0	0	0	0	0	0
American Indian/Alaskan Native & Black/African American:	0	0	0	0	0	0	0	0
Other multi-racial:	0	0	0	0	0	0	0	0
Asian/Pacific Islander:	0	0	0	0	0	0	0	0
Hispanic:	0	0	0	0	0	0	0	0
Total:	0	0	0	0	0	0	0	0
Female-headed Households:	0		0		0			



U.S. Department of Housing and Urban Development
Office of Community Planning and Development
Integrated Disbursement and Information System
CDBG Activity Summary Report (GPR) for Program Year 2015
GWINNETT COUNTY

Date: 04-Jan-2016
Time: 14:08
Page: 152

Income Category:

	Owner	Renter	Total	Person
Extremely Low	0	0	0	0
Low Mod	0	0	0	0
Moderate	0	0	0	0
Non Low Moderate	0	0	0	0
Total	0	0	0	0
Percent Low/Mod				

Annual Accomplishments

No data returned for this view. This might be because the applied filter excludes all data.



U.S. Department of Housing and Urban Development
 Office of Community Planning and Development
 Integrated Disbursement and Information System
 CDBG Activity Summary Report (GPR) for Program Year 2015
 GWINNETT COUNTY

Date: 04-Jan-2016
 Time: 14:08
 Page: 153

PGM Year: 2015
Project: 0012 - Public Services: Operating Costs of Homeless Programs
IDIS Activity: 2110 - Rainbow Village - Equipment Purchase - Security System for Community Center

Status: Open
Location: 3427 Duluth Highway 120 Duluth, GA 30096-3398
Objective: Create suitable living environments
Outcome: Sustainability
Matrix Code: Operating Costs of Homeless/AIDS Patients Programs (03T)
National Objective: LMC

Initial Funding Date: 08/20/2015

Description:
 Rainbow Village will utilize CDBG funding to purchase a security system for the new Community Center at its Transitional Housing Campus.

Financing

	Fund Type	Grant Year	Grant	Funded Amount	Drawn In Program Year	Drawn Thru Program Year
CDBG	EN	2015	B15UC130004	\$35,000.00	\$34,989.16	\$34,989.16
Total	Total			\$35,000.00	\$34,989.16	\$34,989.16

Proposed Accomplishments

People (General) : 64

Actual Accomplishments

Number assisted:

	Owner		Renter		Total		Person	
	Total	Hispanic	Total	Hispanic	Total	Hispanic	Total	Hispanic
White:	0	0	0	0	0	0		0
Black/African American:	0	0	0	0	0	0	0	0
Asian:	0	0	0	0	0	0	0	0
American Indian/Alaskan Native:	0	0	0	0	0	0	0	0
Native Hawaiian/Other Pacific Islander:	0	0	0	0	0	0	0	0
American Indian/Alaskan Native & White:	0	0	0	0	0	0	0	0
Asian White:	0	0	0	0	0	0	0	0
Black/African American & White:	0	0	0	0	0	0	0	0
American Indian/Alaskan Native & Black/African American:	0	0	0	0	0	0	0	0
Other multi-racial:	0	0	0	0	0	0	0	0
Asian/Pacific Islander:	0	0	0	0	0	0	0	0
Hispanic:	0	0	0	0	0	0	0	0
Total:	0	0	0	0	0	0	0	0
Female-headed Households:	0		0		0			



U.S. Department of Housing and Urban Development
Office of Community Planning and Development
Integrated Disbursement and Information System
CDBG Activity Summary Report (GPR) for Program Year 2015
GWINNETT COUNTY

Date: 04-Jan-2016

Time: 14:08

Page: 154

Income Category:

	Owner	Renter	Total	Person
Extremely Low	0	0	0	0
Low Mod	0	0	0	0
Moderate	0	0	0	0
Non Low Moderate	0	0	0	0
Total	0	0	0	0
Percent Low/Mod				

Annual Accomplishments

No data returned for this view. This might be because the applied filter excludes all data.



U.S. Department of Housing and Urban Development
 Office of Community Planning and Development
 Integrated Disbursement and Information System
 CDBG Activity Summary Report (GPR) for Program Year 2015
 GWINNETT COUNTY

Date: 04-Jan-2016
 Time: 14:08
 Page: 155

PGM Year: 2015
Project: 0012 - Public Services: Operating Costs of Homeless Programs
IDIS Activity: 2111 - Salvation Army - Operating Costs - Home Sweet Home Gwinnett

Status: Open
Location: 1000 Center Pl Norcross, GA 30093-1725

Objective: Create suitable living environments
Outcome: Sustainability
Matrix Code: Operating Costs of Homeless/AIDS Patients Programs (03T) **National Objective:** LMC

Initial Funding Date: 08/21/2015

Description:

CDBG funding supports operating costs of The Salvation Army's Home Sweet Home Gwinnett program which is a scattered site emergency housing program that targets intact families with children who are homeless or at risk of becoming homeless.

Financing

	Fund Type	Grant Year	Grant	Funded Amount	Drawn In Program Year	Drawn Thru Program Year
CDBG	EN	2015	B15UC130004	\$46,200.00	\$46,200.00	\$46,200.00
Total	Total			\$46,200.00	\$46,200.00	\$46,200.00

Proposed Accomplishments

People (General) : 700

Actual Accomplishments

Number assisted:

	Owner		Renter		Total		Person	
	Total	Hispanic	Total	Hispanic	Total	Hispanic	Total	Hispanic
White:	0	0	0	0	0	0		0
Black/African American:	0	0	0	0	0	0	0	0
Asian:	0	0	0	0	0	0	0	0
American Indian/Alaskan Native:	0	0	0	0	0	0	0	0
Native Hawaiian/Other Pacific Islander:	0	0	0	0	0	0	0	0
American Indian/Alaskan Native & White:	0	0	0	0	0	0	0	0
Asian White:	0	0	0	0	0	0	0	0
Black/African American & White:	0	0	0	0	0	0	0	0
American Indian/Alaskan Native & Black/African American:	0	0	0	0	0	0	0	0
Other multi-racial:	0	0	0	0	0	0	0	0
Asian/Pacific Islander:	0	0	0	0	0	0	0	0
Hispanic:	0	0	0	0	0	0	0	0
Total:	0	0	0	0	0	0	0	0
Female-headed Households:	0		0		0			



U.S. Department of Housing and Urban Development
Office of Community Planning and Development
Integrated Disbursement and Information System
CDBG Activity Summary Report (GPR) for Program Year 2015
GWINNETT COUNTY

Date: 04-Jan-2016

Time: 14:08

Page: 156

Income Category:

	Owner	Renter	Total	Person
Extremely Low	0	0	0	0
Low Mod	0	0	0	0
Moderate	0	0	0	0
Non Low Moderate	0	0	0	0
Total	0	0	0	0
Percent Low/Mod				

Annual Accomplishments

No data returned for this view. This might be because the applied filter excludes all data.



U.S. Department of Housing and Urban Development
 Office of Community Planning and Development
 Integrated Disbursement and Information System
 CDBG Activity Summary Report (GPR) for Program Year 2015
 GWINNETT COUNTY

Date: 04-Jan-2016
 Time: 14:08
 Page: 157

PGM Year: 2015
Project: 0013 - Public Services: Handicapped Services
IDIS Activity: 2112 - Annandale Village - Operating Costs - Developmental Disability Services

Status: Completed 10/22/2015 12:00:00 AM **Objective:** Create suitable living environments
Location: 3500 Annandale Ln Suwanee, GA 30024-2150 **Outcome:** Sustainability
Matrix Code: Handicapped Services (05B) **National Objective:** LMC

Initial Funding Date: 08/20/2015

Description:

Funding will support an expansion of the provision of services to severely disabled adults being served at the Annandale Village.

Financing

	Fund Type	Grant Year	Grant	Funded Amount	Drawn In Program Year	Drawn Thru Program Year
CDBG	EN	2015	B15UC130004	\$47,565.00	\$47,565.00	\$47,565.00
Total	Total			\$47,565.00	\$47,565.00	\$47,565.00

Proposed Accomplishments

People (General) : 136

Actual Accomplishments

Number assisted:

	Owner		Renter		Total		Person	
	Total	Hispanic	Total	Hispanic	Total	Hispanic	Total	Hispanic
White:	0	0	0	0	0	0	161	0
Black/African American:	0	0	0	0	0	0	0	0
Asian:	0	0	0	0	0	0	2	0
American Indian/Alaskan Native:	0	0	0	0	0	0	2	0
Native Hawaiian/Other Pacific Islander:	0	0	0	0	0	0	0	0
American Indian/Alaskan Native & White:	0	0	0	0	0	0	0	0
Asian White:	0	0	0	0	0	0	0	0
Black/African American & White:	0	0	0	0	0	0	0	0
American Indian/Alaskan Native & Black/African American:	0	0	0	0	0	0	0	0
Other multi-racial:	0	0	0	0	0	0	0	0
Asian/Pacific Islander:	0	0	0	0	0	0	0	0
Hispanic:	0	0	0	0	0	0	0	0
Total:	0	0	0	0	0	0	165	0
Female-headed Households:	0		0		0			



U.S. Department of Housing and Urban Development
 Office of Community Planning and Development
 Integrated Disbursement and Information System
 CDBG Activity Summary Report (GPR) for Program Year 2015
 GWINNETT COUNTY

Date: 04-Jan-2016
 Time: 14:08
 Page: 158

Income Category:

	Owner	Renter	Total	Person
Extremely Low	0	0	0	0
Low Mod	0	0	0	165
Moderate	0	0	0	0
Non Low Moderate	0	0	0	0
Total	0	0	0	165
Percent Low/Mod				100.0%

Annual Accomplishments

Years	Accomplishment Narrative	# Benefitting
2015	Funding supported an expansion of the provision of services to severely disabled adults being served at the Annandale Village.	



U.S. Department of Housing and Urban Development
 Office of Community Planning and Development
 Integrated Disbursement and Information System
 CDBG Activity Summary Report (GPR) for Program Year 2015
 GWINNETT COUNTY

Date: 04-Jan-2016
 Time: 14:08
 Page: 159

PGM Year: 2015
Project: 0013 - Public Services: Handicapped Services
IDIS Activity: 2113 - Creative Enterprises - Equipment Purchase - Handicap Accessible Van
Status: Open **Objective:** Create suitable living environments
Location: 701 Hi Hope Ln Lawrenceville, GA 30043-4581 **Outcome:** Availability/accessibility
Matrix Code: Handicapped Services (05B) **National Objective:** LMC

Initial Funding Date: 08/21/2015

Description:

Creative Enterprise will utilize CDBG funds to acquire one 14-passenger handicap accessible van to enhance their transportation offerings to their clients (special population of severely disabled adults).

Financing

	Fund Type	Grant Year	Grant	Funded Amount	Drawn In Program Year	Drawn Thru Program Year
CDBG	EN	2015	B15UC130004	\$85,638.00	\$85,638.00	\$85,638.00
Total	Total			\$85,638.00	\$85,638.00	\$85,638.00

Proposed Accomplishments

People (General) : 142

Actual Accomplishments

Number assisted:

	Owner		Renter		Total		Person	
	Total	Hispanic	Total	Hispanic	Total	Hispanic	Total	Hispanic
White:	0	0	0	0	0	0	0	0
Black/African American:	0	0	0	0	0	0	0	0
Asian:	0	0	0	0	0	0	0	0
American Indian/Alaskan Native:	0	0	0	0	0	0	0	0
Native Hawaiian/Other Pacific Islander:	0	0	0	0	0	0	0	0
American Indian/Alaskan Native & White:	0	0	0	0	0	0	0	0
Asian White:	0	0	0	0	0	0	0	0
Black/African American & White:	0	0	0	0	0	0	0	0
American Indian/Alaskan Native & Black/African American:	0	0	0	0	0	0	0	0
Other multi-racial:	0	0	0	0	0	0	0	0
Asian/Pacific Islander:	0	0	0	0	0	0	0	0
Hispanic:	0	0	0	0	0	0	0	0
Total:	0	0	0	0	0	0	0	0
Female-headed Households:	0		0		0			



U.S. Department of Housing and Urban Development
Office of Community Planning and Development
Integrated Disbursement and Information System
CDBG Activity Summary Report (GPR) for Program Year 2015
GWINNETT COUNTY

Date: 04-Jan-2016

Time: 14:08

Page: 160

Income Category:

	Owner	Renter	Total	Person
Extremely Low	0	0	0	0
Low Mod	0	0	0	0
Moderate	0	0	0	0
Non Low Moderate	0	0	0	0
Total	0	0	0	0
Percent Low/Mod				

Annual Accomplishments

No data returned for this view. This might be because the applied filter excludes all data.



U.S. Department of Housing and Urban Development
 Office of Community Planning and Development
 Integrated Disbursement and Information System
 CDBG Activity Summary Report (GPR) for Program Year 2015
 GWINNETT COUNTY

Date: 04-Jan-2016
 Time: 14:08
 Page: 161

PGM Year: 2015
Project: 0013 - Public Services: Handicapped Services
IDIS Activity: 2114 - Georgia Community Support and Solutions - Equipment Purchase - Handicap Accessible Van

Status: Open **Objective:** Create suitable living environments
Location: 1945 Cliff Valley Way NE Ste 200 Suite 200 Atlanta, GA 30329-2436 **Outcome:** Availability/accessibility
Matrix Code: Handicapped Services (05B) **National Objective:** LMC

Initial Funding Date: 08/21/2015

Description:
 Georgia Community Support and Solutions will utilize CDBG funding to improve the lives of severely disabled adults by providing regular and accessible transportation to day programs, community activities and events through the purchase of one 15-passenger handicap Accessible Van.

Financing

	Fund Type	Grant Year	Grant	Funded Amount	Drawn In Program Year	Drawn Thru Program Year
CDBG	EN	2015	B15UC130004	\$36,292.00	\$36,292.00	\$36,292.00
Total	Total			\$36,292.00	\$36,292.00	\$36,292.00

Proposed Accomplishments

People (General) : 102

Actual Accomplishments

Number assisted:

	Owner		Renter		Total		Person	
	Total	Hispanic	Total	Hispanic	Total	Hispanic	Total	Hispanic
White:	0	0	0	0	0	0	0	0
Black/African American:	0	0	0	0	0	0	0	0
Asian:	0	0	0	0	0	0	0	0
American Indian/Alaskan Native:	0	0	0	0	0	0	0	0
Native Hawaiian/Other Pacific Islander:	0	0	0	0	0	0	0	0
American Indian/Alaskan Native & White:	0	0	0	0	0	0	0	0
Asian White:	0	0	0	0	0	0	0	0
Black/African American & White:	0	0	0	0	0	0	0	0
American Indian/Alaskan Native & Black/African American:	0	0	0	0	0	0	0	0
Other multi-racial:	0	0	0	0	0	0	0	0
Asian/Pacific Islander:	0	0	0	0	0	0	0	0
Hispanic:	0	0	0	0	0	0	0	0
Total:	0	0	0	0	0	0	0	0
Female-headed Households:	0		0		0			



U.S. Department of Housing and Urban Development
Office of Community Planning and Development
Integrated Disbursement and Information System
CDBG Activity Summary Report (GPR) for Program Year 2015
GWINNETT COUNTY

Date: 04-Jan-2016

Time: 14:08

Page: 162

Income Category:

	Owner	Renter	Total	Person
Extremely Low	0	0	0	0
Low Mod	0	0	0	0
Moderate	0	0	0	0
Non Low Moderate	0	0	0	0
Total	0	0	0	0
Percent Low/Mod				

Annual Accomplishments

No data returned for this view. This might be because the applied filter excludes all data.



U.S. Department of Housing and Urban Development
 Office of Community Planning and Development
 Integrated Disbursement and Information System
 CDBG Activity Summary Report (GPR) for Program Year 2015
 GWINNETT COUNTY

Date: 04-Jan-2016
 Time: 14:08
 Page: 163

PGM Year: 2015
Project: 0013 - Public Services: Handicapped Services
IDIS Activity: 2115 - Hi-Hope Service Center - Operating Costs - Community Access Program
Status: Completed 9/15/2015 12:00:00 AM **Objective:** Create suitable living environments
Location: 882 Hi Hope Rd Lawrenceville, GA 30043-4543 **Outcome:** Sustainability
Matrix Code: Handicapped Services (05B) **National Objective:** LMC

Initial Funding Date: 08/20/2015

Description:

Serving a special population of severely disabled adults (presumed benefit group), funding will allow the nonprofit to expand services for the Community Access Program which provides opportunity for development in the following areas: intellectual, social, physical and emotional.

Financing

	Fund Type	Grant Year	Grant	Funded Amount	Drawn In Program Year	Drawn Thru Program Year
CDBG	EN	2015	B15UC130004	\$61,854.00	\$61,854.00	\$61,854.00
Total	Total			\$61,854.00	\$61,854.00	\$61,854.00

Proposed Accomplishments

People (General) : 26

Actual Accomplishments

Number assisted:

	Owner		Renter		Total		Person	
	Total	Hispanic	Total	Hispanic	Total	Hispanic	Total	Hispanic
White:	0	0	0	0	0	0	0	0
Black/African American:	0	0	0	0	0	0	44	0
Asian:	0	0	0	0	0	0	0	0
American Indian/Alaskan Native:	0	0	0	0	0	0	0	0
Native Hawaiian/Other Pacific Islander:	0	0	0	0	0	0	0	0
American Indian/Alaskan Native & White:	0	0	0	0	0	0	0	0
Asian White:	0	0	0	0	0	0	0	0
Black/African American & White:	0	0	0	0	0	0	0	0
American Indian/Alaskan Native & Black/African American:	0	0	0	0	0	0	0	0
Other multi-racial:	0	0	0	0	0	0	0	0
Asian/Pacific Islander:	0	0	0	0	0	0	0	0
Hispanic:	0	0	0	0	0	0	0	0
Total:	0	0	0	0	0	0	44	0
Female-headed Households:	0		0		0			



U.S. Department of Housing and Urban Development
 Office of Community Planning and Development
 Integrated Disbursement and Information System
 CDBG Activity Summary Report (GPR) for Program Year 2015
 GWINNETT COUNTY

Date: 04-Jan-2016
 Time: 14:08
 Page: 164

Income Category:

	Owner	Renter	Total	Person
Extremely Low	0	0	0	44
Low Mod	0	0	0	0
Moderate	0	0	0	0
Non Low Moderate	0	0	0	0
Total	0	0	0	44
Percent Low/Mod				100.0%

Annual Accomplishments

Years	Accomplishment Narrative	# Benefiting
2015	Serving a special population of severely disabled adults (presumed benefit group), funding allowed the nonprofit to expand services for the Community Access Program which provides opportunity for development in the following areas: intellectual, social, physical and emotional.	



U.S. Department of Housing and Urban Development
Office of Community Planning and Development
Integrated Disbursement and Information System
CDBG Activity Summary Report (GPR) for Program Year 2015
GWINNETT COUNTY

Date: 04-Jan-2016
Time: 14:08
Page: 165

PGM Year: 2015
Project: 0014 - Public Services: Services for Battered and Abused Spouses
IDIS Activity: 2116 - PADV - Operating Costs - Gwinnett Shelter

Status: Open **Objective:** Create suitable living environments
Location: Address Suppressed **Outcome:** Sustainability
Matrix Code: Battered and Abused Spouses (05G) **National Objective:** LMC

Initial Funding Date: 08/20/2015

Description:
Funding will support an expansion of the provision of crisis services at the State's largest domestic violence shelter; benefiting up to 300 abused spouses (presumed benefit group).

Financing

	Fund Type	Grant Year	Grant	Funded Amount	Drawn In Program Year	Drawn Thru Program Year
CDBG	EN	2015	B15UC130004	\$67,500.00	\$39,464.62	\$39,464.62
Total	Total			\$67,500.00	\$39,464.62	\$39,464.62

Proposed Accomplishments

People (General) : 300

Actual Accomplishments

Number assisted:

	Owner		Renter		Total		Person	
	Total	Hispanic	Total	Hispanic	Total	Hispanic	Total	Hispanic
White:	0	0	0	0	0	0		0
Black/African American:	0	0	0	0	0	0	0	0
Asian:	0	0	0	0	0	0	0	0
American Indian/Alaskan Native:	0	0	0	0	0	0	0	0
Native Hawaiian/Other Pacific Islander:	0	0	0	0	0	0	0	0
American Indian/Alaskan Native & White:	0	0	0	0	0	0	0	0
Asian White:	0	0	0	0	0	0	0	0
Black/African American & White:	0	0	0	0	0	0	0	0
American Indian/Alaskan Native & Black/African American:	0	0	0	0	0	0	0	0
Other multi-racial:	0	0	0	0	0	0	0	0
Asian/Pacific Islander:	0	0	0	0	0	0	0	0
Hispanic:	0	0	0	0	0	0	0	0
Total:	0	0	0	0	0	0	0	0
Female-headed Households:	0		0		0			



U.S. Department of Housing and Urban Development
Office of Community Planning and Development
Integrated Disbursement and Information System
CDBG Activity Summary Report (GPR) for Program Year 2015
GWINNETT COUNTY

Date: 04-Jan-2016

Time: 14:08

Page: 166

Income Category:

	Owner	Renter	Total	Person
Extremely Low	0	0	0	0
Low Mod	0	0	0	0
Moderate	0	0	0	0
Non Low Moderate	0	0	0	0
Total	0	0	0	0
Percent Low/Mod				

Annual Accomplishments

No data returned for this view. This might be because the applied filter excludes all data.



U.S. Department of Housing and Urban Development
 Office of Community Planning and Development
 Integrated Disbursement and Information System
 CDBG Activity Summary Report (GPR) for Program Year 2015
 GWINNETT COUNTY

Date: 04-Jan-2016
 Time: 14:08
 Page: 167

PGM Year: 2015
Project: 0015 - Public Services: Health Services
IDIS Activity: 2117 - GC Board of Health - Equipment Purchase - Management System

Status: Open **Objective:** Create suitable living environments
Location: 2570 Riverside Pkwy Lawrenceville, GA 30046-3339 **Outcome:** Availability/accessibility
Matrix Code: Health Services (05M) **National Objective:** LMC

Initial Funding Date: 08/21/2015

Description:
 The Gwinnett County Board of Health will utilize CDBG funding to upgrade and enhance its Qmatic Customer Flow Management system.

Financing

	Fund Type	Grant Year	Grant	Funded Amount	Drawn In Program Year	Drawn Thru Program Year
CDBG	EN	2015	B15UC130004	\$83,725.00	\$0.00	\$0.00
Total	Total			\$83,725.00	\$0.00	\$0.00

Proposed Accomplishments

People (General) : 67,311

Actual Accomplishments

Number assisted:

	Owner		Renter		Total		Person	
	Total	Hispanic	Total	Hispanic	Total	Hispanic	Total	Hispanic
White:	0	0	0	0	0	0		0
Black/African American:	0	0	0	0	0	0	0	0
Asian:	0	0	0	0	0	0	0	0
American Indian/Alaskan Native:	0	0	0	0	0	0	0	0
Native Hawaiian/Other Pacific Islander:	0	0	0	0	0	0	0	0
American Indian/Alaskan Native & White:	0	0	0	0	0	0	0	0
Asian White:	0	0	0	0	0	0	0	0
Black/African American & White:	0	0	0	0	0	0	0	0
American Indian/Alaskan Native & Black/African American:	0	0	0	0	0	0	0	0
Other multi-racial:	0	0	0	0	0	0	0	0
Asian/Pacific Islander:	0	0	0	0	0	0	0	0
Hispanic:	0	0	0	0	0	0	0	0
Total:	0	0	0	0	0	0	0	0
Female-headed Households:	0		0		0			



U.S. Department of Housing and Urban Development
Office of Community Planning and Development
Integrated Disbursement and Information System
CDBG Activity Summary Report (GPR) for Program Year 2015
GWINNETT COUNTY

Date: 04-Jan-2016

Time: 14:08

Page: 168

Income Category:

	Owner	Renter	Total	Person
Extremely Low	0	0	0	0
Low Mod	0	0	0	0
Moderate	0	0	0	0
Non Low Moderate	0	0	0	0
Total	0	0	0	0
Percent Low/Mod				

Annual Accomplishments

No data returned for this view. This might be because the applied filter excludes all data.



U.S. Department of Housing and Urban Development
Office of Community Planning and Development
Integrated Disbursement and Information System
CDBG Activity Summary Report (GPR) for Program Year 2015
GWINNETT COUNTY

Date: 04-Jan-2016
Time: 14:08
Page: 169

PGM Year: 2015
Project: 0015 - Public Services: Health Services
IDIS Activity: 2118 - Hope Clinic - Operating Costs - Chronic Care Management Services

Status: Completed 9/15/2015 12:00:00 AM **Objective:** Create suitable living environments
Location: 121 Langley Dr Lawrenceville, GA 30046-6930 **Outcome:** Sustainability
Matrix Code: Health Services (05M) **National Objective:** LMC

Initial Funding Date: 08/20/2015

Description:
Funding will support an expansion of the provision of services to treat patients that suffer from multiple chronic diagnosis - with a main focus on Hyperlipidemia, Diabetes, and Heart Disease.

Financing

	Fund Type	Grant Year	Grant	Funded Amount	Drawn In Program Year	Drawn Thru Program Year
CDBG	EN	2015	B15UC130004	\$14,400.00	\$14,400.00	\$14,400.00
Total	Total			\$14,400.00	\$14,400.00	\$14,400.00

Proposed Accomplishments

People (General) : 160

Actual Accomplishments

Number assisted:

	Owner		Renter		Total		Person	
	Total	Hispanic	Total	Hispanic	Total	Hispanic	Total	Hispanic
White:	0	0	0	0	0	0	535	114
Black/African American:	0	0	0	0	0	0	200	3
Asian:	0	0	0	0	0	0	13	0
American Indian/Alaskan Native:	0	0	0	0	0	0	0	0
Native Hawaiian/Other Pacific Islander:	0	0	0	0	0	0	0	0
American Indian/Alaskan Native & White:	0	0	0	0	0	0	0	0
Asian White:	0	0	0	0	0	0	0	0
Black/African American & White:	0	0	0	0	0	0	0	0
American Indian/Alaskan Native & Black/African American:	0	0	0	0	0	0	0	0
Other multi-racial:	0	0	0	0	0	0	25	5
Asian/Pacific Islander:	0	0	0	0	0	0	0	0
Hispanic:	0	0	0	0	0	0	0	0
Total:	0	0	0	0	0	0	773	122
Female-headed Households:	0		0		0			



U.S. Department of Housing and Urban Development
 Office of Community Planning and Development
 Integrated Disbursement and Information System
 CDBG Activity Summary Report (GPR) for Program Year 2015
 GWINNETT COUNTY

Date: 04-Jan-2016
 Time: 14:08
 Page: 170

Income Category:

	Owner	Renter	Total	Person
Extremely Low	0	0	0	258
Low Mod	0	0	0	104
Moderate	0	0	0	84
Non Low Moderate	0	0	0	327
Total	0	0	0	773
Percent Low/Mod				57.7%

Annual Accomplishments

Years	Accomplishment Narrative	# Benefitting
2015	CDBG funding supported an expansion of the provision of services to treat patients that suffer from multiple chronic diagnosis - with a main focus on Hyperlipidemia, Diabetes, and Heart Disease.	



U.S. Department of Housing and Urban Development
 Office of Community Planning and Development
 Integrated Disbursement and Information System
 CDBG Activity Summary Report (GPR) for Program Year 2015
 GWINNETT COUNTY

Date: 04-Jan-2016
 Time: 14:08
 Page: 171

PGM Year: 2015
Project: 0016 - Public Services: Housing Counseling
IDIS Activity: 2119 - Catholic Charities - Housing Counseling

Status: Open
Location: 801 Tom Smith Rd SW Lilburn, GA 30047-2215

Objective: Create suitable living environments
Outcome: Sustainability
Matrix Code: Housing Counseling (05U) **National Objective:** LMC

Initial Funding Date: 08/20/2015

Description:

Catholic Charities will utilize CDBG funding to expand housing counseling services for a primarily Spanish speaking population in Gwinnett County.

Financing

	Fund Type	Grant Year	Grant	Funded Amount	Drawn In Program Year	Drawn Thru Program Year
CDBG	EN	2015	B15UC130004	\$22,184.00	\$9,417.03	\$9,417.03
Total	Total			\$22,184.00	\$9,417.03	\$9,417.03

Proposed Accomplishments

Households (General) : 113

Actual Accomplishments

Number assisted:

	Owner		Renter		Total		Person	
	Total	Hispanic	Total	Hispanic	Total	Hispanic	Total	Hispanic
White:	0	0	0	0	0	0		0
Black/African American:	0	0	0	0	0	0	0	0
Asian:	0	0	0	0	0	0	0	0
American Indian/Alaskan Native:	0	0	0	0	0	0	0	0
Native Hawaiian/Other Pacific Islander:	0	0	0	0	0	0	0	0
American Indian/Alaskan Native & White:	0	0	0	0	0	0	0	0
Asian White:	0	0	0	0	0	0	0	0
Black/African American & White:	0	0	0	0	0	0	0	0
American Indian/Alaskan Native & Black/African American:	0	0	0	0	0	0	0	0
Other multi-racial:	0	0	0	0	0	0	0	0
Asian/Pacific Islander:	0	0	0	0	0	0	0	0
Hispanic:	0	0	0	0	0	0	0	0
Total:	0	0	0	0	0	0	0	0
Female-headed Households:	0		0		0			



U.S. Department of Housing and Urban Development
Office of Community Planning and Development
Integrated Disbursement and Information System
CDBG Activity Summary Report (GPR) for Program Year 2015
GWINNETT COUNTY

Date: 04-Jan-2016

Time: 14:08

Page: 172

Income Category:

	Owner	Renter	Total	Person
Extremely Low	0	0	0	0
Low Mod	0	0	0	0
Moderate	0	0	0	0
Non Low Moderate	0	0	0	0
Total	0	0	0	0
Percent Low/Mod				

Annual Accomplishments

No data returned for this view. This might be because the applied filter excludes all data.



U.S. Department of Housing and Urban Development
 Office of Community Planning and Development
 Integrated Disbursement and Information System
 CDBG Activity Summary Report (GPR) for Program Year 2015
 GWINNETT COUNTY

Date: 04-Jan-2016
 Time: 14:08
 Page: 173

PGM Year: 2015
Project: 0016 - Public Services: Housing Counseling
IDIS Activity: 2120 - CPACS - Housing Counseling

Status: Open **Objective:** Provide decent affordable housing
Location: 2100 Pleasant Hill Rd Ste 360 Duluth, GA 30096-4749 **Outcome:** Affordability
Matrix Code: Housing Counseling (05U) **National Objective:** LMC

Initial Funding Date: 08/20/2015

Description:
 Funding will allow the agency to provide housing counseling to persons with housing problems or persons attending homebuyer and homeowner education classes.

Financing

	Fund Type	Grant Year	Grant	Funded Amount	Drawn In Program Year	Drawn Thru Program Year
CDBG	EN	2015	B15UC130004	\$45,000.00	\$41,900.00	\$41,900.00
Total	Total			\$45,000.00	\$41,900.00	\$41,900.00

Proposed Accomplishments

Households (General) : 96

Actual Accomplishments

Number assisted:

	Owner		Renter		Total		Person	
	Total	Hispanic	Total	Hispanic	Total	Hispanic	Total	Hispanic
White:	0	0	0	0	0	0		0
Black/African American:	0	0	0	0	0	0	0	0
Asian:	0	0	0	0	0	0	0	0
American Indian/Alaskan Native:	0	0	0	0	0	0	0	0
Native Hawaiian/Other Pacific Islander:	0	0	0	0	0	0	0	0
American Indian/Alaskan Native & White:	0	0	0	0	0	0	0	0
Asian White:	0	0	0	0	0	0	0	0
Black/African American & White:	0	0	0	0	0	0	0	0
American Indian/Alaskan Native & Black/African American:	0	0	0	0	0	0	0	0
Other multi-racial:	0	0	0	0	0	0	0	0
Asian/Pacific Islander:	0	0	0	0	0	0	0	0
Hispanic:	0	0	0	0	0	0	0	0
Total:	0	0	0	0	0	0	0	0
Female-headed Households:	0		0		0			



U.S. Department of Housing and Urban Development
Office of Community Planning and Development
Integrated Disbursement and Information System
CDBG Activity Summary Report (GPR) for Program Year 2015
GWINNETT COUNTY

Date: 04-Jan-2016

Time: 14:08

Page: 174

Income Category:

	Owner	Renter	Total	Person
Extremely Low	0	0	0	0
Low Mod	0	0	0	0
Moderate	0	0	0	0
Non Low Moderate	0	0	0	0
Total	0	0	0	0
Percent Low/Mod				

Annual Accomplishments

No data returned for this view. This might be because the applied filter excludes all data.



U.S. Department of Housing and Urban Development
 Office of Community Planning and Development
 Integrated Disbursement and Information System
 CDBG Activity Summary Report (GPR) for Program Year 2015
 GWINNETT COUNTY

Date: 04-Jan-2016
 Time: 14:08
 Page: 175

PGM Year: 2013
Project: 0023 - CDBG Homeowner Housing Rehabilitation Program Admin
IDIS Activity: 2150 - Homeowner Housing Rehabilitation Program Admin

Status: Open **Objective:** Provide decent affordable housing
Location: 446 W Crogan St Ste 275 Suite 275 Lawrenceville, GA 30046-2439 **Outcome:** Affordability
Matrix Code: Rehabilitation Administration (14H) **National Objective:** LMH

Initial Funding Date: 02/13/2015

Description:
 Program Administration for Gwinnett County's Homeowner Housing Rehabilitation Program

Financing

	Fund Type	Grant Year	Grant	Funded Amount	Drawn In Program Year	Drawn Thru Program Year
CDBG	EN	Pre-2015		\$99,399.00	\$0.00	\$0.00
		2014	B14UC130004		\$74,547.00	\$74,547.00
Total	Total			\$99,399.00	\$74,547.00	\$74,547.00

Proposed Accomplishments

Housing Units : 8

Actual Accomplishments

Number assisted:

	Owner		Renter		Total		Person	
	Total	Hispanic	Total	Hispanic	Total	Hispanic	Total	Hispanic
White:	0	0	0	0	0	0		0
Black/African American:	0	0	0	0	0	0	0	0
Asian:	0	0	0	0	0	0	0	0
American Indian/Alaskan Native:	0	0	0	0	0	0	0	0
Native Hawaiian/Other Pacific Islander:	0	0	0	0	0	0	0	0
American Indian/Alaskan Native & White:	0	0	0	0	0	0	0	0
Asian White:	0	0	0	0	0	0	0	0
Black/African American & White:	0	0	0	0	0	0	0	0
American Indian/Alaskan Native & Black/African American:	0	0	0	0	0	0	0	0
Other multi-racial:	0	0	0	0	0	0	0	0
Asian/Pacific Islander:	0	0	0	0	0	0	0	0
Hispanic:	0	0	0	0	0	0	0	0
Total:	0	0	0	0	0	0	0	0
Female-headed Households:	0		0		0			



U.S. Department of Housing and Urban Development
Office of Community Planning and Development
Integrated Disbursement and Information System
CDBG Activity Summary Report (GPR) for Program Year 2015
GWINNETT COUNTY

Date: 04-Jan-2016
Time: 14:08
Page: 176

Income Category:

	Owner	Renter	Total	Person
Extremely Low	0	0	0	0
Low Mod	0	0	0	0
Moderate	0	0	0	0
Non Low Moderate	0	0	0	0
Total	0	0	0	0
Percent Low/Mod				

Annual Accomplishments

No data returned for this view. This might be because the applied filter excludes all data.



U.S. Department of Housing and Urban Development
 Office of Community Planning and Development
 Integrated Disbursement and Information System
 CDBG Activity Summary Report (GPR) for Program Year 2015
 GWINNETT COUNTY

Date: 04-Jan-2016
 Time: 14:08
 Page: 177

PGM Year: 2013
Project: 0001 - Grant Administration
IDIS Activity: 2151 - WFN Admin Reimbursables (4069)
Status: Completed 10/22/2015 12:00:00 AM
Location: ,
Objective:
Outcome:
Matrix Code: General Program Administration (21A) **National Objective:**

Initial Funding Date: 02/13/2015

Description:
 WFN Admin Reimbursables

Financing

	Fund Type	Grant Year	Grant	Funded Amount	Drawn In Program Year	Drawn Thru Program Year
CDBG	EN	Pre-2015		\$14,151.65	\$0.00	\$0.00
		2014	B14UC130004		\$14,151.65	\$14,151.65
Total	Total			\$14,151.65	\$14,151.65	\$14,151.65

Proposed Accomplishments

Actual Accomplishments

Number assisted:

	Owner		Renter		Total		Person	
	Total	Hispanic	Total	Hispanic	Total	Hispanic	Total	Hispanic
White:					0	0		
Black/African American:					0	0		
Asian:					0	0		
American Indian/Alaskan Native:					0	0		
Native Hawaiian/Other Pacific Islander:					0	0		
American Indian/Alaskan Native & White:					0	0		
Asian White:					0	0		
Black/African American & White:					0	0		
American Indian/Alaskan Native & Black/African American:					0	0		
Other multi-racial:					0	0		
Asian/Pacific Islander:					0	0		
Hispanic:					0	0		
Total:	0	0	0	0	0	0	0	0
Female-headed Households:					0			



U.S. Department of Housing and Urban Development
Office of Community Planning and Development
Integrated Disbursement and Information System
CDBG Activity Summary Report (GPR) for Program Year 2015
GWINNETT COUNTY

Date: 04-Jan-2016
Time: 14:08
Page: 178

Income Category:

	Owner	Renter	Total	Person
Extremely Low			0	
Low Mod			0	
Moderate			0	
Non Low Moderate			0	
Total	0	0	0	0
Percent Low/Mod				

Annual Accomplishments

No data returned for this view. This might be because the applied filter excludes all data.



U.S. Department of Housing and Urban Development
 Office of Community Planning and Development
 Integrated Disbursement and Information System
 CDBG Activity Summary Report (GPR) for Program Year 2015
 GWINNETT COUNTY

Date: 04-Jan-2016
 Time: 14:08
 Page: 179

PGM Year: 2012
Project: 0031 - Center for Pan Asian Community Services [CPACS] Fair Housing Activities
IDIS Activity: 2153 - Fair Housing Activities

Status: Open
Location: 2100 Pleasant Hill Rd Ste 360 Duluth, GA 30096-4749
Objective: Create suitable living environments
Outcome: Availability/accessibility
Matrix Code: Fair Housing Activities (if CDGS, then subject to 15% cap) (05J)
National Objective: LMC

Initial Funding Date: 05/06/2015

Description:
 Fair Housing Activities

Financing

	Fund Type	Grant Year	Grant	Funded Amount	Drawn In Program Year	Drawn Thru Program Year
CDBG	EN	Pre-2015		\$40,000.00	\$0.00	\$0.00
		2014	B14UC130004		\$36,000.00	\$36,000.00
Total	Total			\$40,000.00	\$36,000.00	\$36,000.00

Proposed Accomplishments

People (General) : 162

Actual Accomplishments

Number assisted:

	Owner		Renter		Total		Person	
	Total	Hispanic	Total	Hispanic	Total	Hispanic	Total	Hispanic
White:	0	0	0	0	0	0	2	0
Black/African American:	0	0	0	0	0	0	4	0
Asian:	0	0	0	0	0	0	29	3
American Indian/Alaskan Native:	0	0	0	0	0	0	0	0
Native Hawaiian/Other Pacific Islander:	0	0	0	0	0	0	0	0
American Indian/Alaskan Native & White:	0	0	0	0	0	0	0	0
Asian White:	0	0	0	0	0	0	0	0
Black/African American & White:	0	0	0	0	0	0	0	0
American Indian/Alaskan Native & Black/African American:	0	0	0	0	0	0	0	0
Other multi-racial:	0	0	0	0	0	0	0	0
Asian/Pacific Islander:	0	0	0	0	0	0	0	0
Hispanic:	0	0	0	0	0	0	0	0
Total:	0	0	0	0	0	0	35	3
Female-headed Households:	0		0		0			



U.S. Department of Housing and Urban Development
 Office of Community Planning and Development
 Integrated Disbursement and Information System
 CDBG Activity Summary Report (GPR) for Program Year 2015
 GWINNETT COUNTY

Date: 04-Jan-2016
 Time: 14:08
 Page: 180

Income Category:

	Owner	Renter	Total	Person
Extremely Low	0	0	0	4
Low Mod	0	0	0	9
Moderate	0	0	0	20
Non Low Moderate	0	0	0	2
Total	0	0	0	35
Percent Low/Mod				94.3%

Annual Accomplishments

Years	Accomplishment Narrative	# Benefitting
2015	As of September 15, 2015, the Center for Pan Asian Community Services has provided Fair Housing Activities to 35 individuals.	



U.S. Department of Housing and Urban Development
 Office of Community Planning and Development
 Integrated Disbursement and Information System
 CDBG Activity Summary Report (GPR) for Program Year 2015
 GWINNETT COUNTY

Date: 04-Jan-2016
 Time: 14:08
 Page: 181

PGM Year: 2014
Project: 0031 - City of Buford: Thrasher Road - Drainage Improvements
IDIS Activity: 2154 - City of Buford: Drainage Improvements

Status: Completed 10/22/2015 12:00:00 AM
Location: Thrasher Road Buford, GA 30519

Objective: Create suitable living environments
Outcome: Availability/accessibility
Matrix Code: Water/Sewer Improvements (03J) **National Objective:** LMA

Initial Funding Date: 05/06/2015

Description:
 CDBG awards \$63,000.00 to City of Buford for Drainage Improvements to Thrasher Road.

Financing

	Fund Type	Grant Year	Grant	Funded Amount	Drawn In Program Year	Drawn Thru Program Year
CDBG	EN	Pre-2015		\$63,000.00	\$0.00	\$0.00
		2014	B14UC130004		\$63,000.00	\$63,000.00
Total	Total			\$63,000.00	\$63,000.00	\$63,000.00

Proposed Accomplishments

People (General) : 8
 Total Population in Service Area: 4,035
 Census Tract Percent Low / Mod: 84.70

Annual Accomplishments

Years	Accomplishment Narrative	# Benefiting
2015	CDBG awarded \$63,000.00 to City of Buford for Drainage Improvements to Thrasher Road.	



U.S. Department of Housing and Urban Development
 Office of Community Planning and Development
 Integrated Disbursement and Information System
 CDBG Activity Summary Report (GPR) for Program Year 2015
 GWINNETT COUNTY

Date: 04-Jan-2016
 Time: 14:08
 Page: 182

PGM Year: 2014
Project: 0032 - Creative Enterprises - Accessibility Renovations
IDIS Activity: 2155 - Creative Enterprises - Accesibility Renovations

Status: Open
Location: 701 Hi Hope Ln Lawrenceville, GA 30043-4581

Objective: Create suitable living environments
Outcome: Availability/accessibility
Matrix Code: Handicapped Centers (03B) **National Objective:** LMC

Initial Funding Date: 05/06/2015

Description:
 CDBG awards \$88,046.00 for ADA renovations to Creative Enterprises, Inc.'s facility

Financing

	Fund Type	Grant Year	Grant	Funded Amount	Drawn In Program Year	Drawn Thru Program Year
CDBG	EN	Pre-2015		\$88,046.00	\$0.00	\$0.00
		2014	B14UC130004		\$88,046.00	\$88,046.00
Total	Total			\$88,046.00	\$88,046.00	\$88,046.00

Proposed Accomplishments

Public Facilities : 142

Actual Accomplishments

Number assisted:

	Owner		Renter		Total		Person	
	Total	Hispanic	Total	Hispanic	Total	Hispanic	Total	Hispanic
White:	0	0	0	0	0	0		0
Black/African American:	0	0	0	0	0	0	0	0
Asian:	0	0	0	0	0	0	0	0
American Indian/Alaskan Native:	0	0	0	0	0	0	0	0
Native Hawaiian/Other Pacific Islander:	0	0	0	0	0	0	0	0
American Indian/Alaskan Native & White:	0	0	0	0	0	0	0	0
Asian White:	0	0	0	0	0	0	0	0
Black/African American & White:	0	0	0	0	0	0	0	0
American Indian/Alaskan Native & Black/African American:	0	0	0	0	0	0	0	0
Other multi-racial:	0	0	0	0	0	0	0	0
Asian/Pacific Islander:	0	0	0	0	0	0	0	0
Hispanic:	0	0	0	0	0	0	0	0
Total:	0	0	0	0	0	0	0	0

Female-headed Households: 0



U.S. Department of Housing and Urban Development
Office of Community Planning and Development
Integrated Disbursement and Information System
CDBG Activity Summary Report (GPR) for Program Year 2015
GWINNETT COUNTY

Date: 04-Jan-2016

Time: 14:08

Page: 183

Income Category:

	Owner	Renter	Total	Person
Extremely Low	0	0	0	0
Low Mod	0	0	0	0
Moderate	0	0	0	0
Non Low Moderate	0	0	0	0
Total	0	0	0	0
Percent Low/Mod				

Annual Accomplishments

No data returned for this view. This might be because the applied filter excludes all data.



U.S. Department of Housing and Urban Development
 Office of Community Planning and Development
 Integrated Disbursement and Information System
 CDBG Activity Summary Report (GPR) for Program Year 2015
 GWINNETT COUNTY

Date: 04-Jan-2016
 Time: 14:08
 Page: 184

PGM Year: 2014
Project: 0033 - Hi-Hope Service Center - Annex Building Renovations
IDIS Activity: 2156 - Hi-Hope Service Center - Annex Building Renovations

Status: Open **Objective:** Create suitable living environments
Location: 882 Hi Hope Rd Lawrenceville, GA 30043-4543 **Outcome:** Availability/accessibility
Matrix Code: Handicapped Centers (03B) **National Objective:** LMC

Initial Funding Date: 05/06/2015

Description:

CDBG awards \$406,000.00 in reprogrammed funds to Hi-Hope Service Center to facilitate Annex Building renovations.

Financing

	Fund Type	Grant Year	Grant	Funded Amount	Drawn In Program Year	Drawn Thru Program Year
CDBG	EN	Pre-2015		\$406,000.00	\$0.00	\$0.00
		2014	B14UC130004		\$1,094.69	\$1,094.69
Total	Total			\$406,000.00	\$1,094.69	\$1,094.69

Proposed Accomplishments

Public Facilities : 80

Actual Accomplishments

Number assisted:

	Owner		Renter		Total		Person	
	Total	Hispanic	Total	Hispanic	Total	Hispanic	Total	Hispanic
White:	0	0	0	0	0	0		0
Black/African American:	0	0	0	0	0	0	0	0
Asian:	0	0	0	0	0	0	0	0
American Indian/Alaskan Native:	0	0	0	0	0	0	0	0
Native Hawaiian/Other Pacific Islander:	0	0	0	0	0	0	0	0
American Indian/Alaskan Native & White:	0	0	0	0	0	0	0	0
Asian White:	0	0	0	0	0	0	0	0
Black/African American & White:	0	0	0	0	0	0	0	0
American Indian/Alaskan Native & Black/African American:	0	0	0	0	0	0	0	0
Other multi-racial:	0	0	0	0	0	0	0	0
Asian/Pacific Islander:	0	0	0	0	0	0	0	0
Hispanic:	0	0	0	0	0	0	0	0
Total:	0	0	0	0	0	0	0	0
Female-headed Households:	0		0		0			



U.S. Department of Housing and Urban Development
Office of Community Planning and Development
Integrated Disbursement and Information System
CDBG Activity Summary Report (GPR) for Program Year 2015
GWINNETT COUNTY

Date: 04-Jan-2016

Time: 14:08

Page: 185

Income Category:

	Owner	Renter	Total	Person
Extremely Low	0	0	0	0
Low Mod	0	0	0	0
Moderate	0	0	0	0
Non Low Moderate	0	0	0	0
Total	0	0	0	0
Percent Low/Mod				

Annual Accomplishments

No data returned for this view. This might be because the applied filter excludes all data.



U.S. Department of Housing and Urban Development
 Office of Community Planning and Development
 Integrated Disbursement and Information System
 CDBG Activity Summary Report (GPR) for Program Year 2015
 GWINNETT COUNTY

Date: 04-Jan-2016
 Time: 14:08
 Page: 186

PGM Year: 2014
Project: 0034 - Good Samaritan: Building Acquisition
IDIS Activity: 2157 - Good Samartian Building Acquisition

Status: Open **Objective:** Create suitable living environments
Location: 3700 Club Dr Lawrenceville, GA 30044-2960 **Outcome:** Availability/accessibility
Matrix Code: Health Facilities (03P) **National Objective:** LMC

Initial Funding Date: 05/06/2015

Description:
 CDBG awards \$708,300.00 to the Good Samaritan Health Center of Gwinnett for building acquisition activities.

Financing

	Fund Type	Grant Year	Grant	Funded Amount	Drawn In Program Year	Drawn Thru Program Year
CDBG	EN	Pre-2015		\$708,300.00	\$0.00	\$0.00
		2014	B14UC130004		\$708,300.00	\$708,300.00
Total	Total			\$708,300.00	\$708,300.00	\$708,300.00

Proposed Accomplishments

Public Facilities : 12,362

Actual Accomplishments

Number assisted:

	Owner		Renter		Total		Person	
	Total	Hispanic	Total	Hispanic	Total	Hispanic	Total	Hispanic
White:	0	0	0	0	0	0		0
Black/African American:	0	0	0	0	0	0	0	0
Asian:	0	0	0	0	0	0	0	0
American Indian/Alaskan Native:	0	0	0	0	0	0	0	0
Native Hawaiian/Other Pacific Islander:	0	0	0	0	0	0	0	0
American Indian/Alaskan Native & White:	0	0	0	0	0	0	0	0
Asian White:	0	0	0	0	0	0	0	0
Black/African American & White:	0	0	0	0	0	0	0	0
American Indian/Alaskan Native & Black/African American:	0	0	0	0	0	0	0	0
Other multi-racial:	0	0	0	0	0	0	0	0
Asian/Pacific Islander:	0	0	0	0	0	0	0	0
Hispanic:	0	0	0	0	0	0	0	0
Total:	0	0	0	0	0	0	0	0
Female-headed Households:	0		0		0			



U.S. Department of Housing and Urban Development
Office of Community Planning and Development
Integrated Disbursement and Information System
CDBG Activity Summary Report (GPR) for Program Year 2015
GWINNETT COUNTY

Date: 04-Jan-2016

Time: 14:08

Page: 187

Income Category:

	Owner	Renter	Total	Person
Extremely Low	0	0	0	0
Low Mod	0	0	0	0
Moderate	0	0	0	0
Non Low Moderate	0	0	0	0
Total	0	0	0	0
Percent Low/Mod				

Annual Accomplishments

No data returned for this view. This might be because the applied filter excludes all data.



U.S. Department of Housing and Urban Development
 Office of Community Planning and Development
 Integrated Disbursement and Information System
 CDBG Activity Summary Report (GPR) for Program Year 2015
 GWINNETT COUNTY

Date: 04-Jan-2016
 Time: 14:08
 Page: 188

PGM Year: 2015
Project: 0023 - Homeowner Housing Rehabilitation Program
IDIS Activity: 2167 - Gwinnett County Homeowner Housing Rehabilitation Program

Status: Open **Objective:** Create suitable living environments
Location: 446 W Crogan St Ste 275 Suite 275 Lawrenceville, GA 30046-2439 **Outcome:** Availability/accessibility
Matrix Code: Rehab; Single-Unit Residential (14A) **National Objective:** LMH

Initial Funding Date: 08/21/2015

Description:

Financing

	Fund Type	Grant Year	Grant	Funded Amount	Drawn In Program Year	Drawn Thru Program Year
CDBG	EN	2015	B15UC130004	\$300,000.00	\$58,016.49	\$58,016.49
Total	Total			\$300,000.00	\$58,016.49	\$58,016.49

Proposed Accomplishments

Housing Units : 15

Actual Accomplishments

Number assisted:

	Owner		Renter		Total		Person	
	Total	Hispanic	Total	Hispanic	Total	Hispanic	Total	Hispanic
White:	0	0	0	0	0	0		0
Black/African American:	0	0	0	0	0	0	0	0
Asian:	0	0	0	0	0	0	0	0
American Indian/Alaskan Native:	0	0	0	0	0	0	0	0
Native Hawaiian/Other Pacific Islander:	0	0	0	0	0	0	0	0
American Indian/Alaskan Native & White:	0	0	0	0	0	0	0	0
Asian White:	0	0	0	0	0	0	0	0
Black/African American & White:	0	0	0	0	0	0	0	0
American Indian/Alaskan Native & Black/African American:	0	0	0	0	0	0	0	0
Other multi-racial:	0	0	0	0	0	0	0	0
Asian/Pacific Islander:	0	0	0	0	0	0	0	0
Hispanic:	0	0	0	0	0	0	0	0
Total:	0	0	0	0	0	0	0	0
Female-headed Households:	0		0		0			



U.S. Department of Housing and Urban Development
Office of Community Planning and Development
Integrated Disbursement and Information System
CDBG Activity Summary Report (GPR) for Program Year 2015
GWINNETT COUNTY

Date: 04-Jan-2016
Time: 14:08
Page: 189

Income Category:

	Owner	Renter	Total	Person
Extremely Low	0	0	0	0
Low Mod	0	0	0	0
Moderate	0	0	0	0
Non Low Moderate	0	0	0	0
Total	0	0	0	0
Percent Low/Mod				

Annual Accomplishments

No data returned for this view. This might be because the applied filter excludes all data.



U.S. Department of Housing and Urban Development
 Office of Community Planning and Development
 Integrated Disbursement and Information System
 CDBG Activity Summary Report (GPR) for Program Year 2015
 GWINNETT COUNTY

Date: 04-Jan-2016
 Time: 14:08
 Page: 190

PGM Year: 2015
Project: 0010 - Building Improvements: Youth Centers
IDIS Activity: 2168 - City of Buford - Building Renovation (Outdoor Activities) - Buford Youth Community Center
Status: Open **Objective:** Create suitable living environments
Location: 171 Bona Rd Buford, GA 30518-2903 **Outcome:** Availability/accessibility
Matrix Code: Youth Centers (03D) **National Objective:** LMC

Initial Funding Date: 08/21/2015

Description:

Financing

	Fund Type	Grant Year	Grant	Funded Amount	Drawn In Program Year	Drawn Thru Program Year
CDBG	EN	2015	B15UC130004	\$30,000.00	\$0.00	\$0.00
Total	Total			\$30,000.00	\$0.00	\$0.00

Proposed Accomplishments

Public Facilities : 400

Actual Accomplishments

Number assisted:

	Owner		Renter		Total		Person	
	Total	Hispanic	Total	Hispanic	Total	Hispanic	Total	Hispanic
White:	0	0	0	0	0	0		0
Black/African American:	0	0	0	0	0	0	0	0
Asian:	0	0	0	0	0	0	0	0
American Indian/Alaskan Native:	0	0	0	0	0	0	0	0
Native Hawaiian/Other Pacific Islander:	0	0	0	0	0	0	0	0
American Indian/Alaskan Native & White:	0	0	0	0	0	0	0	0
Asian White:	0	0	0	0	0	0	0	0
Black/African American & White:	0	0	0	0	0	0	0	0
American Indian/Alaskan Native & Black/African American:	0	0	0	0	0	0	0	0
Other multi-racial:	0	0	0	0	0	0	0	0
Asian/Pacific Islander:	0	0	0	0	0	0	0	0
Hispanic:	0	0	0	0	0	0	0	0
Total:	0	0	0	0	0	0	0	0
Female-headed Households:	0		0		0			



U.S. Department of Housing and Urban Development
Office of Community Planning and Development
Integrated Disbursement and Information System
CDBG Activity Summary Report (GPR) for Program Year 2015
GWINNETT COUNTY

Date: 04-Jan-2016

Time: 14:08

Page: 191

Income Category:

	Owner	Renter	Total	Person
Extremely Low	0	0	0	0
Low Mod	0	0	0	0
Moderate	0	0	0	0
Non Low Moderate	0	0	0	0
Total	0	0	0	0
Percent Low/Mod				

Annual Accomplishments

No data returned for this view. This might be because the applied filter excludes all data.



U.S. Department of Housing and Urban Development
 Office of Community Planning and Development
 Integrated Disbursement and Information System
 CDBG Activity Summary Report (GPR) for Program Year 2015
 GWINNETT COUNTY

Date: 04-Jan-2016
 Time: 14:08
 Page: 192

PGM Year: 2015
Project: 0007 - Infrastructure Improvements: Street Improvements
IDIS Activity: 2169 - City of Buford - Street Improvements - West Main St

Status: Open **Objective:** Create suitable living environments
Location: 2300 Buford Hwy Buford, GA 30518-6044 **Outcome:** Availability/accessibility
Matrix Code: Street Improvements (03K) **National Objective:** LMA

Initial Funding Date: 08/21/2015

Description:

Financing

	Fund Type	Grant Year	Grant	Funded Amount	Drawn In Program Year	Drawn Thru Program Year
CDBG	EN	2015	B15UC130004	\$60,000.00	\$60,000.00	\$60,000.00
Total	Total			\$60,000.00	\$60,000.00	\$60,000.00

Proposed Accomplishments

People (General) : 1,850
 Total Population in Service Area: 2,120
 Census Tract Percent Low / Mod: 73.82

Annual Accomplishments

No data returned for this view. This might be because the applied filter excludes all data.



U.S. Department of Housing and Urban Development
 Office of Community Planning and Development
 Integrated Disbursement and Information System
 CDBG Activity Summary Report (GPR) for Program Year 2015
 GWINNETT COUNTY

Date: 04-Jan-2016
 Time: 14:08
 Page: 193

PGM Year: 2015
Project: 0024 - Infrastructure Improvements: Storm Drainage Improvements
IDIS Activity: 2170 - City of Buford - Storm Drainage Improvements - West Park Street

Status: Open
Location: 2300 Buford Hwy Buford, GA 30518-6044
Objective: Create suitable living environments
Outcome: Availability/accessibility
Matrix Code: Flood Drainage Improvements (031) **National Objective:** LMA

Initial Funding Date: 08/21/2015

Description:

Financing

	Fund Type	Grant Year	Grant	Funded Amount	Drawn In Program Year	Drawn Thru Program Year
CDBG	EN	2015	B15UC130004	\$30,000.00	\$30,000.00	\$30,000.00
Total	Total			\$30,000.00	\$30,000.00	\$30,000.00

Proposed Accomplishments

Public Facilities : 6
 Total Population in Service Area: 2,120
 Census Tract Percent Low / Mod: 73.82

Annual Accomplishments

No data returned for this view. This might be because the applied filter excludes all data.



U.S. Department of Housing and Urban Development
 Office of Community Planning and Development
 Integrated Disbursement and Information System
 CDBG Activity Summary Report (GPR) for Program Year 2015
 GWINNETT COUNTY

Date: 04-Jan-2016
 Time: 14:08
 Page: 194

PGM Year: 2015
Project: 0025 - Building Acquisition: Expansion of Good Samaritan Health Center
IDIS Activity: 2171 - Good Samaritan - Building Acquisition/Expansion of Health Center
Status: Open **Objective:** Create suitable living environments
Location: 3700 Club Dr Lawrenceville, GA 30044-2960 **Outcome:** Availability/accessibility
Matrix Code: Acquisition of Real Property (01) **National Objective:** LMC

Initial Funding Date: 08/21/2015

Description:

Financing

	Fund Type	Grant Year	Grant	Funded Amount	Drawn In Program Year	Drawn Thru Program Year
CDBG	EN	2015	B15UC130004	\$957,303.00	\$352,127.38	\$352,127.38
Total	Total			\$957,303.00	\$352,127.38	\$352,127.38

Proposed Accomplishments

People (General) : 11,126

Actual Accomplishments

Number assisted:

	Owner		Renter		Total		Person	
	Total	Hispanic	Total	Hispanic	Total	Hispanic	Total	Hispanic
White:	0	0	0	0	0	0		0
Black/African American:	0	0	0	0	0	0	0	0
Asian:	0	0	0	0	0	0	0	0
American Indian/Alaskan Native:	0	0	0	0	0	0	0	0
Native Hawaiian/Other Pacific Islander:	0	0	0	0	0	0	0	0
American Indian/Alaskan Native & White:	0	0	0	0	0	0	0	0
Asian White:	0	0	0	0	0	0	0	0
Black/African American & White:	0	0	0	0	0	0	0	0
American Indian/Alaskan Native & Black/African American:	0	0	0	0	0	0	0	0
Other multi-racial:	0	0	0	0	0	0	0	0
Asian/Pacific Islander:	0	0	0	0	0	0	0	0
Hispanic:	0	0	0	0	0	0	0	0
Total:	0	0	0	0	0	0	0	0
Female-headed Households:	0		0		0			



U.S. Department of Housing and Urban Development
Office of Community Planning and Development
Integrated Disbursement and Information System
CDBG Activity Summary Report (GPR) for Program Year 2015
GWINNETT COUNTY

Date: 04-Jan-2016
Time: 14:08
Page: 195

Income Category:

	Owner	Renter	Total	Person
Extremely Low	0	0	0	0
Low Mod	0	0	0	0
Moderate	0	0	0	0
Non Low Moderate	0	0	0	0
Total	0	0	0	0
Percent Low/Mod				

Annual Accomplishments

No data returned for this view. This might be because the applied filter excludes all data.



U.S. Department of Housing and Urban Development
 Office of Community Planning and Development
 Integrated Disbursement and Information System
 CDBG Activity Summary Report (GPR) for Program Year 2015
 GWINNETT COUNTY

Date: 04-Jan-2016
 Time: 14:08
 Page: 196

PGM Year: 2015
Project: 0023 - Homeowner Housing Rehabilitation Program
IDIS Activity: 2179 - CDBG Program Income

Status: Open
Location: 446 W Crogan St Ste 275 Suite 275 Lawrenceville, GA 30046-2439

Objective: Create suitable living environments
Outcome: Availability/accessibility
Matrix Code: Rehab; Single-Unit Residential (14A) **National Objective:** LMH

Initial Funding Date: 09/10/2015

Description:
 Gwinnett County will use program income, estimated \$50,000, (if received) to rehabilitation homes to be occupied by eligible low- and moderate-income homeowners. The rehabilitation will occur using loans. The Homeowner Housing Rehabilitation Program operates on a countywide basis. Program income received will be utilized for Housing Rehabilitation Service Delivery costs and/or individual rehab loans.

Financing

	Fund Type	Grant Year	Grant	Funded Amount	Drawn In Program Year	Drawn Thru Program Year
CDBG	PI	Pre-2015		\$80,750.97	\$0.00	\$0.00
		2013	B13UC130004		\$1,453.78	\$1,453.78
Total	Total			\$80,750.97	\$1,453.78	\$1,453.78

Proposed Accomplishments

Housing Units : 5

Actual Accomplishments

Number assisted:	Owner		Renter		Total		Person	
	Total	Hispanic	Total	Hispanic	Total	Hispanic	Total	Hispanic
White:	0	0	0	0	0	0		0
Black/African American:	0	0	0	0	0	0	0	0
Asian:	0	0	0	0	0	0	0	0
American Indian/Alaskan Native:	0	0	0	0	0	0	0	0
Native Hawaiian/Other Pacific Islander:	0	0	0	0	0	0	0	0
American Indian/Alaskan Native & White:	0	0	0	0	0	0	0	0
Asian White:	0	0	0	0	0	0	0	0
Black/African American & White:	0	0	0	0	0	0	0	0
American Indian/Alaskan Native & Black/African American:	0	0	0	0	0	0	0	0
Other multi-racial:	0	0	0	0	0	0	0	0
Asian/Pacific Islander:	0	0	0	0	0	0	0	0
Hispanic:	0	0	0	0	0	0	0	0



U.S. Department of Housing and Urban Development
Office of Community Planning and Development
Integrated Disbursement and Information System
CDBG Activity Summary Report (GPR) for Program Year 2015
GWINNETT COUNTY

Date: 04-Jan-2016

Time: 14:08

Page: 197

Total:	0	0	0	0	0	0	0	0
---------------	----------	----------	----------	----------	----------	----------	----------	----------

Female-headed Households:	0		0		0			
---------------------------	---	--	---	--	---	--	--	--

Income Category:

	Owner	Renter	Total	Person
Extremely Low	0	0	0	0
Low Mod	0	0	0	0
Moderate	0	0	0	0
Non Low Moderate	0	0	0	0
Total	0	0	0	0
Percent Low/Mod				

Annual Accomplishments

No data returned for this view. This might be because the applied filter excludes all data.



U.S. Department of Housing and Urban Development
 Office of Community Planning and Development
 Integrated Disbursement and Information System
 CDBG Activity Summary Report (GPR) for Program Year 2015
 GWINNETT COUNTY

Date: 04-Jan-2016
 Time: 14:08
 Page: 198

PGM Year: 2014
Project: 0003 - Grant Administration
IDIS Activity: 2195 - WFN Admin (4064) Program Management

Status: Open
Location: ,

Objective:
Outcome:
Matrix Code: General Program Administration (21A) **National Objective:**

Initial Funding Date: 09/08/2015

Description:

Overall planning and administration of the CDBG program by the County Department of Financial Services and a Program Management Firm with which the County contracts for Program Administration.
 This activity will be utilized for the tracking of program management fees under the program management firm contract.

Financing

	Fund Type	Grant Year	Grant	Funded Amount	Drawn In Program Year	Drawn Thru Program Year
CDBG	EN	Pre-2015		\$250,338.97	\$0.00	\$0.00
Total	Total			\$250,338.97	\$0.00	\$0.00

Proposed Accomplishments

Actual Accomplishments

Number assisted:

	Owner		Renter		Total		Person	
	Total	Hispanic	Total	Hispanic	Total	Hispanic	Total	Hispanic
White:					0	0		
Black/African American:					0	0		
Asian:					0	0		
American Indian/Alaskan Native:					0	0		
Native Hawaiian/Other Pacific Islander:					0	0		
American Indian/Alaskan Native & White:					0	0		
Asian White:					0	0		
Black/African American & White:					0	0		
American Indian/Alaskan Native & Black/African American:					0	0		
Other multi-racial:					0	0		
Asian/Pacific Islander:					0	0		
Hispanic:					0	0		
Total:	0	0	0	0	0	0	0	0
Female-headed Households:					0			



U.S. Department of Housing and Urban Development
Office of Community Planning and Development
Integrated Disbursement and Information System
CDBG Activity Summary Report (GPR) for Program Year 2015
GWINNETT COUNTY

Date: 04-Jan-2016
Time: 14:08
Page: 199

Income Category:

	Owner	Renter	Total	Person
Extremely Low			0	
Low Mod			0	
Moderate			0	
Non Low Moderate			0	
Total	0	0	0	0
Percent Low/Mod				

Annual Accomplishments

No data returned for this view. This might be because the applied filter excludes all data.



U.S. Department of Housing and Urban Development
 Office of Community Planning and Development
 Integrated Disbursement and Information System
 CDBG Activity Summary Report (GPR) for Program Year 2015
 GWINNETT COUNTY

Date: 04-Jan-2016
 Time: 14:08
 Page: 200

PGM Year: 2014
Project: 0003 - Grant Administration
IDIS Activity: 2196 - WFN Admin Reimbursables (4069)
Status: Canceled 10/15/2015 2:42:22 PM
Location: ,
Objective:
Outcome:
Matrix Code: General Program Administration (21A) **National Objective:**

Initial Funding Date: 09/08/2015

Description:
 WFN Admin Reimbursables

Financing
 No data returned for this view. This might be because the applied filter excludes all data.

Proposed Accomplishments

Actual Accomplishments

<i>Number assisted:</i>	Owner		Renter		Total		Person	
	Total	Hispanic	Total	Hispanic	Total	Hispanic	Total	Hispanic
White:					0	0		
Black/African American:					0	0		
Asian:					0	0		
American Indian/Alaskan Native:					0	0		
Native Hawaiian/Other Pacific Islander:					0	0		
American Indian/Alaskan Native & White:					0	0		
Asian White:					0	0		
Black/African American & White:					0	0		
American Indian/Alaskan Native & Black/African American:					0	0		
Other multi-racial:					0	0		
Asian/Pacific Islander:					0	0		
Hispanic:					0	0		
Total:	0	0	0	0	0	0	0	0



U.S. Department of Housing and Urban Development
Office of Community Planning and Development
Integrated Disbursement and Information System
CDBG Activity Summary Report (GPR) for Program Year 2015
GWINNETT COUNTY

Date: 04-Jan-2016
Time: 14:08
Page: 201

Female-headed Households:

0

Income Category:

	Owner	Renter	Total	Person
Extremely Low			0	
Low Mod			0	
Moderate			0	
Non Low Moderate			0	
Total	0	0	0	0
Percent Low/Mod				

Annual Accomplishments

No data returned for this view. This might be because the applied filter excludes all data.



U.S. Department of Housing and Urban Development
Office of Community Planning and Development
Integrated Disbursement and Information System
CDBG Activity Summary Report (GPR) for Program Year 2015
GWINNETT COUNTY

Date: 04-Jan-2016

Time: 14:08

Page: 202

Total Funded Amount:	\$34,538,272.29
Total Drawn Thru Program Year:	\$29,413,224.96
Total Drawn In Program Year:	\$5,452,825.94

PR06 – Summary of Consolidated Plan Projects

U.S. DEPARTMENT OF HOUSING AND
URBAN DEVELOPMENT
OFFICE OF COMMUNITY PLANNING AND
DEVELOPMENT
PR06 - Summary of Consolidated Plan
Projects for Report Year

DATE: 1/4/2016
TIME: 2:11:30 PM
PAGE: 1/6

IDIS

Plan IDIS
Year Project **Project Title and Description**

2015 1	Grant Administration
2	Housing Rehabilitation Administration
3	Housing Admin Services - DPA Program
4	Housing Services Delivery Costs
5	Building Improvements: Lawrenceville Housing Authority Facilities
6	Infrastructure Improvements: Water/Sewer Improvements
7	Infrastructure Improvements: Street Improvements
8	Accessibility Improvements: Handicapped Centers
9	Building Improvements: Child Care Centers
10	Building Improvements: Youth Centers
11	Infrastructure Improvements: Sidewalks Improvements
12	Public Services: Operating Costs of Homeless Programs
13	Public Services: Handicapped Services
14	Public Services: Services for Battered and Abused Spouses
15	Public Services: Health Services
16	Public Services: Housing Counseling
18	CHDO Operating Funds
19	CHDO Reserve Funds
20	Transitional Housing Program Services
21	Acquisition/Rehabilitation/Disposition of Single-Family (Attached/Detached) Homes
22	Hearth Act Emergency Solutions Grant
23	Homeowner Housing Rehabilitation Program

U.S. DEPARTMENT OF HOUSING AND
URBAN DEVELOPMENT
OFFICE OF COMMUNITY PLANNING AND
DEVELOPMENT

DATE: 1/4/2016
TIME: 2:11:30 PM
PAGE: 2/6

PR06 - Summary of Consolidated Plan
Projects for Report Year

IDIS

Project Title and Description	Program	Project Estimate	Committed Amount	Amount Drawn Thru Report Year	Amount Available to Draw
Overall grant program administration, including (but not limited to) salaries, wages, and related costs of grantee staff or others engaged in program management, monitoring, and evaluation.	CDBG	\$500,000.00	\$500,000.00	\$0.00	\$500,000.00
Professional services directly related to carrying out housing rehabilitation activities.	HOME	\$142,585.00	\$142,585.00	\$0.00	\$142,585.00
CDBG funding of administrative costs for HOME Program activities eligible under 570.206(i)(2).	CDBG	\$93,000.00	\$93,000.00	\$0.00	\$93,000.00
Service Delivery Costs for housing programs funded by both CDBG & HOME funding.	CDBG	\$70,000.00	\$70,000.00	\$0.00	\$70,000.00
Rehabilitation of housing units owned/operated by a public housing authority (PHA).	CDBG	\$50,000.00	\$50,000.00	\$8,150.00	\$41,850.00
Installation or replacement of water lines, sanitary sewers, storm sewers, and fire hydrants.	CDBG	\$177,400.00	\$177,400.00	\$131,462.00	\$45,938.00
Installation or repair of streets, street drains, storm drains, curbs and gutters, tunnels, bridges, and traffic lights/signs.	CDBG	\$718,000.00	\$718,000.00	\$698,384.95	\$19,615.05
Acquisition, construction, or rehabilitation of centers, group homes, and other facilities for the handicapped.	CDBG	\$654,000.00	\$714,000.00	\$593,930.00	\$120,070.00
Acquisition, construction, or rehabilitation of facilities intended primarily for children age 12 and under.	CDBG	\$515,446.00	\$515,446.00	\$262,083.80	\$253,362.20
Acquisition, construction, or rehabilitation of facilities intended primarily for young people age 13 to 19. These include playground and recreational facilities that are part of a youth center.	CDBG	\$11,504.00	\$11,504.00	\$0.00	\$11,504.00
Improvement to sidewalks.	CDBG	\$245,000.00	\$275,000.00	\$0.00	\$275,000.00
Costs associated with the operation of programs for the homeless, such as staff costs, utilities, maintenance, and insurance.	CDBG	\$227,000.00	\$227,000.00	\$226,660.00	\$340.00
Services for the handicapped, regardless of age.	CDBG	\$147,665.00	\$147,665.00	\$130,182.05	\$17,482.95
Services for battered and abused spouses and their families.	CDBG	\$231,349.00	\$231,349.00	\$231,349.00	\$0.00
Services addressing the physical health needs of residents of the community.	CDBG	\$67,500.00	\$67,500.00	\$39,464.62	\$28,035.38
Housing counseling for renters, homeowners, and/or potential new homebuyers that is provided as an independent public service.	CDBG	\$98,125.00	\$98,125.00	\$14,400.00	\$83,725.00
Operating funds set aside for use by Gwinnett County's Community Housing Development Organization.	CDBG	\$67,184.00	\$67,184.00	\$51,317.03	\$15,866.97
CHDO Reserve funds set aside for use by Gwinnett County's Community Housing Development Organization for the acquisition, rehabilitation, and disposition of affordable single-family homes to income-eligible participants.	HOME	\$50,000.00	\$0.00	\$0.00	\$0.00
Transitional Housing Program Services - to include the acquisition and rehabilitation of housing units to be utilized for rental and supportive housing services for extremely low-income residents of Gwinnett County.	HOME	\$213,879.00	\$0.00	\$0.00	\$0.00
Costs associated with the acquisition, rehabilitation, and disposition of affordable single-family (attached/detached) housing to income-eligible program participants.	HOME	\$406,464.00	\$0.00	\$0.00	\$0.00
Gwinnett County will utilize its Emergency Solutions Grant Program to reduce and prevent homelessness. Program components funded includes: Emergency Shelter (\$272,679), Rapid Re-Housing (\$83,221), Homelessness Prevention (\$55,482), Homeless Management Information System (\$9,000), and Administration (\$34,084).	HOME	\$612,926.00	\$0.00	\$0.00	\$0.00
Gwinnett County's Homeowner Housing Rehabilitation Program provides income-eligible households with financial assistance to conduct necessary repairs to their homes.	HESG	\$454,466.00	\$454,466.00	\$218,003.95	\$236,462.05
	CDBG	\$300,000.00	\$380,750.97	\$126,647.67	\$254,103.30

U.S. DEPARTMENT OF HOUSING AND
URBAN DEVELOPMENT
OFFICE OF COMMUNITY PLANNING AND
DEVELOPMENT
PR06 - Summary of Consolidated Plan
Projects for Report Year

DATE: 1/4/2016
TIME: 2:11:30 PM
PAGE: 3/6

IDIS

**Amount
Drawn in
Report Year**

\$0.00

\$0.00
\$0.00
\$0.00
\$8,150.00
\$131,462.00
\$698,384.95
\$593,930.00
\$262,083.80
\$0.00
\$0.00

\$226,660.00
\$130,182.05

\$231,349.00
\$39,464.62
\$14,400.00
\$51,317.03

\$0.00
\$0.00

\$0.00

\$0.00

\$218,003.95

\$126,647.67

U.S. DEPARTMENT OF HOUSING AND
URBAN DEVELOPMENT
OFFICE OF COMMUNITY PLANNING AND
DEVELOPMENT
PR06 - Summary of Consolidated Plan
Projects for Report Year

DATE: 1/4/2016
TIME: 2:11:30 PM
PAGE: 4/6

IDIS

Plan IDIS
Year Project **Project Title and Description**

2015 24	Infrastructure Improvements: Storm Drainage Improvements
25	Building Acquisition: Expansion of Good Samaritan Health Center
26	Homeowner Housing Rehabilitation
27	Good Samaritan Building Acquisition

U.S. DEPARTMENT OF HOUSING AND
 URBAN DEVELOPMENT
 OFFICE OF COMMUNITY PLANNING AND
 DEVELOPMENT

DATE: 1/4/2016
 TIME: 2:11:30 PM
 PAGE: 5/6

PR06 - Summary of Consolidated Plan
 Projects for Report Year

IDIS

Project Title and Description	Program	Project Estimate	Committed Amount	Amount Drawn Thru Report Year	Amount Available to Draw
Infrastructure improvements to include storm drainage improvements benefiting income-eligible project service areas.	CDBG	\$30,000.00	\$30,000.00	\$30,000.00	\$0.00
Building Acquisition of a new facility to allow for the expansion of the Good Samaritan Health Center to meet a growing need for free or reduced cost medical services for low-income individuals and families in Gwinnett County.	CDBG	\$957,303.00	\$957,303.00	\$352,127.38	\$605,175.62
Homeowner Housing Rehabilitation program administration will facilitate repairs to income-eligible homeowners's homes.	CDBG	\$300,000.00	\$0.00	\$0.00	\$0.00
Good Samaritan will utilize CDBG funding to acquire real property to facilitate the expansion of the Good Samaritan Health Center.	CDBG	\$957,303.00	\$0.00	\$0.00	\$0.00

U.S. DEPARTMENT OF HOUSING AND
URBAN DEVELOPMENT
OFFICE OF COMMUNITY PLANNING AND
DEVELOPMENT
PR06 - Summary of Consolidated Plan
Projects for Report Year

DATE: 1/4/2016
TIME: 2:11:30 PM
PAGE: 6/6

IDIS

**Amount
Drawn in
Report Year**

\$30,000.00

\$352,127.38

\$0.00

\$0.00

PR09 – Program Income Details

U.S. Department of Housing and Urban Development
 Office of Community Planning and Development
 Integrated Disbursement and Information System
 Program Income Details by Fiscal Year and Program
 GWINNETT COUNTY,GA

Report for Program:CDBG, HOME, ESG

*Data Only Provided for Time Period Queried:01-01-1900 to 01-04-2016

Program Year	Program	Associated Grant Number	Fund Type	Estimated Income for Year	Transaction	Voucher #	Voucher Created	Voucher Type	IDIS Proj. ID	IDIS Actv. ID	Matrix Code	Received/Drawn Amount	
1997	CDBG	B97UC130004	PI	50,000.00									
					RECEIPTS								
						4688 -001	12-29-97					1,944.00	
						7615 -007	04-03-98		11	217	14A	6,825.00	
						12342 -001	08-05-98		1	258	01	10,000.00	
						17877 -001	12-07-98		1	258	01	7,500.00	
						26384 -001	06-21-99		1	258	01	10,449.99	
						38362 -001	03-06-00		1	258	01	8,050.01	
					DRAWS								
						161942-001	12-29-97	PY	11	176	14A	1,944.00	
						190911-001	04-23-98	PY	11	217	14A	6,825.00	
						224605-001	08-05-98	PY	1	258	01	10,000.00	
						257188-001	12-07-98	PY	1	258	01	7,500.00	
						308419-001	06-21-99	PY	1	258	01	10,449.99	
						398661-001	03-07-00	PY	10	295	05	2,500.00	
						398661-002	03-07-00	PY	1	258	01	5,550.01	
												PI Receipts	44,769.00
												PI Draws	44,769.00
												PI Balance	0.00
1997	CDBG											Total CDBG Receipts*:	44,769.00
												Total CDBG Draws against Receipts*:	44,769.00
												Total CDBG Receipt Fund Balance*:	0.00

Program Year	Program	Associated Grant Number	Fund Type	Estimated Income for Year	Transaction	Voucher #	Voucher Created	Voucher Type	IDIS Proj. ID	IDIS Actv. ID	Matrix Code	Receipted/Drawn Amount	
1998	CDBG	B98UC130004	PI	14,730.20									
					RECEIPTS								
						8454 -001	04-27-98		10	219	14A	14,730.20	
						8455 -001	04-27-98		11	217	14A	5,837.42	
						8456 -001	04-27-98		2	122	14A	3,331.48	
						8457 -001	04-27-98		2	86	14F	101.48	
						12320 -001	08-04-98		10	219	14A	16,580.00	
						13411 -001	09-01-98		10	219	14A	297.50	
						17879 -001	12-07-98		10	219	14A	5,547.00	
						26385 -001	06-21-99		10	219	14A	8,954.55	
						38365 -001	03-07-00		10	295	05	2,500.00	
					DRAWS								
						191643-001	04-27-98	PY	2	86	14F	101.48	
						191643-002	04-27-98	PY	2	122	14A	3,331.48	
						191643-003	04-27-98	PY	11	217	14A	5,837.42	
						191650-001	04-27-98	PY	10	219	14A	14,730.20	
						224216-001	08-04-98	PY	10	219	14A	16,580.00	
						231658-001	09-01-98	PY	10	219	14A	297.50	
						257188-002	12-07-98	PY	10	219	14A	5,547.00	
						308423-001	06-21-99	PY	10	219	14A	8,954.55	
						398661-003	03-07-00	PY	1	258	01	2,500.00	
											PI Receipts	57,879.63	
											PI Draws	57,879.63	
											PI Balance	0.00	
1998	CDBG										Total CDBG Receipts*:	57,879.63	
											Total CDBG Draws against Receipts*:	57,879.63	
											Total CDBG Receipt Fund Balance*:	0.00	

1999 CDBG B99UC130004 PI 100,000.00

Program Year	Program	Associated Grant Number	Fund Type	Estimated Income for Year	Transaction	Voucher #	Voucher Created	Voucher Type	IDIS Proj. ID	IDIS Actv. ID	Matrix Code	Receipted/Drawn Amount	
RECEIPTS													
						26386 -001	06-21-99		15	296	14A	58,391.33	
						34963 -001	12-20-99		15	296	14A	10,000.00	
						34969 -001	12-20-99		15	296	14A	28,556.01	
						37352 -001	02-10-00		15	296	14A	6,000.00	
DRAWS													
						308432-001	06-21-99	PY	15	296	14A	58,391.33	
						369527-001	12-20-99	PY	15	296	14A	10,000.00	
						369534-001	12-20-99	PY	15	296	14A	28,556.01	
						388907-001	02-10-00	PY	15	296	14A	6,000.00	
										PI Receipts	102,947.34		
										PI Draws	102,947.34		
										PI Balance	0.00		
1999	CDBG											Total CDBG Receipts*:	102,947.34
										Total CDBG Draws against Receipts*:	102,947.34		
										Total CDBG Receipt Fund Balance*:	0.00		
2000	CDBG	B00UC130004	PI	100,000.00									
RECEIPTS													
						43055 -001	06-13-00		3	323	14A	10,305.99	
						52058 -001	11-17-00		3	323	14A	43,968.08	
						55276 -001	01-22-01		3	323	14A	15,890.82	
						64274 -001	06-15-01		3	323	14A	232.50	
						87763 -001	05-22-02		5	409	14A	48,904.29	
						97789 -001	10-11-02		5	409	14A	3,545.23	
DRAWS													
						510042-001	06-13-00	PY	3	323	14A	10,305.99	
						574651-001	11-17-00	PY	3	323	14A	43,968.08	
						594738-001	01-22-01	PY	3	323	14A	12,913.02	
						682282-001	10-08-01	PY	10	381	14A	3,210.30	

Program Year	Program	Associated Grant Number	Fund Type	Estimated Income for Year	Transaction	Voucher #	Voucher Created	Voucher Type	IDIS Proj. ID	IDIS Actv. ID	Matrix Code	Received/Drawn Amount
						766533-001	06-07-02	PY	10	381	14A	9,444.57
						811136-001	10-11-02	PY	5	409	14A	43,004.95
											PI Receipts	122,846.91
											PI Draws	122,846.91
											PI Balance	0.00
2000	CDBG										Total CDBG Receipts*:	122,846.91
											Total CDBG Draws against Receipts*:	122,846.91
											Total CDBG Receipt Fund Balance*:	0.00
2001	CDBG	B01UC130004	PI	80,000.00								
											RECEIPTS	
						64273 -001	06-15-01		3	323	14A	61,745.41
						75895 -001	01-15-02		10	381	14A	66,104.51
						87764 -001	05-22-02		29	410	14A	4,182.24
						97790 -001	10-11-02		29	410	14A	2,973.14
											DRAWS	
						682282-002	10-08-01	PY	10	381	14A	47,971.05
						716210-001	01-17-02	PY	10	381	14A	24,900.00
						730297-001	02-27-02	PY	10	381	14A	37,511.50
						750495-001	04-23-02	PY	10	381	14A	4,812.50
						811136-002	10-11-02	PY	5	409	14A	9,444.57
						811136-003	10-11-02	PY	29	410	14A	7,155.38
						811136-004	10-11-02	PY	11	445	14A	3,210.30
											PI Receipts	135,005.30
											PI Draws	135,005.30
											PI Balance	0.00
2001	CDBG										Total CDBG Receipts*:	135,005.30
											Total CDBG Draws against Receipts*:	135,005.30
											Total CDBG Receipt Fund Balance*:	0.00

Program Year	Program	Associated Grant Number	Fund Type	Estimated Income for Year	Transaction	Voucher #	Voucher Created	Voucher Type	IDIS Proj. ID	IDIS Actv. ID	Matrix Code	Receipted/Drawn Amount
2001	HOME	M01UC130210	PI	30,500.00								
					RECEIPTS							
						91780 -001	07-25-02					23,406.65
						109228-001	04-03-03					7,075.95
			PI		DRAWS							
						870073-001	04-03-03	PY	36	497		23,406.65
						870078-001	04-03-03	PY	36	497		4,018.35
						870078-002	04-03-03	PY	6	518		3,057.60
											Receipts	30,482.60
											PI Draws	30,482.60
											PA Draws	0.00
											Balance	0.00
2001	HOME	M01UC130210									Total Local Account Receipts	30,482.60
											Total Local Account Draws	30,482.60
											Total Local Account Balance	0.00
2002	CDBG	B02UC130004	PI	130,000.00								
					RECEIPTS							
						87175 -001	05-10-02		11	445	14A	12,805.00
						88646 -001	06-06-02		11	445	14A	4,702.41
						91576 -001	07-22-02		11	445	14A	7,175.60
						97794 -001	10-11-02		11	445	14A	9,500.00
						99282 -001	11-01-02		11	445	14A	36,351.76
						102643-001	12-20-02		11	445	14A	29,240.11
					DRAWS							
						811136-005	10-11-02	PY	11	445	14A	30,972.71
						819332-001	11-05-02	PY	11	445	14A	6,425.00
						836540-001	12-24-02	PY	11	445	14A	52,240.00
						839461-001	01-07-03	PY	11	445	14A	4,000.00

Program Year	Program	Associated Grant Number	Fund Type	Estimated Income for Year	Transaction	Voucher #	Voucher Created	Voucher Type	IDIS Proj. ID	IDIS Actv. ID	Matrix Code	Receipted/Drawn Amount
						869780-001	04-02-03	PY	11	445	14A	2,926.87
						928655-001	09-16-03	PY	15	584	14A	3,210.30
											PI Receipts	99,774.88
											PI Draws	99,774.88
											PI Balance	0.00
2002	CDBG										Total CDBG Receipts*:	99,774.88
											Total CDBG Draws against Receipts*:	99,774.88
											Total CDBG Receipt Fund Balance*:	0.00
2002	HOME	M02UC130210	PI	130,000.00								
					RECEIPTS							
						87149 -001	05-09-02		2	6	21A	23,373.70
						101297-001	12-05-02					28,875.04
						102644-001	12-20-02					5,844.79
			PI		DRAWS							
						870078-003	04-03-03	PY	6	518		32,457.40
						870078-004	04-03-03	PY	39	520		18,560.18
						966549-001	12-30-03	PY	24	585		7,075.95
											Receipts	58,093.53
											PI Draws	58,093.53
											PA Draws	0.00
											Balance	0.00
2002	HOME	M02UC130210									Total Local Account Receipts	58,093.53
											Total Local Account Draws	58,093.53
											Total Local Account Balance	0.00
2003	CDBG	B03UC130004	PI	140,000.00								
					RECEIPTS							

Program Year	Program	Associated Grant Number	Fund Type	Estimated Income for Year	Transaction	Voucher #	Voucher Created	Voucher Type	IDIS Proj. ID	IDIS Actv. ID	Matrix Code	Receipted/Drawn Amount
						116502-001	07-17-03		15	584	14A	28,880.70
						119969-001	09-04-03					4,614.00
						127859-001	12-30-03		15	584	14A	20,251.28
					DRAWS							
						928655-002	09-16-03	PY	15	584	14A	23,244.22
						1040893-001	07-27-04	PY	9	662	14A	3,210.30
						1065988-001	10-08-04	PY	15	584	14A	27,291.46
											PI Receipts	53,745.98
											PI Draws	53,745.98
											PI Balance	0.00
2003	CDBG										Total CDBG Receipts*:	53,745.98
											Total CDBG Draws against Receipts*:	53,745.98
											Total CDBG Receipt Fund Balance*:	0.00
2003	HOME	M03UC130210	PI	100,000.00								
					RECEIPTS							
						116537-001	07-17-03		2	19	03D	23,738.05
						128041-001	12-31-03		17	592		39,318.02
			PI		DRAWS							
						966549-002	12-30-03	PY	24	585		2,124.05
						966549-003	12-30-03	PY	24	543		10,000.00
						966830-001	12-31-03	PY	17	592		19,227.00
						1066051-001	10-08-04	PY	17	675		28,652.00
						1095293-001	12-30-04	PY	7	693		3,053.02
											Receipts	63,056.07
											PI Draws	63,056.07
											PA Draws	0.00
											Balance	0.00

Program Year	Program	Associated Grant Number	Fund Type	Estimated Income for Year	Transaction	Voucher #	Voucher Created	Voucher Type	IDIS Proj. ID	IDIS Actv. ID	Matrix Code	Receipted/Drawn Amount
2003	HOME	M03UC130210										Total Local Account Receipts 63,056.07
												Total Local Account Draws 63,056.07
												Total Local Account Balance 0.00
2004	CDBG	B04UC130004	PI	100,000.00								
					RECEIPTS							
						141284-001	07-01-04					47,137.09
						149093-001	10-25-04					18,669.28
						151097-001	11-23-04					14,367.09
						151199-001	11-24-04					13,725.00
						151934-001	12-08-04					1,526.08
						158821-001	03-14-05					8,105.85
					DRAWS							
						1040893-002	07-27-04	PY	9	662	14A	43,926.79
						1095412-001	12-30-04	PY	9	662	14A	48,287.45
						1120986-001	03-14-05	PY	3	323	14A	3,210.30
						1120986-002	03-14-05	PY	5	409	14A	4,670.13
						1120986-003	03-14-05	PY	29	410	14A	3,435.72
												PI Receipts 103,530.39
												PI Draws 103,530.39
												PI Balance 0.00
2004	CDBG											Total CDBG Receipts*: 103,530.39
												Total CDBG Draws against Receipts*: 103,530.39
												Total CDBG Receipt Fund Balance*: 0.00
2004	HOME	M04UC130210	PI	50,000.00								
					RECEIPTS							
						142964-001	07-26-04					59,987.00
						150963-001	11-22-04					6,350.00

Program Year	Program	Associated Grant Number	Fund Type	Estimated Income for Year	Transaction	Voucher #	Voucher Created	Voucher Type	IDIS Proj. ID	IDIS Actv. ID	Matrix Code	Receipted/Drawn Amount
						150964-001	11-22-04					5,000.00
						150965-001	11-22-04					3,727.12
						150966-001	11-22-04					10,082.36
						150967-001	11-22-04					6,089.46
						150968-001	11-22-04					13,247.00
			PI		DRAWS							
						1095293002	12-30-04	PY	7	693		32,001.98
						1095293003	12-30-04	PY	7	678		31,300.00
						1102419001	01-21-05	PY	5	639		7,500.00
						1102419002	01-21-05	PY	5	640		7,500.00
						1102419003	01-21-05	PY	5	641		7,393.01
						1117595001	03-03-05	PY	24	586		6,973.79
						1215231002	12-01-05	PY	27	740		11,814.16
											Receipts	104,482.94
											PI Draws	104,482.94
											PA Draws	0.00
											Balance	0.00
2004	HOME	M04UC130210									Total Local Account Receipts	104,482.94
											Total Local Account Draws	104,482.94
											Total Local Account Balance	0.00
2005	CDBG	B05UC130004	PI	100,000.00	RECEIPTS							
						155587-001	01-31-05					11,700.00
						161456-001	04-21-05					541.09
						163880-001	05-24-05					5,400.00
						164188-001	05-31-05					702.41
						164834-001	06-07-05					3,420.00
						167134-001	07-01-05					4,822.68
						175438-001	10-28-05					2,750.00

Program Year	Program	Associated Grant Number	Fund Type	Estimated Income for Year	Transaction	Voucher #	Voucher Created	Voucher Type	IDIS Proj. ID	IDIS Actv. ID	Matrix Code	Receipted/Drawn Amount
						177627-001	11-29-05					15,851.28
						177948-001	12-02-05					504.12
						177949-001	12-02-05					672.16
						177950-001	12-02-05					541.09
						178594-001	12-09-05					6,123.60
					DRAWS							
						1120986-004	03-14-05	PY	29	410	14A	4,670.13
						1194989-001	10-05-05	PY	9	707	14A	12,317.00
						1215231-001	12-01-05	PY	9	707	14A	12,349.50
						1218180-001	12-09-05	PY	9	707	14A	10,829.16
						1234081-001	01-25-06	PY	9	707	14A	11,409.62
						1318448-001	09-11-06	PY	8	789	14A	1,453.02
											PI Receipts	53,028.43
											PI Draws	53,028.43
											PI Balance	0.00
2005	CDBG										Total CDBG Receipts*:	53,028.43
											Total CDBG Draws against Receipts*:	53,028.43
											Total CDBG Receipt Fund Balance*:	0.00
2005	HOME	M05UC130210	PI	100,000.00	RECEIPTS							
						156653-001	02-15-05					25,000.00
						156952-001	02-18-05					4,000.00
						158744-001	03-14-05					4,000.00
						159022-001	03-16-05					10,831.00
						161457-001	04-21-05					5,713.34
						164187-001	05-31-05					3,024.71
						167322-001	07-07-05					4,840.41
						169679-001	08-09-05					17,516.00
						171966-001	09-12-05					4,709.97

Program Year	Program	Associated Grant Number	Fund Type	Estimated Income for Year	Transaction	Voucher #	Voucher Created	Voucher Type	IDIS Proj. ID	IDIS Actv. ID	Matrix Code	Receipted/Drawn Amount
						172305-001	09-16-05					4,967.73
						173079-001	09-28-05					11,025.00
						177947-001	12-02-05					4,369.02
			PI		DRAWS							
						1215231-003	12-01-05	PY	27	740		19,201.68
						1215231-004	12-01-05	PY	17	720		16,212.92
						1215231-005	12-01-05	PY	17	717		137.42
						1218180-002	12-09-05	PY	7	729		12,205.00
						1220563-001	12-15-05	PY	27	740		11,814.16
						1274764-001	05-15-06	PY	7	760		40,426.00
											Receipts	99,997.18
											PI Draws	99,997.18
											PA Draws	0.00
											Balance	0.00
2005	HOME	M05UC130210									Total Local Account Receipts	99,997.18
											Total Local Account Draws	99,997.18
											Total Local Account Balance	0.00
2006	CDBG	B06UC130004	PI	100,000.00								
					RECEIPTS							
						186565-001	03-31-06					9,892.80
						190903-001	06-05-06					702.41
						191321-001	06-12-06					2,926.39
						194800-001	07-31-06					672.16
						199481-001	09-28-06					504.12
						203985-001	12-05-06					6,180.00
						204410-001	12-11-06					7,500.00
					DRAWS							
						1318448-002	09-11-06	PY	8	789	14A	12,740.74
						1360995-001	01-05-07	PY	8	789	14A	14,184.12

Program Year	Program	Associated Grant Number	Fund Type	Estimated Income for Year	Transaction	Voucher #	Voucher Created	Voucher Type	IDIS Proj. ID	IDIS Actv. ID	Matrix Code	Receipted/Drawn Amount	
						1483400-001	12-12-07	PY	6	853	14A	1,453.02	
												PI Receipts	28,377.88
												PI Draws	28,377.88
												PI Balance	0.00
2006	CDBG											Total CDBG Receipts*:	28,377.88
												Total CDBG Draws against Receipts*:	28,377.88
												Total CDBG Receipt Fund Balance*:	0.00
2006	HOME	M06UC130210	PI	100,000.00									
					RECEIPTS								
						186547-001	03-31-06						3,764.69
						186548-001	03-31-06						5,631.24
						186550-001	03-31-06						7,815.33
						186552-001	03-31-06						7,181.81
						186557-001	03-31-06						20,000.00
						186559-001	03-31-06						5,713.34
						187126-001	04-11-06						2,833.60
						188096-001	04-25-06						3,173.77
						190901-001	06-05-06						13,175.00
						190902-001	06-05-06						3,024.71
						194799-001	07-31-06						5,000.00
						197206-001	09-01-06						108,431.57
						197304-001	09-05-06						5,276.23
						197306-001	09-05-06						2,889.03
						198340-001	09-15-06						2,766.40
						198627-001	09-19-06						8,850.00
						199480-001	09-28-06						4,369.02
			PI		DRAWS								
						1274764002	05-15-06	PY	7	760			7,904.00
						1274764003	05-15-06	PY	17	759			14,727.82

Program Year	Program	Associated Grant Number	Fund Type	Estimated Income for Year	Transaction	Voucher #	Voucher Created	Voucher Type	IDIS Proj. ID	IDIS Actv. ID	Matrix Code	Receipted/Drawn Amount
						1346634001	11-27-06	PY	17	805		28,510.00
						1399060001	04-19-07	PY	17	720		30,600.68
						1421447001	06-21-07	PY	17	720		26,260.06
						1421447002	06-21-07	PY	17	854		37,274.00
						1483399001	12-12-07	PY	4	651		64,619.18
											Receipts	209,895.74
											PI Draws	209,895.74
											PA Draws	0.00
											Balance	0.00
2006	HOME	M06UC130210									Total Local Account Receipts	209,895.74
											Total Local Account Draws	209,895.74
											Total Local Account Balance	0.00
2007	CDBG	B07UC130004	PI	100,000.00								
					RECEIPTS							
						210957-001	03-16-07					6,306.00
						210958-001	03-16-07					541.01
						210959-001	03-16-07					28,455.00
						212412-001	04-05-07					2,650.00
						214146-001	05-01-07					10,300.00
						214152-001	05-01-07					7,500.00
						219723-001	07-25-07					800.00
						226222-001	10-29-07					504.12
						226549-001	11-06-07					672.16
						226550-001	11-06-07					702.41
						227653-001	11-26-07					8,994.00
					DRAWS							
						1483400002	12-12-07	PY	6	853	14A	65,971.68
						1542402001	05-22-08	PY	6	927	14A	25.00
						1586089001	09-19-08	PY	6	927	14A	1,428.02

Program Year	Program	Associated Grant Number	Fund Type	Estimated Income for Year	Transaction	Voucher #	Voucher Created	Voucher Type	IDIS Proj. ID	IDIS Actv. ID	Matrix Code	Received/Drawn Amount	
												PI Receipts	67,424.70
												PI Draws	67,424.70
												PI Balance	0.00
2007	CDBG											Total CDBG Receipts*:	67,424.70
												Total CDBG Draws against Receipts*:	67,424.70
												Total CDBG Receipt Fund Balance*:	0.00
2007	HOME	M07UC130210	PI	100,000.00									
					RECEIPTS								
						210956-001	03-16-07						5,082.96
						218236-001	06-29-07						5,000.00
						218657-001	07-06-07						5,000.00
						223175-001	09-12-07						5,713.34
						223177-001	09-12-07						3,024.71
						224489-001	09-28-07						8,187.00
						226224-001	10-29-07						4,369.02
						226225-001	10-29-07						15,000.00
						226564-001	11-06-07						3,600.00
						227176-001	11-15-07						10,533.00
						227970-001	11-30-07						20,000.00
			PI		DRAWS								
						1483399002	12-12-07	PY	4	651			83,680.03
						1483399003	12-12-07	PY	17	720			1,830.00
												Receipts	85,510.03
												PI Draws	85,510.03
												PA Draws	0.00
												Balance	0.00
2007	HOME	M07UC130210										Total Local Account Receipts	85,510.03
												Total Local Account Draws	85,510.03
												Total Local Account Balance	0.00

Program Year	Program	Associated Grant Number	Fund Type	Estimated Income for Year	Transaction	Voucher #	Voucher Created	Voucher Type	IDIS Proj. ID	IDIS Actv. ID	Matrix Code	Received/Drawn Amount	
2008	CDBG	B08UC130004	PI	50,000.00									
					RECEIPTS								
						238768-001	05-13-08					5,600.00	
						238769-001	05-13-08					1,000.00	
						238770-001	05-13-08					702.41	
						238778-001	05-13-08					25.00	
						245192-001	08-21-08					672.16	
						248519-001	10-16-08					541.17	
						248520-001	10-16-08					504.12	
						250159-001	11-14-08					24,470.00	
					DRAWS								
						1586089002	09-19-08	PY	6	927	14A	6,546.55	
						1622326001	12-29-08	PY	6	927	14A	25,515.29	
						1681705001	06-08-09	PY	4	1025	14A	1,453.02	
												PI Receipts	33,514.86
												PI Draws	33,514.86
												PI Balance	0.00
2008	CDBG											Total CDBG Receipts*:	33,514.86
												Total CDBG Draws against Receipts*:	33,514.86
												Total CDBG Receipt Fund Balance*:	0.00
2008	HOME	M08UC130210	PI	50,000.00									
					RECEIPTS								
						234684-001	03-13-08					5,713.34	
						234686-001	03-13-08					22,793.96	
						238638-001	05-12-08					13,333.34	
						238771-001	05-13-08					3,024.71	
						248518-001	10-16-08					4,369.02	

Program Year	Program	Associated Grant Number	Fund Type	Estimated Income for Year	Transaction	Voucher #	Voucher Created	Voucher Type	IDIS Proj. ID	IDIS Actv. ID	Matrix Code	Receipted/Drawn Amount
			PI		DRAWS							
						1540979-001	05-20-08	PY	4	651		28,507.30
						1551230-001	06-17-08	PY	4	651		16,358.05
						1608247-001	11-19-08	PY	21	962		1,280.04
						1659675-001	04-07-09	PY	22	1027		3,088.98
											Receipts	49,234.37
											PI Draws	49,234.37
											PA Draws	0.00
											Balance	0.00
2008	HOME	M08UC130210									Total Local Account Receipts	49,234.37
											Total Local Account Draws	49,234.37
											Total Local Account Balance	0.00
2009	CDBG	B09UC130004	PI	50,000.00								
					RECEIPTS							
						254735-001	02-04-09					5,690.00
						254958-001	02-06-09					541.09
						256912-001	03-11-09					7,450.00
						260841-001	05-18-09					702.41
						264541-001	07-27-09					672.16
						264542-001	07-27-09					6,400.00
						265094-001	08-04-09					9,829.07
						5001588-001	09-24-09					504.12
					DRAWS							
						1681705-002	06-08-09	PY	4	1025	14A	12,228.07
						5048435-001	12-29-09	PY	4	1025	14A	18,107.76
						5125359-001	06-21-10	PY	4	1332	14A	1,243.50
						5199128-001	12-06-10	PY	4	1332	14A	209.52

Program Year	Program	Associated Grant Number	Fund Type	Estimated Income for Year	Transaction	Voucher #	Voucher Created	Voucher Type	IDIS Proj. ID	IDIS Actv. ID	Matrix Code	Receipted/Drawn Amount		
											PI Receipts	31,788.85		
											PI Draws	31,788.85		
											PI Balance	0.00		
2009	CDBG												Total CDBG Receipts*:	31,788.85
											Total CDBG Draws against Receipts*:	31,788.85		
											Total CDBG Receipt Fund Balance*:	0.00		
2009	HOME	M09UC130210	PI	50,000.00										
					RECEIPTS									
						253821-001	01-21-09					22,793.96		
						257550-001	03-20-09					5,713.34		
						260840-001	05-18-09					3,024.71		
						5000185-001	08-18-09					4,369.02		
						5000730-001	09-08-09					8,907.00		
			PI	DRAWS										
						1659675-002	04-07-09	PY	22	1027			4,411.02	
						1665361-001	04-22-09	PY	22	1023			7,500.00	
						1665361-002	04-22-09	PY	22	1024			7,500.00	
						1695450-001	07-15-09	PY	22	1072			7,500.00	
						5012587-001	09-29-09	PY	29	1051			902.78	
						5012587-002	09-29-09	PY	29	1069			902.78	
						5012587-003	09-29-09	PY	22	1072			902.78	
						5012587-004	09-29-09	PY	29	1073			902.78	
						5012587-005	09-29-09	PY	22	1088			2,077.28	
						5012587-006	09-29-09	PY	16	1089			2,543.71	
						5012613-001	09-29-09	PY	29	1075			902.77	
						5032618-001	11-19-09	PY	16	1091			451.39	
						5032618-002	11-19-09	PY	16	1095			451.39	
						5032618-003	11-19-09	PY	16	1097			451.39	
						5032618-004	11-19-09	PY	16	1098			451.39	

Program Year	Program	Associated Grant Number	Fund Type	Estimated Income for Year	Transaction	Voucher #	Voucher Created	Voucher Type	IDIS Proj. ID	IDIS Actv. ID	Matrix Code	Receipted/Drawn Amount
						5032618005	11-19-09	PY	16	1099		451.39
						5032618006	11-19-09	PY	16	1100		451.39
						5032618007	11-19-09	PY	16	1101		451.39
						5032618008	11-19-09	PY	16	1102		451.39
						5032618009	11-19-09	PY	16	1110		451.39
						5032618010	11-19-09	PY	16	1121		451.39
						5032618011	11-19-09	PY	16	1128		451.38
						5045138001	12-18-09	PY	29	1096		270.84
						5045138002	12-18-09	PY	16	1104		270.84
						5045138003	12-18-09	PY	16	1105		270.84
						5045138004	12-18-09	PY	16	1119		270.84
						5045138005	12-18-09	PY	16	1120		270.84
						5045138006	12-18-09	PY	16	1123		270.84
						5045138007	12-18-09	PY	16	1124		270.84
						5045138008	12-18-09	PY	16	1125		270.84
						5045138009	12-18-09	PY	16	1127		270.84
						5045138010	12-18-09	PY	29	1074		757.90
						5059585001	01-27-10	PY	16	1103		451.39
						5059585002	01-27-10	PY	16	1114		150.00
											Receipts	44,808.03
											PI Draws	44,808.03
											PA Draws	0.00
											Balance	0.00
2009	HOME	M09UC130210									Total Local Account Receipts	44,808.03
											Total Local Account Draws	44,808.03
											Total Local Account Balance	0.00
2010	CDBG	B10UC130004	PI	50,000.00								
					RECEIPTS							
						5014946001	04-08-10		4	1332	14A	541.09

Program Year	Program	Associated Grant Number	Fund Type	Estimated Income for Year	Transaction	Voucher #	Voucher Created	Voucher Type	IDIS Proj. ID	IDIS Actv. ID	Matrix Code	Receipted/Drawn Amount
						5019808001	06-08-10		4	1332	14A	702.41
						5028669001	10-14-10		4	1332	14A	504.12
						5028670001	10-14-10		4	1332	14A	13,045.20
						5028671001	10-14-10		4	1332	14A	14,340.00
						5028672001	10-14-10		4	1332	14A	672.16
						5031878001	12-06-10		4	1332	14A	2,267.00
					DRAWS							
						5199128002	12-06-10	PY	4	1332	14A	28,351.96
						5230802001	02-16-11	PY	4	1332	14A	2,267.00
						5327121001	09-20-11	PY	4	1660	14H	1,243.50
						5365793001	12-20-11	PY	4	1660	14H	209.52
											PI Receipts	32,071.98
											PI Draws	32,071.98
											PI Balance	0.00
2010	CDBG										Total CDBG Receipts*:	32,071.98
											Total CDBG Draws against Receipts*:	32,071.98
											Total CDBG Receipt Fund Balance*:	0.00
2010	HOME	M10UC130210	PI	50,000.00								
					RECEIPTS							
						5014749001	04-05-10					22,793.96
						5014750001	04-05-10					5,713.34
						5024192001	08-09-10					3,024.71
						5024193001	08-09-10					4,369.02
						5030468001	11-10-10					9,550.00
			PI		DRAWS							
						5119904001	06-10-10	PY	16	1319		6,007.30
						5119904002	06-10-10	PY	16	1296		7,500.00
						5134705001	07-09-10	PY	16	1337		7,500.00
						5176231001	10-13-10	PY	21	1420		7,393.73

Program Year	Program	Associated Grant Number	Fund Type	Estimated Income for Year	Transaction	Voucher #	Voucher Created	Voucher Type	IDIS Proj. ID	IDIS Actv. ID	Matrix Code	Receipted/Drawn Amount
						5176231-002	10-13-10	PY	16	1333		7,500.00
						5207448-001	12-22-10	PY	21	1491		7,500.00
						5207448-002	12-22-10	PY	21	1495		2,050.00
											Receipts	45,451.03
											PI Draws	45,451.03
											PA Draws	0.00
											Balance	0.00
2010	HOME	M10UC130210									Total Local Account Receipts	45,451.03
											Total Local Account Draws	45,451.03
											Total Local Account Balance	0.00
2011	CDBG	B11UC130004	PI	50,000.00								
					RECEIPTS							
						5046824-001	06-16-11		4	1660	14H	541.09
						5046826-001	06-16-11		4	1660	14H	702.41
						5058401-001	11-17-11		4	1660	14H	672.16
						5058412-001	11-17-11		4	1660	14H	504.12
					DRAWS							
						5365793-002	12-20-11	PY	4	1660	14H	966.76
						5846316-001	09-09-15	PY	8	1929	14H	1,453.02
											PI Receipts	2,419.78
											PI Draws	2,419.78
											PI Balance	0.00
2011	CDBG										Total CDBG Receipts*:	2,419.78
											Total CDBG Draws against Receipts*:	2,419.78
											Total CDBG Receipt Fund Balance*:	0.00
2011	HOME	M11UC130210	PI	50,000.00								
					RECEIPTS							

Program Year	Program	Associated Grant Number	Fund Type	Estimated Income for Year	Transaction	Voucher #	Voucher Created	Voucher Type	IDIS Proj. ID	IDIS Actv. ID	Matrix Code	Received/Drawn Amount
						5046393-001	06-09-11					5,713.34
						5046397-001	06-09-11					22,793.96
						5046398-001	06-09-11					3,024.71
						5058365-001	11-17-11					4,369.02
						5062663-001	01-03-12					20,000.00
			PI		DRAWS							
						5327087-001	09-20-11	PY	16	1648		7,500.00
						5345023-001	10-31-11	PY	21	1651		7,500.00
						5352327-001	11-17-11	PY	16	1650		7,500.00
						5431110-001	05-25-12	PY	21	1654		2,500.00
						5431110-002	05-25-12	PY	23	1844		7,500.00
						5593788-001	08-09-13	PY	23	1734		7,400.00
						5593788-002	08-09-13	PY	23	1849		1,101.03
						5593788-003	08-09-13	PY	23	1907		309.85
						5593788-004	08-09-13	PY	23	1912		5,441.18
						5593788-005	08-09-13	PY	23	1913		3,500.00
						5593788-006	08-09-13	PY	16	1915		5,648.97
						5593788-008	08-09-13	PY	23	1943		0.00
						5593788-010	08-09-13	PY	23	1957		0.00
						5593788-012	08-09-13	PY	23	1963		0.00
											Receipts	55,901.03
											PI Draws	55,901.03
											PA Draws	0.00
											Balance	0.00
2011	HOME	M11UC130210									Total Local Account Receipts	55,901.03
											Total Local Account Draws	55,901.03
											Total Local Account Balance	0.00
2012	CDBG	B12UC130004	PI	50,000.00	RECEIPTS							

Program Year	Associated Program	Grant Number	Fund Type	Estimated Income for Year	Transaction	Voucher #	Voucher Created	Voucher Type	IDIS Proj. ID	IDIS Actv. ID	Matrix Code	Receipted/Drawn Amount
						5093521-001	12-20-12		8	1929	14H	5,000.00
						5093524-001	12-20-12		8	1929	14H	541.09
						5093528-001	12-20-12		8	1929	14H	504.12
						5093537-001	12-20-12		8	1929	14H	1,200.00
						5093540-001	12-20-12		8	1929	14H	1,915.63
					DRAWS							
						5846316-002	09-09-15	PY	8	1929	14H	7,707.82
						5846724-001	09-10-15	PY	8	1989	14A	1,453.02
											PI Receipts	9,160.84
											PI Draws	9,160.84
											PI Balance	0.00
2012	CDBG										Total CDBG Receipts*:	9,160.84
											Total CDBG Draws against Receipts*:	9,160.84
											Total CDBG Receipt Fund Balance*:	0.00
2012	HOME	M12UC130210	PI	50,000.00								
					RECEIPTS							
						5076369-001	06-01-12					22,793.96
						5080271-001	07-16-12					7,500.00
						5090208-001	11-09-12					4,000.00
						5090209-001	11-09-12					3,000.00
						5092284-001	12-06-12					5,441.18
						5093541-001	12-20-12					13,107.07
			PI		DRAWS							
						5593788-007	08-09-13	PY	16	1915		1,851.03
						5593788-009	08-09-13	PY	23	1943		7,500.00
						5593788-011	08-09-13	PY	23	1957		4,050.00
						5593788-013	08-09-13	PY	23	1963		1,741.18
						5647737-001	01-17-14	PY	23	1990		7,500.00
						5647737-002	01-17-14	PY	10	1992		7,500.00

Program Year	Program	Associated Grant Number	Fund Type	Estimated Income for Year	Transaction	Voucher #	Voucher Created	Voucher Type	IDIS Proj. ID	IDIS Actv. ID	Matrix Code	Receipted/Drawn Amount
						5647737-003	01-17-14	PY	10	1993		7,500.00
						5647737-004	01-17-14	PY	23	1887		3,500.00
						5689331-001	05-15-14	PY	23	1908		4,098.97
						5689763-001	05-16-14	PY	10	1941		7,500.00
						5689763-002	05-16-14	PY	10	2016		2,491.71
						5689763-003	05-16-14	PY	10	2019		609.32
											Receipts	55,842.21
											PI Draws	55,842.21
											PA Draws	0.00
											Balance	0.00
2012	HOME	M12UC130210									Total Local Account Receipts	55,842.21
											Total Local Account Draws	55,842.21
											Total Local Account Balance	0.00
2013	CDBG	B13UC130004	PI	50,000.00								
											RECEIPTS	
						5113822-001	08-28-13		8	1989	14A	702.41
						5113823-001	08-28-13		8	1989	14A	672.16
						5125753-001	01-31-14		8	1989	14A	504.12
						5125754-001	01-31-14		8	1989	14A	11,954.14
						5125755-001	01-31-14		8	1989	14A	541.09
											DRAWS	
						5846724-002	09-10-15	PY	8	1989	14A	12,920.14
						5852016-001	09-28-15	PY	23	2179	14A	1,453.78
											PI Receipts	14,373.92
											PI Draws	14,373.92
											PI Balance	0.00

Program Year	Program	Associated Grant Number	Fund Type	Estimated Income for Year	Transaction	Voucher #	Voucher Created	Voucher Type	IDIS Proj. ID	IDIS Actv. ID	Matrix Code	Received/Drawn Amount	
2013	CDBG								Total CDBG Receipts*:			14,373.92	
									Total CDBG Draws against Receipts*:			14,373.92	
									Total CDBG Receipt Fund Balance*:			0.00	
2013	HOME	M13UC130210	PI	50,000.00									
					RECEIPTS								
						5114036-001	08-30-13					3,024.63	
						5114037-001	08-30-13					6,000.00	
						5114038-001	08-30-13					5,713.34	
						5114039-001	08-30-13					3,000.00	
						5114040-001	08-30-13					4,500.00	
						5114041-001	08-30-13					4,050.00	
						5114042-001	08-30-13					1,500.00	
						5114043-001	08-30-13					3,334.72	
						5125930-001	02-03-14					4,369.02	
						5125931-001	02-03-14					11,775.00	
						5125932-001	02-03-14					1,500.00	
						5125933-001	02-03-14					1,500.00	
						5125934-001	02-03-14					1,500.00	
						5125935-001	02-03-14					4,500.00	
						5125936-001	02-03-14					1,500.00	
			PI		DRAWS								
						5689763-004	05-16-14	PY	10	2019		6,890.68	
						5750370-001	11-10-14	PY	10	1940		7,500.00	
						5750370-002	11-10-14	PY	10	2018		7,500.00	
						5750370-003	11-10-14	PY	15	2037		2,775.00	
						5750370-004	11-10-14	PY	23	1908		3,401.03	
						5834303-001	07-31-15	PY	6	2073		7,500.00	
						5834303-002	07-31-15	PY	15	2074		7,500.00	
						5834303-003	07-31-15	PY	6	2075		7,500.00	
						5834303-004	07-31-15	PY	15	2079		7,200.00	

Program Year	Program	Associated Grant Number	Fund Type	Estimated Income for Year	Transaction	Voucher #	Voucher Created	Voucher Type	IDIS Proj. ID	IDIS Actv. ID	Matrix Code	Receipted/Drawn Amount	
												Receipts	57,766.71
												PI Draws	57,766.71
												PA Draws	0.00
												Balance	0.00
2013	HOME	M13UC130210										Total Local Account Receipts	57,766.71
												Total Local Account Draws	57,766.71
												Total Local Account Balance	0.00
2014	HOME	M14UC130210	PI	190,000.00									
					RECEIPTS								
						5150303001	11-24-14						3,000.00
						5150304001	11-24-14						1,500.00
						5150306001	11-24-14						4,500.00
						5150308001	11-24-14						1,500.00
						5150309001	11-24-14						3,000.00
						5150310001	11-24-14						1,500.00
						5150311001	11-24-14						1,500.00
						5150313001	11-24-14						4,500.00
						5150314001	11-24-14						1,500.00
						5150315001	11-24-14						3,000.00
						5150316001	11-24-14						1,500.00
						5150317001	11-24-14						4,500.00
						5150318001	11-24-14						1,500.00
						5150320001	11-24-14						4,500.00
						5151713001	12-09-14						1,000.00
			PI		DRAWS								
						5834303005	07-31-15	PY	15	2079			300.00
						5834303006	07-31-15	PY	15	2081			7,500.00
						5834303007	07-31-15	PY	6	2134			5,074.07
						5834303008	07-31-15	PY	15	2149			2,273.35

Program Year	Program	Associated Grant Number	Fund Type	Estimated Income for Year	Transaction	Voucher #	Voucher Created	Voucher Type	IDIS Proj. ID	IDIS Actv. ID	Matrix Code	Receipted/Drawn Amount	
						5834303-009	07-31-15	PY	15	2176		7,500.00	
						5834425-001	07-31-15	PY	27	946	01	225.00	
						5834425-002	07-31-15	PY	27	947	01	225.00	
						5834425-003	07-31-15	PY	27	948	01	225.00	
						5834425-004	07-31-15	PY	27	949	01	225.00	
						5834425-005	07-31-15	PY	13	950	01	225.00	
						5834425-006	07-31-15	PY	13	951	01	225.00	
						5834425-007	07-31-15	PY	13	952	01	225.00	
						5834425-008	07-31-15	PY	13	953	01	225.00	
												Receipts	38,500.00
												PI Draws	24,447.42
												PA Draws	0.00
												Balance	14,052.58
2014	HOME	M14UC130210										Total Local Account Receipts	38,500.00
												Total Local Account Draws	24,447.42
												Total Local Account Balance	14,052.58
2015	CDBG	B15UC130004	PI	0.00									
					RECEIPTS								
						5172944-001	08-26-15		23	2179	14A	227.41	
						5172946-001	08-26-15		23	2179	14A	142.61	
						5172947-001	08-26-15		23	2179	14A	1,873.82	
						5172948-001	08-26-15		23	2179	14A	4,369.02	
						5172949-001	08-26-15		23	2179	14A	4,000.00	
						5172950-001	08-26-15		23	2179	14A	198.69	
						5172951-001	08-26-15		23	2179	14A	2,477.96	
						5172952-001	08-26-15		23	2179	14A	2,498.42	
						5172954-001	08-26-15		23	2179	14A	190.15	
						5172959-001	08-26-15		23	2179	14A	2,610.79	
						5172960-001	08-26-15		23	2179	14A	8,000.00	

Program Year	Program	Associated Grant Number	Fund Type	Estimated Income for Year	Transaction	Voucher #	Voucher Created	Voucher Type	IDIS Proj. ID	IDIS Actv. ID	Matrix Code	Receipted/Drawn Amount
						5172961-001	08-26-15		23	2179	14A	12,000.00
						5172962-001	08-26-15		23	2179	14A	16,000.00
						5172964-001	08-26-15		23	2179	14A	3,727.12
						5173718-001	09-04-15		23	2179	14A	12,000.00
						5175429-001	09-24-15		23	2179	14A	541.09
						5175432-001	09-24-15		23	2179	14A	504.12
						5175433-001	09-24-15		23	2179	14A	702.41
						5175434-001	09-24-15		23	2179	14A	672.16
						5175435-001	09-24-15		23	2179	14A	8,015.20
						5181970-001	12-18-15		8	1859	14A	3,369.29
					DRAWS							
						5852016-002	09-28-15	PY	23	2179	14A	67,177.40
						5879539-001	12-18-15	PY	8	1859	14A	3,365.29
											PI Receipts	84,120.26
											PI Draws	70,542.69
											PI Balance	13,577.57
2015	CDBG										Total CDBG Receipts*:	84,120.26
											Total CDBG Draws against Receipts*:	70,542.69
											Total CDBG Receipt Fund Balance*:	13,577.57
2015	HOME	M15UC130210	PI	0.00								
					RECEIPTS							
						5172971-001	08-26-15					3,000.00
						5172973-001	08-26-15					3,000.00
						5172974-001	08-26-15					1,500.00
						5172975-001	08-26-15					3,000.00
						5172976-001	08-26-15					1,500.00
						5172977-001	08-26-15					1,500.00
						5172978-001	08-26-15					1,500.00
						5172979-001	08-26-15					5,713.34

Program Year	Program	Associated Grant Number	Fund Type	Estimated Income for Year	Transaction	Voucher #	Voucher Created	Voucher Type	IDIS Proj. ID	IDIS Actv. ID	Matrix Code	Receipted/Drawn Amount	
						5173717-001	09-04-15					1,500.00	
						5175300-001	09-24-15					1,500.00	
						5175301-001	09-24-15					1,500.00	
						5175302-001	09-24-15					3,000.00	
						5175339-001	09-24-15					2,540.35	
						5175344-001	09-24-15					4,369.02	
						5175346-001	09-24-15					3,024.71	
						5175347-001	09-24-15					5,713.34	
			PI		DRAWS								
						5852754-001	09-29-15	PY	15	2186		5,713.34	
												Receipts	43,860.76
												PI Draws	5,713.34
												PA Draws	0.00
												Balance	38,147.42
2015	HOME	M15UC130210										Total Local Account Receipts	43,860.76
												Total Local Account Draws	5,713.34
												Total Local Account Balance	38,147.42

PR22 – Status of HOME Activities



U.S. Department of Housing and Urban Development
 Office of Community Planning and Development
 Integrated Disbursement and Information System
 Status of HOME Activities - Entitlement
 GWINNETT COUNTY, GA

DATE: 01-04-16
 TIME: 14:13
 PAGE: 1

IDIS - PR22

Tenure Type	Activity Type	IDIS Activity	Activity Address	Activity Status	Status Date	Total Units	Home Units	Initial Funding Date	Committed Amount	Drawn Amount	PCT
Rental	REHABILITATION	2131	518 Double Creek Dr , Lawrenceville GA, 30045	Completed	03/18/15	1	1	02/02/15	\$14,975.00	\$14,975.00	100.00%
Rental	REHABILITATION	2144	1644 Cove Creek Cir , Norcross GA, 30093	Completed	12/28/15	1	1	07/29/15	\$14,975.00	\$14,975.00	100.00%
Rental	ACQUISITION AND REHABILITATION	2086	3277 Delma Ct , Duluth GA, 30096	Final Draw	02/04/15	2	2	10/29/14	\$208,729.85	\$208,729.85	100.00%
Rental	ACQUISITION AND REHABILITATION	2132	107 Davis Mill Ct , Lawrenceville GA, 30044	Completed	07/29/15	1	1	02/02/15	\$74,000.00	\$74,000.00	100.00%
Homebuyer	NEW CONSTRUCTION	946	200 Oakland Hills Way , Lawrenceville GA, 30044	Open	07/31/15	1	1	08/09/08	\$134,730.00	\$129,896.25	96.41%
Homebuyer	NEW CONSTRUCTION	947	198 Oakland Hills Way , Lawrenceville GA, 30044	Open	07/31/15	1	1	08/09/08	\$134,730.00	\$129,896.25	96.41%
Homebuyer	NEW CONSTRUCTION	948	196 Oakland Hills Way , Lawrenceville GA, 30044	Open	07/31/15	1	1	08/09/08	\$134,730.00	\$129,896.25	96.41%
Homebuyer	NEW CONSTRUCTION	949	194 Oakland Hills Way , Lawrenceville GA, 30044	Open	07/31/15	1	1	08/09/08	\$134,730.00	\$129,896.25	96.41%
Homebuyer	NEW CONSTRUCTION	950	192 Oakland Hills Way , Lawrenceville GA, 30044	Open	07/31/15	1	1	08/09/08	\$134,730.00	\$114,921.25	85.30%
Homebuyer	NEW CONSTRUCTION	951	190 Oakland Hills Way , Lawrenceville GA, 30044	Open	07/31/15	1	1	08/09/08	\$134,730.00	\$129,896.25	96.41%
Homebuyer	NEW CONSTRUCTION	952	188 Oakland Hills Way , Lawrenceville GA, 30044	Open	07/31/15	1	1	08/09/08	\$134,730.00	\$129,896.25	96.41%
Homebuyer	NEW CONSTRUCTION	953	186 Oakland Hills Way , Lawrenceville GA, 30044	Open	07/31/15	1	1	08/09/08	\$134,730.00	\$114,921.25	85.30%
Homebuyer	ACQUISITION ONLY	2069	819 Sangria Ct , Lawrenceville GA, 30043	Completed	03/16/15	1	1	01/09/15	\$7,500.00	\$7,500.00	100.00%
Homebuyer	ACQUISITION ONLY	2073	185 Cassidy Ln , Lawrenceville GA, 30046	Completed	09/04/15	1	1	01/06/15	\$7,500.00	\$7,500.00	100.00%
Homebuyer	ACQUISITION ONLY	2074	1251 Stella Ct , Lawrenceville GA, 30046	Completed	09/04/15	1	1	01/08/15	\$7,500.00	\$7,500.00	100.00%
Homebuyer	ACQUISITION ONLY	2075	3337 Summit Glen Dr , Loganville GA, 30052	Completed	09/04/15	1	1	01/06/15	\$7,500.00	\$7,500.00	100.00%
Homebuyer	ACQUISITION ONLY	2079	777 Sunset Down Ct , Loganville GA, 30052	Completed	09/04/15	1	1	01/08/15	\$7,500.00	\$7,500.00	100.00%
Homebuyer	ACQUISITION ONLY	2081	232 Greenview Ln , Lawrenceville GA, 30046	Completed	09/04/15	1	1	01/08/15	\$7,500.00	\$7,500.00	100.00%
Homebuyer	ACQUISITION ONLY	2082	93 Timber Mist Ln , Lawrenceville GA, 30045	Completed	03/16/15	1	1	01/09/15	\$7,500.00	\$7,500.00	100.00%
Homebuyer	ACQUISITION ONLY	2129	3690 Garnet Way , Snellville GA, 30039	Completed	03/17/15	1	1	01/02/15	\$7,500.00	\$7,500.00	100.00%



U.S. Department of Housing and Urban Development
 Office of Community Planning and Development
 Integrated Disbursement and Information System
 Status of HOME Activities - Entitlement
 GWINNETT COUNTY, GA

DATE: 01-04-16
 TIME: 14:13
 PAGE: 2

IDIS - PR22

Tenure Type	Activity Type	IDIS Activity	Activity Address	Activity Status	Status Date	Total Units	Home Units	Initial Funding Date	Committed Amount	Drawn Amount	PCT
Homebuyer	ACQUISITION ONLY	2130	3763 Red Rose Ct , Loganville GA, 30052	Completed	03/17/15	1	1	01/02/15	\$7,500.00	\$7,500.00	100.00%
Homebuyer	ACQUISITION ONLY	2133	2574 Chippewa Ct , Duluth GA, 30096	Completed	03/17/15	1	1	01/09/15	\$7,500.00	\$7,500.00	100.00%
Homebuyer	ACQUISITION ONLY	2134	3420 Quail Hollow Trl , Snellville GA, 30039	Completed	09/04/15	1	1	01/09/15	\$7,500.00	\$7,500.00	100.00%
Homebuyer	ACQUISITION ONLY	2137	1886 Logan Ridge Cir , Loganville GA, 30052	Completed	03/17/15	1	1	01/09/15	\$7,500.00	\$7,500.00	100.00%
Homebuyer	ACQUISITION ONLY	2138	2999 Wilsons PI , Snellville GA, 30039	Completed	03/17/15	1	1	01/09/15	\$7,500.00	\$7,500.00	100.00%
Homebuyer	ACQUISITION ONLY	2139	5000 Harley Beth Dr , Snellville GA, 30039	Completed	09/04/15	1	1	07/29/15	\$7,500.00	\$7,500.00	100.00%
Homebuyer	ACQUISITION ONLY	2140	5177 Dekalb Way , Stone Mountain GA, 30087	Completed	03/17/15	1	1	01/20/15	\$7,500.00	\$7,500.00	100.00%
Homebuyer	ACQUISITION ONLY	2141	2389 Suwanee Pointe Dr , Lawrenceville GA, 30043	Completed	03/17/15	1	1	01/20/15	\$7,500.00	\$7,500.00	100.00%
Homebuyer	ACQUISITION ONLY	2143	5657 Brooklyn Ln , Norcross GA, 30093	Completed	08/04/15	1	1	07/29/15	\$7,500.00	\$7,500.00	100.00%
Homebuyer	ACQUISITION ONLY	2145	558 Hardy Water Dr , Lawrenceville GA, 30045	Completed	09/04/15	1	1	07/29/15	\$7,500.00	\$7,500.00	100.00%
Homebuyer	ACQUISITION ONLY	2149	429 Village Bluff Dr , Lawrenceville GA, 30046	Completed	09/04/15	1	1	07/29/15	\$7,500.00	\$7,500.00	100.00%
Homebuyer	ACQUISITION ONLY	2158	409 Spring Head Dr , Lawrenceville GA, 30046	Completed	08/27/15	1	1	07/29/15	\$7,500.00	\$7,500.00	100.00%
Homebuyer	ACQUISITION ONLY	2160	2002 Burns View Ln , Lawrenceville GA, 30044	Completed	08/31/15	1	1	07/29/15	\$7,500.00	\$7,500.00	100.00%
Homebuyer	ACQUISITION ONLY	2161	2373 Hidden Ln , Snellville GA, 30078	Completed	08/27/15	1	1	07/29/15	\$7,500.00	\$7,500.00	100.00%
Homebuyer	ACQUISITION ONLY	2163	3331 Hart Way , Snellville GA, 30039	Completed	09/04/15	1	1	07/29/15	\$7,500.00	\$7,500.00	100.00%
Homebuyer	ACQUISITION ONLY	2164	2270 Whetstone Dr , Grayson GA, 30017	Completed	09/04/15	1	1	07/29/15	\$7,500.00	\$7,500.00	100.00%
Homebuyer	ACQUISITION ONLY	2165	3828 September Way , Snellville GA, 30039	Completed	09/04/15	1	1	07/29/15	\$7,500.00	\$7,500.00	100.00%
Homebuyer	ACQUISITION ONLY	2166	750 Flanigan Ct , Lawrenceville GA, 30045	Completed	09/04/15	1	1	07/29/15	\$7,500.00	\$7,500.00	100.00%
Homebuyer	ACQUISITION ONLY	2172	4496 Water Mill Dr , Buford GA, 30519	Completed	09/04/15	1	1	07/29/15	\$7,500.00	\$7,500.00	100.00%
Homebuyer	ACQUISITION ONLY	2173	886 Donington Cir , Lawrenceville GA, 30045	Completed	09/04/15	1	1	07/29/15	\$7,500.00	\$7,500.00	100.00%
Homebuyer	ACQUISITION ONLY	2174	3184 Glenloch PI , Lawrenceville GA, 30044	Completed	09/04/15	1	1	07/29/15	\$7,500.00	\$7,500.00	100.00%



U.S. Department of Housing and Urban Development
 Office of Community Planning and Development
 Integrated Disbursement and Information System
 Status of HOME Activities - Entitlement
 GWINNETT COUNTY, GA

DATE: 01-04-16
 TIME: 14:13
 PAGE: 3

IDIS - PR22

Tenure Type	Activity Type	IDIS Activity	Activity Address	Activity Status	Status Date	Total Units	Home Units	Initial Funding Date	Committed Amount	Drawn Amount	PCT
Homebuyer	ACQUISITION ONLY	2176	998 High Tide Trl , Loganville GA, 30052	Completed	09/04/15	1	1	07/29/15	\$7,500.00	\$7,500.00	100.00%
Homebuyer	ACQUISITION ONLY	2177	1290 Grayland Hills Trl , Lawrenceville GA, 30046	Completed	09/04/15	1	1	07/29/15	\$7,500.00	\$7,500.00	100.00%
Homebuyer	ACQUISITION ONLY	2178	1627 Summit Creek Way , Loganville GA, 30052	Canceled	12/29/15	0	0	07/29/15	\$0.00	\$0.00	0.00%
Homebuyer	ACQUISITION ONLY	2180	5256 Rails Way , Norcross GA, 30071	Final Draw	0.00	0	0	07/29/15	\$7,500.00	\$7,500.00	100.00%
Homebuyer	ACQUISITION ONLY	2181	2455 Wildflower Ln , Snellville GA, 30039	Completed	12/28/15	1	1	07/29/15	\$7,500.00	\$7,500.00	100.00%
Homebuyer	ACQUISITION ONLY	2182	412 Spring Head Dr , Lawrenceville GA, 30046	Completed	12/28/15	1	1	08/21/15	\$7,500.00	\$7,500.00	100.00%
Homebuyer	ACQUISITION ONLY	2183	6575 Devonshire Ct , Norcross GA, 30093	Completed	12/28/15	1	1	07/29/15	\$7,500.00	\$7,500.00	100.00%
Homebuyer	ACQUISITION ONLY	2184	2819 Porter Dr , Lawrenceville GA, 30044	Completed	12/28/15	1	1	08/21/15	\$7,500.00	\$7,500.00	100.00%
Homebuyer	ACQUISITION ONLY	2185	966 Port Way , Lawrenceville GA, 30043	Completed	12/28/15	1	1	08/21/15	\$7,500.00	\$7,500.00	100.00%
Homebuyer	ACQUISITION ONLY	2186	1128 Montague Place Ct , Lawrenceville GA, 30043	Completed	12/28/15	1	1	08/21/15	\$7,500.00	\$7,500.00	100.00%
Homebuyer	ACQUISITION ONLY	2187	1117 Sawgrass Ct SW , Lilburn GA, 30047	Final Draw	0.00	0	0	12/30/15	\$7,500.00	\$7,500.00	100.00%
Homebuyer	ACQUISITION ONLY	2188	801 Old Peachtree Rd NW Unit 95 Unit 95 , Lawrenceville GA, 30043	Final Draw	0.00	0	0	08/21/15	\$7,500.00	\$7,500.00	100.00%
Homebuyer	ACQUISITION ONLY	2191	569 Galloway Ln , Lawrenceville GA, 30045	Completed	12/28/15	1	1	08/21/15	\$7,500.00	\$7,500.00	100.00%
Homebuyer	ACQUISITION ONLY	2192	2855 Cordite Loop , Snellville GA, 30039	Final Draw	0.00	0	0	12/30/15	\$7,500.00	\$7,500.00	100.00%
Homebuyer	ACQUISITION ONLY	2193	902 Alysum Ave , Lawrenceville GA, 30045	Final Draw	0.00	0	0	12/30/15	\$7,500.00	\$7,500.00	100.00%
Homebuyer	ACQUISITION ONLY	2194	5260 Gable Ridge Way , Sugar Hill GA, 30518	Final Draw	0.00	0	0	12/30/15	\$7,500.00	\$7,500.00	100.00%
Homebuyer	ACQUISITION ONLY	2198	4660 Duration Ct , Snellville GA, 30039	Final Draw	0.00	0	0	12/30/15	\$7,500.00	\$7,500.00	100.00%
Homebuyer	ACQUISITION ONLY	2199	335 Whisper Way , Dacula GA, 30019	Final Draw	0.00	0	0	12/30/15	\$7,500.00	\$7,500.00	100.00%
Homebuyer	ACQUISITION ONLY	2200	1289 Herrington Rd , Lawrenceville GA, 30044	Final Draw	0.00	0	0	12/30/15	\$7,500.00	\$7,500.00	100.00%
Homebuyer	ACQUISITION ONLY	2204	5050 Sioux Cir NW , Lilburn GA, 30047	Final Draw	0.00	0	0	12/30/15	\$7,500.00	\$7,500.00	100.00%
Homebuyer	ACQUISITION ONLY	2205	2161 Ferentz Trce , Norcross GA, 30071	Final Draw	0.00	0	0	12/30/15	\$7,500.00	\$7,500.00	100.00%



U.S. Department of Housing and Urban Development
 Office of Community Planning and Development
 Integrated Disbursement and Information System
 Status of HOME Activities - Entitlement
 GWINNETT COUNTY, GA

DATE: 01-04-16
 TIME: 14:13
 PAGE: 4

IDIS - PR22

Tenure Type	Activity Type	IDIS Activity	Activity Address	Activity Status	Status Date	Total Units	Home Units	Initial Funding Date	Committed Amount	Drawn Amount	PCT
Homebuyer	ACQUISITION ONLY	2206	4272 Marci St , Snellville GA, 30039	Final Draw	0.00	0	0	12/30/15	\$7,500.00	\$7,500.00	100.00%
Homebuyer	ACQUISITION ONLY	2207	1254 Township Dr , Lawrenceville GA, 30043	Final Draw	0.00	0	0	12/30/15	\$7,500.00	\$7,500.00	100.00%
Homebuyer	ACQUISITION AND REHABILITATION	1970	2225 Stoneoak Dr , Lawrenceville GA, 30043	Open	05/19/14	1	1	06/12/13	\$121,189.97	\$120,904.62	99.76%
Homebuyer	ACQUISITION AND REHABILITATION	2058	136 Spring Walk Way , Lawrenceville GA, 30046	Completed	07/30/15	1	1	10/29/14	\$143,741.00	\$143,741.00	100.00%
Homebuyer	ACQUISITION AND REHABILITATION	2059	5155 Bridle Point Pkwy , Snellville GA, 30039	Open	07/31/15	0	0	07/30/15	\$174,029.96	\$112,500.00	64.64%
Homebuyer	ACQUISITION AND REHABILITATION	2135	250 Omega St , Lawrenceville GA, 30046	Completed	12/30/15	1	1	02/02/15	\$78,138.02	\$78,138.02	100.00%
Homebuyer	ACQUISITION AND REHABILITATION	2146	640 Paden Mill Trl , Lawrenceville GA, 30044	Open	07/31/15	0	0	07/30/15	\$168,285.06	\$115,830.00	68.83%
Homebuyer	ACQUISITION AND REHABILITATION	2162	840 Melrose Park Pl , Lawrenceville GA, 30044	Open	07/31/15	0	0	07/30/15	\$183,424.41	\$58,445.00	31.86%
Homebuyer	ACQUISITION AND REHABILITATION	2190	3553 Rosebud Park Ct , Snellville GA, 30039	Open	12/30/15	0	0	12/30/15	\$130,641.76	\$0.00	0.00%
Homebuyer	ACQUISITION AND REHABILITATION	2201	1870 Surrey Hill Cir , Lawrenceville GA, 30044	Open	10/26/15	0	0	10/26/15	\$0.00	\$0.00	0.00%
Homebuyer	ACQUISITION AND REHABILITATION	2202	3553 Rosebud Park Ct , Snellville GA, 30039	Open	10/26/15	0	0	10/26/15	\$0.00	\$0.00	0.00%

PR23 – HOME Summary Accomplishments



U.S. Department of Housing and Urban Development
 Office of Community Planning and Development
 Integrated Disbursement and Information System
 CDBG Summary of Accomplishments
 Program Year: 2015

DATE: 01-04-16
 TIME: 14:14
 PAGE: 1

GWINNETT COUNTY

Count of CDBG Activities with Disbursements by Activity Group & Matrix Code

Activity Group	Activity Category	Open Count	Open Activities Disbursed	Completed Count	Completed Activities Disbursed	Program Year Count	Total Activities Disbursed
Acquisition	Acquisition of Real Property (01)	9	\$352,127.38	8	\$0.00	17	\$352,127.38
	Total Acquisition	9	\$352,127.38	8	\$0.00	17	\$352,127.38
Housing	Rehab; Single-Unit Residential (14A)	8	\$594,686.85	2	\$24.00	10	\$594,710.85
	Public Housing Modernization (14C)	1	\$131,462.00	0	\$0.00	1	\$131,462.00
	Rehabilitation Administration (14H)	4	\$125,404.62	3	\$13,645.84	7	\$139,050.46
	Housing Services (14J)	3	\$61,384.92	0	\$0.00	3	\$61,384.92
	Total Housing	16	\$912,938.39	5	\$13,669.84	21	\$926,608.23
Public Facilities and Improvements	Public Facilities and Improvement (General) (03)	1	\$0.00	0	\$0.00	1	\$0.00
	Senior Centers (03A)	1	\$187,962.66	3	\$35,515.80	4	\$223,478.46
	Handicapped Centers (03B)	4	\$351,224.49	1	\$0.00	5	\$351,224.49
	Homeless Facilities (not operating costs) (03C)	0	\$0.00	2	\$9,680.20	2	\$9,680.20
	Youth Centers (03D)	3	\$0.00	0	\$0.00	3	\$0.00
	Flood Drainage Improvements (03I)	1	\$30,000.00	0	\$0.00	1	\$30,000.00
	Water/Sewer Improvements (03J)	2	\$565,384.95	4	\$196,000.00	6	\$761,384.95
	Street Improvements (03K)	2	\$353,930.00	4	\$240,000.00	6	\$593,930.00
	Sidewalks (03L)	2	\$226,660.00	2	\$0.00	4	\$226,660.00
	Child Care Centers (03M)	1	\$0.00	2	\$0.00	3	\$0.00
	Health Facilities (03P)	2	\$955,800.00	1	\$0.00	3	\$955,800.00
	Total Public Facilities and Improvements	19	\$2,670,962.10	19	\$481,196.00	38	\$3,152,158.10
Public Services	Operating Costs of Homeless/AIDS Patients Programs (03T)	3	\$130,182.05	0	\$0.00	3	\$130,182.05
	Senior Services (05A)	0	\$0.00	1	\$32,708.53	1	\$32,708.53
	Handicapped Services (05B)	2	\$121,930.00	2	\$109,419.00	4	\$231,349.00
	Youth Services (05D)	0	\$0.00	1	\$0.00	1	\$0.00
	Battered and Abused Spouses (05G)	1	\$39,464.62	2	\$22,207.44	3	\$61,672.06
	Fair Housing Activities (if CDGS, then subject to 15% cap) (05J)	1	\$36,000.00	0	\$0.00	1	\$36,000.00
	Health Services (05M)	1	\$0.00	4	\$244,437.54	5	\$244,437.54
	Abused and Neglected Children (05N)	0	\$0.00	1	\$0.00	1	\$0.00
	Housing Counseling (05U)	3	\$75,826.09	0	\$0.00	3	\$75,826.09



U.S. Department of Housing and Urban Development
 Office of Community Planning and Development
 Integrated Disbursement and Information System
 CDBG Summary of Accomplishments
 Program Year: 2015

DATE: 01-04-16
 TIME: 14:14
 PAGE: 2

GWINNETT COUNTY

Activity Group	Activity Category	Open Count	Open Activities Disbursed	Completed Count	Completed Activities Disbursed	Program Year Count	Total Activities Disbursed
Public Services	Total Public Services	11	\$403,402.76	11	\$408,772.51	22	\$812,175.27
General Administration and Planning	General Program Administration (21A)	6	\$192,684.51	3	\$17,072.45	9	\$209,756.96
	HOME Admin/Planning Costs of PJ (subject to 5% cap) (21H)	1	\$0.00	0	\$0.00	1	\$0.00
	Total General Administration and Planning	7	\$192,684.51	3	\$17,072.45	10	\$209,756.96
Grand Total		62	\$4,532,115.14	46	\$920,710.80	108	\$5,452,825.94



U.S. Department of Housing and Urban Development
 Office of Community Planning and Development
 Integrated Disbursement and Information System
 CDBG Summary of Accomplishments
 Program Year: 2015

DATE: 01-04-16
 TIME: 14:14
 PAGE: 3

GWINNETT COUNTY

CDBG Sum of Actual Accomplishments by Activity Group and Accomplishment Type

Activity Group	Matrix Code	Accomplishment Type	Open Count	Completed Count	Program Year Totals
Acquisition	Acquisition of Real Property (01)	Persons	0	0	0
		Housing Units	18	22	40
		Total Acquisition	18	22	40
Housing	Rehab; Single-Unit Residential (14A)	Housing Units	126	30	156
		Public Housing Modernization (14C)	0	0	0
		Rehabilitation Administration (14H)	0	86	86
		Housing Services (14J)	0	0	0
		Total Housing	126	116	242
Public Facilities and Improvements	Senior Centers (03A)	Public Facilities	0	2,005	2,005
		Handicapped Centers (03B)	0	70	70
		Homeless Facilities (not operating costs) (03C)	0	131	131
		Youth Centers (03D)	0	0	0
		Flood Drainage Improvements (03I)	0	0	0
		Water/Sewer Improvements (03J)	0	14,225	14,225
		Street Improvements (03K)	0	4,468	4,468
		Sidewalks (03L)	0	152	152
		Child Care Centers (03M)	0	242	242
		Health Facilities (03P)	0	46,700	46,700
Total Public Facilities and Improvements	0	67,993	67,993		
Public Services	Operating Costs of Homeless/AIDS Patients Programs (03T)	Persons	0	0	0
		Senior Services (05A)	0	1,848	1,848
		Handicapped Services (05B)	0	209	209
		Youth Services (05D)	0	639	639
		Battered and Abused Spouses (05G)	0	363	363
		Fair Housing Activities (if CDGS, then subject to 15% cap) (05J)	35	0	35
		Health Services (05M)	0	68,371	68,371
		Abused and Neglected Children (05N)	0	58	58
Housing Counseling (05U)	257	0	257		
Total Public Services	292	71,488	71,780		
Grand Total			436	139,619	140,055



GWINNETT COUNTY

CDBG Beneficiaries by Racial / Ethnic Category

Housing-Non Housing	Race	Total Persons	Total Hispanic		
			Persons	Total Households	
				Total Hispanic Households	
Housing	White	0	0	119	20
	Black/African American	0	0	93	0
	Asian	0	0	15	0
	Other multi-racial	0	0	15	0
	Total Housing	0	0	242	20
Non Housing	White	41,441	26,753	89	33
	Black/African American	23,963	855	196	1
	Asian	5,401	213	11	3
	American Indian/Alaskan Native	12	0	1	0
	Native Hawaiian/Other Pacific Islander	0	0	0	0
	Black/African American & White	8	1	0	0
	Other multi-racial	3,146	1,069	0	0
	Total Non Housing	73,971	28,891	297	37
Grand Total	White	41,441	26,753	208	53
	Black/African American	23,963	855	289	1
	Asian	5,401	213	26	3
	American Indian/Alaskan Native	12	0	1	0
	Native Hawaiian/Other Pacific Islander	0	0	0	0
	Black/African American & White	8	1	0	0
	Other multi-racial	3,146	1,069	15	0
	Total Grand Total	73,971	28,891	539	57



WINNETT COUNTY

CDBG Beneficiaries by Income Category

	Income Levels	Owner Occupied	Renter Occupied	Persons
Housing	Extremely Low (<=30%)	0	0	0
	Low (>30% and <=50%)	1	0	0
	Mod (>50% and <=80%)	14	0	0
	Total Low-Mod	15	0	0
	Non Low-Mod (>80%)	0	0	0
	Total Beneficiaries	15	0	0
Non Housing	Extremely Low (<=30%)	21	0	36,901
	Low (>30% and <=50%)	19	0	22,376
	Mod (>50% and <=80%)	0	0	2,917
	Total Low-Mod	40	0	62,194
	Non Low-Mod (>80%)	0	0	8,900
	Total Beneficiaries	40	0	71,094

PR25 – Status of CHDO Funds



U.S. Department of Housing and Urban Development
 Office of Community Planning and Development
 Integrated Disbursement and Information System
 PR 25 - Status of CHDO Funds by Fiscal Year Report
 GWINNETT COUNTY, GA

DATE: 01-04-16
 TIME: 14:16
 PAGE: 1

Funds Subgranted To CHDOS

Fiscal Year	CHDO Name	Fund Type	Amount	Amount	Balance	%	Amount	%
			Reserved	Committed	to Commit	Committed Reserved	Disbursed	Disbursed Committed
2015	Atlanta Neighborhood Development Partnership	CO	\$50,000.00	\$50,000.00	\$0.00	100.0%	\$0.00	0.0%
	Fund Type Total for 2015	CO	\$50,000.00	\$50,000.00	\$0.00	100.0%	\$0.00	0.0%
	Atlanta Neighborhood Development Partnership	CR	\$213,879.00	\$0.00	\$213,879.00	0.0%	\$0.00	
	Fund Type Total for 2015	CR	\$213,879.00	\$0.00	\$213,879.00	0.0%	\$0.00	
Total For 2015 Funds (CR+CC+CL)			\$213,879.00					
Total For 2015 Funds (CO)			\$50,000.00					

Funds Subgranted To CHDOS

Fiscal Year	CHDO Name	Fund Type	Amount	Amount	Balance	%	Amount	%
			Reserved	Committed	to Commit	Committed Reserved	Disbursed	Disbursed Committed
2014	Atlanta Neighborhood Development Partnership	CO	\$50,000.00	\$50,000.00	\$0.00	100.0%	\$50,000.00	100.0%
	Fund Type Total for 2014	CO	\$50,000.00	\$50,000.00	\$0.00	100.0%	\$50,000.00	100.0%
	Atlanta Neighborhood Development Partnership	CR	\$475,863.00	\$451,538.49	\$24,324.51	94.9%	\$82,122.00	18.2%
	Fund Type Total for 2014	CR	\$475,863.00	\$451,538.49	\$24,324.51	94.9%	\$82,122.00	18.2%
Total For 2014 Funds (CR+CC+CL)			\$475,863.00					
Total For 2014 Funds (CO)			\$50,000.00					

Funds Subgranted To CHDOS

Fiscal Year	CHDO Name	Fund Type	Amount	Amount	Balance	%	Amount	%
			Reserved	Committed	to Commit	Committed Reserved	Disbursed	Disbursed Committed
2013	Atlanta Neighborhood Development Partnership	CR	\$204,653.00	\$204,653.00	\$0.00	100.0%	\$204,653.00	100.0%
	Fund Type Total for 2013	CR	\$204,653.00	\$204,653.00	\$0.00	100.0%	\$204,653.00	100.0%
Total For 2013 Funds (CR+CC+CL)			\$204,653.00					
Total For 2013 Funds (CO)			\$0.00					



U.S. Department of Housing and Urban Development
 Office of Community Planning and Development
 Integrated Disbursement and Information System
 PR 25 - Status of CHDO Funds by Fiscal Year Report
 GWINNETT COUNTY, GA

DATE: 01-04-16
 TIME: 14:16
 PAGE: 2

Funds Subgranted To CHDOS

Fiscal Year	CHDO Name	Fund Type	Amount	Amount	Balance	%	Amount	%
			Reserved	Committed	to Commit	Committed Reserved	Disbursed	Disbursed Committed
2012	LAWRENCEVILLE HOUSING CORP. INC.	CO	\$63,665.00	\$63,665.00	\$0.00	100.0%	\$63,665.00	100.0%
	Fund Type Total for 2012	CO	\$63,665.00	\$63,665.00	\$0.00	100.0%	\$63,665.00	100.0%
	Atlanta Neighborhood Development Partnership	CR	\$189.70	\$189.70	\$0.00	100.0%	\$0.00	0.0%
	LAWRENCEVILLE HOUSING CORP. INC.	CR	\$191,281.05	\$191,281.05	\$0.00	100.0%	\$190,995.70	99.9%
	Fund Type Total for 2012	CR	\$191,470.75	\$191,470.75	\$0.00	100.0%	\$190,995.70	99.8%
Total For 2012 Funds (CR+CC+CL)			\$191,470.75					
Total For 2012 Funds (CO)			\$63,665.00					

Funds Subgranted To CHDOS

Fiscal Year	CHDO Name	Fund Type	Amount	Amount	Balance	%	Amount	%
			Reserved	Committed	to Commit	Committed Reserved	Disbursed	Disbursed Committed
2011	LAWRENCEVILLE HOUSING CORP. INC.	CO	\$69,521.20	\$69,521.20	\$0.00	100.0%	\$69,521.20	100.0%
	Fund Type Total for 2011	CO	\$69,521.20	\$69,521.20	\$0.00	100.0%	\$69,521.20	100.0%
	LAWRENCEVILLE HOUSING CORP. INC.	CR	\$208,563.60	\$208,563.60	\$0.00	100.0%	\$208,563.60	100.0%
	Fund Type Total for 2011	CR	\$208,563.60	\$208,563.60	\$0.00	100.0%	\$208,563.60	100.0%
Total For 2011 Funds (CR+CC+CL)			\$208,563.60					
Total For 2011 Funds (CO)			\$69,521.20					

Funds Subgranted To CHDOS

Fiscal Year	CHDO Name	Fund Type	Amount	Amount	Balance	%	Amount	%
			Reserved	Committed	to Commit	Committed Reserved	Disbursed	Disbursed Committed
2010	LAWRENCEVILLE HOUSING CORP. INC.	CR	\$237,675.30	\$237,675.30	\$0.00	100.0%	\$237,675.30	100.0%
	Fund Type Total for 2010	CR	\$237,675.30	\$237,675.30	\$0.00	100.0%	\$237,675.30	100.0%
Total For 2010 Funds (CR+CC+CL)			\$237,675.30					
Total For 2010 Funds (CO)			\$0.00					



U.S. Department of Housing and Urban Development
 Office of Community Planning and Development
 Integrated Disbursement and Information System
 PR 25 - Status of CHDO Funds by Fiscal Year Report
 GWINNETT COUNTY, GA

DATE: 01-04-16
 TIME: 14:16
 PAGE: 3

Funds Subgranted To CHDOS

Fiscal Year	CHDO Name	Fund Type	Amount	Amount	Balance	%	Amount	%
			Reserved	Committed	to Commit	Committed Reserved	Disbursed	Disbursed Committed
2009	LAWRENCEVILLE HOUSING CORP. INC.	CR	\$238,239.15	\$238,239.15	\$0.00	100.0%	\$238,239.15	100.0%
Fund Type Total for 2009		CR	\$238,239.15	\$238,239.15	\$0.00	100.0%	\$238,239.15	100.0%
Total For 2009 Funds (CR+CC+CL)			\$238,239.15					
Total For 2009 Funds (CO)			\$0.00					

Funds Subgranted To CHDOS

Fiscal Year	CHDO Name	Fund Type	Amount	Amount	Balance	%	Amount	%
			Reserved	Committed	to Commit	Committed Reserved	Disbursed	Disbursed Committed
2008	LAWRENCEVILLE HOUSING CORP. INC.	CR	\$214,563.90	\$214,563.90	\$0.00	100.0%	\$214,563.90	100.0%
Fund Type Total for 2008		CR	\$214,563.90	\$214,563.90	\$0.00	100.0%	\$214,563.90	100.0%
Total For 2008 Funds (CR+CC+CL)			\$214,563.90					
Total For 2008 Funds (CO)			\$0.00					

Funds Subgranted To CHDOS

Fiscal Year	CHDO Name	Fund Type	Amount	Amount	Balance	%	Amount	%
			Reserved	Committed	to Commit	Committed Reserved	Disbursed	Disbursed Committed
2007	GWINNETT HOUSING RESOURCE PARTNERSHIP, INC	CR	\$220,986.90	\$220,986.90	\$0.00	100.0%	\$220,986.90	100.0%
Fund Type Total for 2007		CR	\$220,986.90	\$220,986.90	\$0.00	100.0%	\$220,986.90	100.0%
Total For 2007 Funds (CR+CC+CL)			\$220,986.90					
Total For 2007 Funds (CO)			\$0.00					

Funds Subgranted To CHDOS

Fiscal Year	CHDO Name	Fund Type	Amount	Amount	Balance	%	Amount	%
			Reserved	Committed	to Commit	Committed Reserved	Disbursed	Disbursed Committed
2006	GWINNETT HOUSING RESOURCE PARTNERSHIP, INC	CR	\$223,256.25	\$223,256.25	\$0.00	100.0%	\$223,256.25	100.0%
Fund Type Total for 2006		CR	\$223,256.25	\$223,256.25	\$0.00	100.0%	\$223,256.25	100.0%
Total For 2006 Funds (CR+CC+CL)			\$223,256.25					
Total For 2006 Funds (CO)			\$0.00					



U.S. Department of Housing and Urban Development
 Office of Community Planning and Development
 Integrated Disbursement and Information System
 PR 25 - Status of CHDO Funds by Fiscal Year Report
 GWINNETT COUNTY, GA

DATE: 01-04-16
 TIME: 14:16
 PAGE: 4

Funds Subgranted To CHDOS

Fiscal Year	CHDO Name	Fund Type	Amount	Amount	Balance	%	Amount	%
			Reserved	Committed	to Commit	Committed Reserved	Disbursed	Disbursed Committed
2005	GWINNETT HOUSING RESOURCE PARTNERSHIP, INC	CR	\$236,976.60	\$236,976.60	\$0.00	100.0%	\$236,976.60	100.0%
Fund Type Total for 2005		CR	\$236,976.60	\$236,976.60	\$0.00	100.0%	\$236,976.60	100.0%
Total For 2005 Funds (CR+CC+CL)			\$236,976.60					
Total For 2005 Funds (CO)			\$0.00					

Funds Subgranted To CHDOS

Fiscal Year	CHDO Name	Fund Type	Amount	Amount	Balance	%	Amount	%
			Reserved	Committed	to Commit	Committed Reserved	Disbursed	Disbursed Committed
2004	GWINNETT HOUSING RESOURCE PARTNERSHIP, INC	CR	\$244,578.45	\$244,578.45	\$0.00	100.0%	\$244,578.45	100.0%
Fund Type Total for 2004		CR	\$244,578.45	\$244,578.45	\$0.00	100.0%	\$244,578.45	100.0%
Total For 2004 Funds (CR+CC+CL)			\$244,578.45					
Total For 2004 Funds (CO)			\$0.00					

Funds Subgranted To CHDOS

Fiscal Year	CHDO Name	Fund Type	Amount	Amount	Balance	%	Amount	%
			Reserved	Committed	to Commit	Committed Reserved	Disbursed	Disbursed Committed
2003	GWINNETT HOUSING RESOURCE PARTNERSHIP, INC	CR	\$243,008.55	\$243,008.55	\$0.00	100.0%	\$243,008.55	100.0%
Fund Type Total for 2003		CR	\$243,008.55	\$243,008.55	\$0.00	100.0%	\$243,008.55	100.0%
Total For 2003 Funds (CR+CC+CL)			\$243,008.55					
Total For 2003 Funds (CO)			\$0.00					

Funds Subgranted To CHDOS

Fiscal Year	CHDO Name	Fund Type	Amount	Amount	Balance	%	Amount	%
			Reserved	Committed	to Commit	Committed Reserved	Disbursed	Disbursed Committed
2002	GWINNETT HOUSING RESOURCE PARTNERSHIP, INC	CO	\$42,550.00	\$42,550.00	\$0.00	100.0%	\$42,550.00	100.0%
Fund Type Total for 2002		CO	\$42,550.00	\$42,550.00	\$0.00	100.0%	\$42,550.00	100.0%
	GWINNETT HOUSING RESOURCE PARTNERSHIP, INC	CR	\$127,650.00	\$127,650.00	\$0.00	100.0%	\$127,650.00	100.0%
Fund Type Total for 2002		CR	\$127,650.00	\$127,650.00	\$0.00	100.0%	\$127,650.00	100.0%
Total For 2002 Funds (CR+CC+CL)			\$127,650.00					
Total For 2002 Funds (CO)			\$42,550.00					



U.S. Department of Housing and Urban Development
 Office of Community Planning and Development
 Integrated Disbursement and Information System
 PR 25 - Status of CHDO Funds by Fiscal Year Report
 GWINNETT COUNTY, GA

DATE: 01-04-16
 TIME: 14:16
 PAGE: 5

Funds Subgranted To CHDOS

Fiscal Year	CHDO Name	Fund Type	Amount	Amount	Balance	%	Amount	%
			Reserved	Committed	to	Committed	Disbursed	Disbursed
2001	GWINNETT HOUSING RESOURCE PARTNERSHIP, INC	CO	\$42,700.00	\$42,700.00	\$0.00	100.0%	\$42,700.00	100.0%
	Fund Type Total for 2001	CO	\$42,700.00	\$42,700.00	\$0.00	100.0%	\$42,700.00	100.0%
	GWINNETT HOUSING RESOURCE PARTNERSHIP, INC	CR	\$128,100.00	\$128,100.00	\$0.00	100.0%	\$128,100.00	100.0%
	Fund Type Total for 2001	CR	\$128,100.00	\$128,100.00	\$0.00	100.0%	\$128,100.00	100.0%
Total For 2001 Funds (CR+CC+CL)			\$128,100.00					
Total For 2001 Funds (CO)			\$42,700.00					

Funds Subgranted To CHDOS

Fiscal Year	CHDO Name	Fund Type	Amount	Amount	Balance	%	Amount	%
			Reserved	Committed	to	Committed	Disbursed	Disbursed
2000	GWINNETT HOUSING RESOURCE PARTNERSHIP, INC	CO	\$38,100.00	\$38,100.00	\$0.00	100.0%	\$38,100.00	100.0%
	Fund Type Total for 2000	CO	\$38,100.00	\$38,100.00	\$0.00	100.0%	\$38,100.00	100.0%
	GWINNETT HOUSING RESOURCE PARTNERSHIP, INC	CR	\$114,300.00	\$114,300.00	\$0.00	100.0%	\$114,300.00	100.0%
	Fund Type Total for 2000	CR	\$114,300.00	\$114,300.00	\$0.00	100.0%	\$114,300.00	100.0%
Total For 2000 Funds (CR+CC+CL)			\$114,300.00					
Total For 2000 Funds (CO)			\$38,100.00					

Total For All Years (Subgranted to CHDOS) **\$3,880,300.65**

Total For All Years (Not Subgranted to CHDOS)

Grand Total **\$3,880,300.65**

PR26 – CDBG Financial Summary Report



Office of Community Planning and Development
 U.S. Department of Housing and Urban Development
 Integrated Disbursement and Information System
 PR26 - CDBG Financial Summary Report
 Program Year 2015
 GWINNETT COUNTY , GA

DATE: 01-04-16
 TIME: 14:20
 PAGE: 1

PART I: SUMMARY OF CDBG RESOURCES

01 UNEXPENDED CDBG FUNDS AT END OF PREVIOUS PROGRAM YEAR	0.00
02 ENTITLEMENT GRANT	5,250,476.00
03 SURPLUS URBAN RENEWAL	0.00
04 SECTION 108 GUARANTEED LOAN FUNDS	0.00
05 CURRENT YEAR PROGRAM INCOME	84,120.26
05a CURRENT YEAR SECTION 108 PROGRAM INCOME (FOR SI TYPE)	0.00
06 FUNDS RETURNED TO THE LINE-OF-CREDIT	0.00
06a FUNDS RETURNED TO THE LOCAL CDBG ACCOUNT	0.00
07 ADJUSTMENT TO COMPUTE TOTAL AVAILABLE	0.00
08 TOTAL AVAILABLE (SUM, LINES 01-07)	5,334,596.26

PART II: SUMMARY OF CDBG EXPENDITURES

09 DISBURSEMENTS OTHER THAN SECTION 108 REPAYMENTS AND PLANNING/ADMINISTRATION	5,243,068.98
10 ADJUSTMENT TO COMPUTE TOTAL AMOUNT SUBJECT TO LOW/MOD BENEFIT	0.00
11 AMOUNT SUBJECT TO LOW/MOD BENEFIT (LINE 09 + LINE 10)	5,243,068.98
12 DISBURSED IN IDIS FOR PLANNING/ADMINISTRATION	209,756.96
13 DISBURSED IN IDIS FOR SECTION 108 REPAYMENTS	0.00
14 ADJUSTMENT TO COMPUTE TOTAL EXPENDITURES	0.00
15 TOTAL EXPENDITURES (SUM, LINES 11-14)	5,452,825.94
16 UNEXPENDED BALANCE (LINE 08 - LINE 15)	(118,229.68)

PART III: LOW/MOD BENEFIT THIS REPORTING PERIOD

17 EXPENDED FOR LOW/MOD HOUSING IN SPECIAL AREAS	0.00
18 EXPENDED FOR LOW/MOD MULTI-UNIT HOUSING	0.00
19 DISBURSED FOR OTHER LOW/MOD ACTIVITIES	5,243,068.98
20 ADJUSTMENT TO COMPUTE TOTAL LOW/MOD CREDIT	0.00
21 TOTAL LOW/MOD CREDIT (SUM, LINES 17-20)	5,243,068.98
22 PERCENT LOW/MOD CREDIT (LINE 21/LINE 11)	100.00%

LOW/MOD BENEFIT FOR MULTI-YEAR CERTIFICATIONS

23 PROGRAM YEARS(PY) COVERED IN CERTIFICATION	PY: PY: PY:
24 CUMULATIVE NET EXPENDITURES SUBJECT TO LOW/MOD BENEFIT CALCULATION	0.00
25 CUMULATIVE EXPENDITURES BENEFITING LOW/MOD PERSONS	0.00
26 PERCENT BENEFIT TO LOW/MOD PERSONS (LINE 25/LINE 24)	0.00%

PART IV: PUBLIC SERVICE (PS) CAP CALCULATIONS

27 DISBURSED IN IDIS FOR PUBLIC SERVICES	812,175.27
28 PS UNLIQUIDATED OBLIGATIONS AT END OF CURRENT PROGRAM YEAR	0.00
29 PS UNLIQUIDATED OBLIGATIONS AT END OF PREVIOUS PROGRAM YEAR	0.00
30 ADJUSTMENT TO COMPUTE TOTAL PS OBLIGATIONS	0.00
31 TOTAL PS OBLIGATIONS (LINE 27 + LINE 28 - LINE 29 + LINE 30)	812,175.27
32 ENTITLEMENT GRANT	5,250,476.00
33 PRIOR YEAR PROGRAM INCOME	0.00
34 ADJUSTMENT TO COMPUTE TOTAL SUBJECT TO PS CAP	0.00
35 TOTAL SUBJECT TO PS CAP (SUM, LINES 32-34)	5,250,476.00
36 PERCENT FUNDS OBLIGATED FOR PS ACTIVITIES (LINE 31/LINE 35)	15.47%

PART V: PLANNING AND ADMINISTRATION (PA) CAP

37 DISBURSED IN IDIS FOR PLANNING/ADMINISTRATION	209,756.96
38 PA UNLIQUIDATED OBLIGATIONS AT END OF CURRENT PROGRAM YEAR	0.00
39 PA UNLIQUIDATED OBLIGATIONS AT END OF PREVIOUS PROGRAM YEAR	0.00
40 ADJUSTMENT TO COMPUTE TOTAL PA OBLIGATIONS	0.00
41 TOTAL PA OBLIGATIONS (LINE 37 + LINE 38 - LINE 39 +LINE 40)	209,756.96
42 ENTITLEMENT GRANT	5,250,476.00
43 CURRENT YEAR PROGRAM INCOME	84,120.26
44 ADJUSTMENT TO COMPUTE TOTAL SUBJECT TO PA CAP	0.00
45 TOTAL SUBJECT TO PA CAP (SUM, LINES 42-44)	5,334,596.26
46 PERCENT FUNDS OBLIGATED FOR PA ACTIVITIES (LINE 41/LINE 45)	3.93%



Office of Community Planning and Development
 U.S. Department of Housing and Urban Development
 Integrated Disbursement and Information System
 PR26 - CDBG Financial Summary Report
 Program Year 2015
 GWINNETT COUNTY , GA

DATE: 01-04-16
 TIME: 14:20
 PAGE: 2

LINE 17 DETAIL: ACTIVITIES TO CONSIDER IN DETERMINING THE AMOUNT TO ENTER ON LINE 17

Report returned no data.

LINE 18 DETAIL: ACTIVITIES TO CONSIDER IN DETERMINING THE AMOUNT TO ENTER ON LINE 18

Report returned no data.

LINE 19 DETAIL: ACTIVITIES INCLUDED IN THE COMPUTATION OF LINE 19

Plan Year	IDIS Project	IDIS Activity	Voucher Number	Activity Name	Matrix Code	National Objective	Drawn Amount
2015	25	2171	5861258	Good Samaritan - Building Acquisition/Expansion of Health Center	01	LMC	\$352,127.38
					01	Matrix Code	\$352,127.38
2010	2	1896	5834135	Senior Services Center - Phase 2	03A	LMC	\$3,364.40
2012	7	1830	5834251	Senior Services Center - Phase 2	03A	LMC	\$32,151.40
2014	7	1996	5834190	GC DoCS - Lawrenceville Senior Center Building Improvements	03A	LMC	\$64,022.60
2014	7	1996	5853353	GC DoCS - Lawrenceville Senior Center Building Improvements	03A	LMC	\$3,666.25
2014	7	1996	5858390	GC DoCS - Lawrenceville Senior Center Building Improvements	03A	LMC	\$512.77
2014	7	1996	5878884	GC DoCS - Lawrenceville Senior Center Building Improvements	03A	LMC	\$119,761.04
					03A	Matrix Code	\$223,478.46
2014	32	2155	5854795	Creative Enterprises - Accesibility Renovations	03B	LMC	\$88,046.00
2014	33	2156	5840794	Hi-Hope Service Center - Annex Building Renovations	03B	LMC	\$776.52
2014	33	2156	5853353	Hi-Hope Service Center - Annex Building Renovations	03B	LMC	\$318.17
2015	8	2103	5854795	Creative Enterprises - Accessibility Improvements - CEI Campus	03B	LMC	\$75,427.80
2015	8	2103	5871783	Creative Enterprises - Accessibility Improvements - CEI Campus	03B	LMC	\$186,656.00
					03B	Matrix Code	\$351,224.49
2011	24	1918	5834137	Rainbow Village Playground	03C	LMC	\$9,680.20
					03C	Matrix Code	\$9,680.20
2015	24	2170	5882216	City of Buford - Storm Drainage Improvements - West Park Street	03I	LMA	\$30,000.00
					03I	Matrix Code	\$30,000.00
2014	31	2154	5858390	City of Buford: Drainage Improvements	03J	LMA	\$63,000.00
2015	6	2098	5858334	City of Buford - Waterline Improvements - South Lee St	03J	LMA	\$86,545.58
2015	6	2098	5878884	City of Buford - Waterline Improvements - South Lee St	03J	LMA	\$68,454.42
2015	6	2099	5878884	City of Buford - Sewer Improvements - South Lee St	03J	LMA	\$180,876.36
2015	6	2099	5882216	City of Buford - Sewer Improvements - South Lee St	03J	LMA	\$229,508.59
2015	6	2100	5858334	City of Buford - Waterline Improvements - French's Blvd Mobile Home	03J	LMA	\$133,000.00
					03J	Matrix Code	\$761,384.95
2015	7	2101	5858334	City of Loganville - Street & Sidewalk Improvements - Fox Chase Subdivision	03K	LMA	\$144,000.00
2015	7	2101	5882216	City of Loganville - Street & Sidewalk Improvements - Fox Chase Subdivision	03K	LMA	\$149,930.00
2015	7	2102	5840750	City of Dacula - Street Improvements - Jody Ave, Scott Cir, Shane Ln	03K	LMA	\$152,875.00
2015	7	2102	5853684	City of Dacula - Street Improvements - Jody Ave, Scott Cir, Shane Ln	03K	LMA	\$87,125.00
2015	7	2169	5882216	City of Buford - Street Improvements - West Main St	03K	LMA	\$60,000.00
					03K	Matrix Code	\$593,930.00
2015	11	2108	5846297	City of Norcross - Sidewalk Improvements - Citywide	03L	LMA	\$74,100.60
2015	11	2108	5856846	City of Norcross - Sidewalk Improvements - Citywide	03L	LMA	\$121,607.00
2015	11	2108	5858334	City of Norcross - Sidewalk Improvements - Citywide	03L	LMA	\$19,822.70
2015	11	2108	5878884	City of Norcross - Sidewalk Improvements - Citywide	03L	LMA	\$11,129.70



Office of Community Planning and Development
 U.S. Department of Housing and Urban Development
 Integrated Disbursement and Information System
 PR26 - CDBG Financial Summary Report
 Program Year 2015
 GWINNETT COUNTY , GA

DATE: 01-04-16
 TIME: 14:20
 PAGE: 3

Plan Year	IDIS Project	IDIS Activity	Voucher Number	Activity Name	Matrix Code	National Objective	Drawn Amount
					03L	Matrix Code	\$226,660.00
2013	16	1986	5840827	View Point Health - Expansion of Crisis Stabilization Unit	03P	LMC	\$138,874.00
2013	16	1986	5857917	View Point Health - Expansion of Crisis Stabilization Unit	03P	LMC	\$108,626.00
2014	34	2157	5861258	Good Samartian Building Acquisition	03P	LMC	\$708,300.00
					03P	Matrix Code	\$955,800.00
2015	12	2109	5840750	LHC - Operating Costs - Pathway Home	03T	LMC	\$27,279.90
2015	12	2109	5846297	LHC - Operating Costs - Pathway Home	03T	LMC	\$2,755.56
2015	12	2109	5854795	LHC - Operating Costs - Pathway Home	03T	LMC	\$3,432.23
2015	12	2109	5871783	LHC - Operating Costs - Pathway Home	03T	LMC	\$10,673.70
2015	12	2109	5871948	LHC - Operating Costs - Pathway Home	03T	LMC	\$4,851.50
2015	12	2110	5845181	Rainbow Village - Equipment Purchase - Security System for Community Center	03T	LMC	\$31,090.48
2015	12	2110	5858334	Rainbow Village - Equipment Purchase - Security System for Community Center	03T	LMC	\$3,898.68
2015	12	2111	5858334	Salvation Army - Operating Costs - Home Sweet Home Gwinnett	03T	LMC	\$37,454.62
2015	12	2111	5871948	Salvation Army - Operating Costs - Home Sweet Home Gwinnett	03T	LMC	\$8,745.38
					03T	Matrix Code	\$130,182.05
2014	13	2002	5834190	GC DoCS - Operating Costs	05A	LMC	\$30,551.89
2014	13	2002	5840794	GC DoCS - Operating Costs	05A	LMC	\$2,156.64
					05A	Matrix Code	\$32,708.53
2015	13	2112	5844899	Annandale Village - Operating Costs - Developmental Disability Services	05B	LMC	\$47,565.00
2015	13	2113	5845181	Creative Enterprises - Equipment Purchase - Handicap Accessible Van	05B	LMC	\$85,638.00
2015	13	2114	5853174	Georgia Community Support and Solutions - Equipment Purchase - Handicap Accessible Van	05B	LMC	\$36,292.00
2015	13	2115	5840750	Hi-Hope Service Center - Operating Costs - Community Access Program	05B	LMC	\$61,854.00
					05B	Matrix Code	\$231,349.00
2014	9	1998	5834190	Partnership Against Domestic Violence - Operating Costs	05G	LMC	\$14,933.59
2014	9	1998	5840794	Partnership Against Domestic Violence - Operating Costs	05G	LMC	\$547.05
2014	10	1999	5834190	CredAbility - Operating Costs	05G	LMC	\$3,930.19
2014	10	1999	5840794	CredAbility - Operating Costs	05G	LMC	\$2,796.61
2015	14	2116	5840750	PADV - Operating Costs - Gwinnett Shelter	05G	LMC	\$13,846.11
2015	14	2116	5853174	PADV - Operating Costs - Gwinnett Shelter	05G	LMC	\$5,090.00
2015	14	2116	5854795	PADV - Operating Costs - Gwinnett Shelter	05G	LMC	\$5,090.00
2015	14	2116	5861258	PADV - Operating Costs - Gwinnett Shelter	05G	LMC	\$5,090.00
2015	14	2116	5882216	PADV - Operating Costs - Gwinnett Shelter	05G	LMC	\$10,348.51
					05G	Matrix Code	\$61,672.06
2012	31	2153	5844899	Fair Housing Activities	05J	LMC	\$24,000.00
2012	31	2153	5846297	Fair Housing Activities	05J	LMC	\$4,000.00
2012	31	2153	5854711	Fair Housing Activities	05J	LMC	\$4,000.00
2012	31	2153	5871948	Fair Housing Activities	05J	LMC	\$4,000.00
					05J	Matrix Code	\$36,000.00
2013	20	2014	5834259	Gwinnett County Board of Health - Equipment Purchase	05M	LMC	\$69,424.54
2013	20	2015	5834259	Hope Clinic - Equipment Purchase	05M	LMC	\$104,522.00
2013	20	2015	5846237	Hope Clinic - Equipment Purchase	05M	LMC	\$15,191.00
2014	12	2004	5834190	Hope Clinic - Operating Costs	05M	LMC	\$20,000.00
2014	12	2004	5846297	Hope Clinic - Operating Costs	05M	LMC	\$20,900.00
2015	15	2118	5844899	Hope Clinic - Operating Costs - Chronic Care Management Services	05M	LMC	\$14,400.00
					05M	Matrix Code	\$244,437.54
2014	14	2006	5834190	The IMPACT! Group - Operating Costs	05U	LMC	\$18,909.06
2014	14	2006	5840794	The IMPACT! Group - Operating Costs	05U	LMC	\$3,700.00
2014	14	2006	5858390	The IMPACT! Group - Operating Costs	05U	LMC	\$1,900.00



Office of Community Planning and Development
 U.S. Department of Housing and Urban Development
 Integrated Disbursement and Information System
 PR26 - CDBG Financial Summary Report
 Program Year 2015
 GWINNETT COUNTY , GA

DATE: 01-04-16
 TIME: 14:20
 PAGE: 4

Plan Year	IDIS Project	IDIS Activity	Voucher Number	Activity Name	Matrix Code	National Objective	Drawn Amount
2015	16	2119	5844899	Catholic Charities - Housing Counseling	05U	LMC	\$502.36
2015	16	2119	5853174	Catholic Charities - Housing Counseling	05U	LMC	\$1,088.32
2015	16	2119	5861258	Catholic Charities - Housing Counseling	05U	LMC	\$2,368.60
2015	16	2119	5878884	Catholic Charities - Housing Counseling	05U	LMC	\$2,328.77
2015	16	2119	5882216	Catholic Charities - Housing Counseling	05U	LMC	\$3,128.98
2015	16	2120	5840750	CPACS - Housing Counseling	05U	LMC	\$24,050.00
2015	16	2120	5846297	CPACS - Housing Counseling	05U	LMC	\$4,200.00
2015	16	2120	5853174	CPACS - Housing Counseling	05U	LMC	\$4,500.00
2015	16	2120	5861258	CPACS - Housing Counseling	05U	LMC	\$4,150.00
2015	16	2120	5878884	CPACS - Housing Counseling	05U	LMC	\$2,000.00
2015	16	2120	5882216	CPACS - Housing Counseling	05U	LMC	\$3,000.00
					05U	Matrix Code	\$75,826.09
2008	6	911	5858664	REHAB-CDBG SINGLE UNIT REHABILITATION	14A	LMH	\$11,437.00
2010	4	1256	5834135	CDBG-Single-Unit Housing Rehabilitation	14A	LMH	\$24.00
2012	8	1858	5846297	CDBG Single-Unit Housing Rehabilitation	14A	LMH	\$28,150.88
2012	8	1858	5854711	CDBG Single-Unit Housing Rehabilitation	14A	LMH	\$121,062.82
2012	8	1858	5871948	CDBG Single-Unit Housing Rehabilitation	14A	LMH	\$626.51
2012	8	1859	5879539	Hsg Rehab Lump Sum 2012	14A	LMH	\$3,365.29
2013	8	1989	5846724	CDBG Program Income	14A	LMH	\$14,373.16
2013	8	2011	5834259	CDBG Single-Unit Housing Rehabilitation (BOC 2013)	14A	LMH	\$287,961.67
2014	6	2090	5853353	Homeowner Housing Rehabilitation Program	14A	LMH	\$1,061.85
2015	23	2167	5871948	Gwinnett County Homeowner Housing Rehabilitation Program	14A	LMH	\$41,111.49
2015	23	2167	5882216	Gwinnett County Homeowner Housing Rehabilitation Program	14A	LMH	\$16,905.00
2015	23	2179	5852016	CDBG Program Income	14A	LMH	\$68,631.18
					14A	Matrix Code	\$594,710.85
2015	5	2097	5878884	LHA - New Memorial Apt (HVAC Replacements) & Sally Craig Apt (Roof Replacement)	14C	LMH	\$131,462.00
					14C	Matrix Code	\$131,462.00
2012	8	1929	5846316	CDBG Program Income	14H	LMH	\$9,160.84
2012	17	1930	5834251	Housing Rehab Service Delivery Costs	14H	LMH	\$4,482.00
2012	17	1959	5834251	Program Management - CDBG Single-Unit Housing Rehabilitation Admin.	14H	LMH	\$3.00
2013	8	2013	5834259	Housing Rehabilitation Program - Service Delivery Costs	14H	LMH	\$18,003.26
2013	8	2013	5840827	Housing Rehabilitation Program - Service Delivery Costs	14H	LMH	\$815.52
2013	8	2013	5846237	Housing Rehabilitation Program - Service Delivery Costs	14H	LMH	\$2,879.67
2013	8	2013	5853396	Housing Rehabilitation Program - Service Delivery Costs	14H	LMH	\$13,699.50
2013	8	2013	5853521	Housing Rehabilitation Program - Service Delivery Costs	14H	LMH	\$6,050.00
2013	8	2013	5857917	Housing Rehabilitation Program - Service Delivery Costs	14H	LMH	\$2,431.67
2013	8	2013	5871931	Housing Rehabilitation Program - Service Delivery Costs	14H	LMH	\$6,978.00
2013	23	2150	5834259	Homeowner Housing Rehabilitation Program Admin	14H	LMH	\$41,415.00
2013	23	2150	5840827	Homeowner Housing Rehabilitation Program Admin	14H	LMH	\$8,283.00
2013	23	2150	5846237	Homeowner Housing Rehabilitation Program Admin	14H	LMH	\$8,283.00
2013	23	2150	5857917	Homeowner Housing Rehabilitation Program Admin	14H	LMH	\$16,566.00
					14H	Matrix Code	\$139,050.46
2013	5	1948	5834259	Housing Services (HOMEstretch)	14J	LMH	\$29,575.00
2013	5	1948	5840827	Housing Services (HOMEstretch)	14J	LMH	\$5,915.00
2013	5	1948	5846237	Housing Services (HOMEstretch)	14J	LMH	\$5,914.92
2013	5	1948	5857917	Housing Services (HOMEstretch)	14J	LMH	\$11,830.00
2015	4	2096	5871783	Housing Services Delivery Costs	14J	LMH	\$400.00
2015	4	2096	5882216	Housing Services Delivery Costs	14J	LMH	\$7,750.00
					14J	Matrix Code	\$61,384.92
Total							\$5,243,068.98



Office of Community Planning and Development
 U.S. Department of Housing and Urban Development
 Integrated Disbursement and Information System
 PR26 - CDBG Financial Summary Report
 Program Year 2015
 GWINNETT COUNTY , GA

DATE: 01-04-16
 TIME: 14:20
 PAGE: 5

Plan Year	IDIS Project	IDIS Activity	Voucher Number	Activity Name	Matrix Code	National Objective	Drawn Amount
2015	12	2109	5840750	LHC - Operating Costs - Pathway Home	03T	LMC	\$27,279.90
2015	12	2109	5846297	LHC - Operating Costs - Pathway Home	03T	LMC	\$2,755.56
2015	12	2109	5854795	LHC - Operating Costs - Pathway Home	03T	LMC	\$3,432.23
2015	12	2109	5871783	LHC - Operating Costs - Pathway Home	03T	LMC	\$10,673.70
2015	12	2109	5871948	LHC - Operating Costs - Pathway Home	03T	LMC	\$4,851.50
2015	12	2110	5845181	Rainbow Village - Equipment Purchase - Security System for Community Center	03T	LMC	\$31,090.48
2015	12	2110	5858334	Rainbow Village - Equipment Purchase - Security System for Community Center	03T	LMC	\$3,898.68
2015	12	2111	5858334	Salvation Army - Operating Costs - Home Sweet Home Gwinnett	03T	LMC	\$37,454.62
2015	12	2111	5871948	Salvation Army - Operating Costs - Home Sweet Home Gwinnett	03T	LMC	\$8,745.38
					03T	Matrix Code	\$130,182.05
2014	13	2002	5834190	GC DoCS - Operating Costs	05A	LMC	\$30,551.89
2014	13	2002	5840794	GC DoCS - Operating Costs	05A	LMC	\$2,156.64
					05A	Matrix Code	\$32,708.53
2015	13	2112	5844899	Annandale Village - Operating Costs - Developmental Disability Services	05B	LMC	\$47,565.00
2015	13	2113	5845181	Creative Enterprises - Equipment Purchase - Handicap Accessible Van	05B	LMC	\$85,638.00
2015	13	2114	5853174	Georgia Community Support and Solutions - Equipment Purchase - Handicap Accessible Van	05B	LMC	\$36,292.00
2015	13	2115	5840750	Hi-Hope Service Center - Operating Costs - Community Access Program	05B	LMC	\$61,854.00
					05B	Matrix Code	\$231,349.00
2014	9	1998	5834190	Partnership Against Domestic Violence - Operating Costs	05G	LMC	\$14,933.59
2014	9	1998	5840794	Partnership Against Domestic Violence - Operating Costs	05G	LMC	\$547.05
2014	10	1999	5834190	CredAbility - Operating Costs	05G	LMC	\$3,930.19
2014	10	1999	5840794	CredAbility - Operating Costs	05G	LMC	\$2,796.61
2015	14	2116	5840750	PADV - Operating Costs - Gwinnett Shelter	05G	LMC	\$13,846.11
2015	14	2116	5853174	PADV - Operating Costs - Gwinnett Shelter	05G	LMC	\$5,090.00
2015	14	2116	5854795	PADV - Operating Costs - Gwinnett Shelter	05G	LMC	\$5,090.00
2015	14	2116	5861258	PADV - Operating Costs - Gwinnett Shelter	05G	LMC	\$5,090.00
2015	14	2116	5882216	PADV - Operating Costs - Gwinnett Shelter	05G	LMC	\$10,348.51
					05G	Matrix Code	\$61,672.06
2012	31	2153	5844899	Fair Housing Activities	05J	LMC	\$24,000.00
2012	31	2153	5846297	Fair Housing Activities	05J	LMC	\$4,000.00
2012	31	2153	5854711	Fair Housing Activities	05J	LMC	\$4,000.00
2012	31	2153	5871948	Fair Housing Activities	05J	LMC	\$4,000.00
					05J	Matrix Code	\$36,000.00
2013	20	2014	5834259	Gwinnett County Board of Health - Equipment Purchase	05M	LMC	\$69,424.54
2013	20	2015	5834259	Hope Clinic - Equipment Purchase	05M	LMC	\$104,522.00
2013	20	2015	5846237	Hope Clinic - Equipment Purchase	05M	LMC	\$15,191.00
2014	12	2004	5834190	Hope Clinic - Operating Costs	05M	LMC	\$20,000.00
2014	12	2004	5846297	Hope Clinic - Operating Costs	05M	LMC	\$20,900.00
2015	15	2118	5844899	Hope Clinic - Operating Costs - Chronic Care Management Services	05M	LMC	\$14,400.00
					05M	Matrix Code	\$244,437.54
2014	14	2006	5834190	The IMPACT! Group - Operating Costs	05U	LMC	\$18,909.06
2014	14	2006	5840794	The IMPACT! Group - Operating Costs	05U	LMC	\$3,700.00
2014	14	2006	5858390	The IMPACT! Group - Operating Costs	05U	LMC	\$1,900.00
2015	16	2119	5844899	Catholic Charities - Housing Counseling	05U	LMC	\$502.36
2015	16	2119	5853174	Catholic Charities - Housing Counseling	05U	LMC	\$1,088.32
2015	16	2119	5861258	Catholic Charities - Housing Counseling	05U	LMC	\$2,368.60
2015	16	2119	5878884	Catholic Charities - Housing Counseling	05U	LMC	\$2,328.77
2015	16	2119	5882216	Catholic Charities - Housing Counseling	05U	LMC	\$3,128.98
2015	16	2120	5840750	CPACS - Housing Counseling	05U	LMC	\$24,050.00



Office of Community Planning and Development
 U.S. Department of Housing and Urban Development
 Integrated Disbursement and Information System
 PR26 - CDBG Financial Summary Report
 Program Year 2015
 GWINNETT COUNTY , GA

DATE: 01-04-16
 TIME: 14:20
 PAGE: 6

Plan Year	IDIS Project	IDIS Activity	Voucher Number	Activity Name	Matrix Code	National Objective	Drawn Amount	
2015	16	2120	5846297	CPACS - Housing Counseling	05U	LMC	\$4,200.00	
2015	16	2120	5853174	CPACS - Housing Counseling	05U	LMC	\$4,500.00	
2015	16	2120	5861258	CPACS - Housing Counseling	05U	LMC	\$4,150.00	
2015	16	2120	5878884	CPACS - Housing Counseling	05U	LMC	\$2,000.00	
2015	16	2120	5882216	CPACS - Housing Counseling	05U	LMC	\$3,000.00	
						05U	Matrix Code	\$75,826.09
Total								\$812,175.27

LINE 37 DETAIL: ACTIVITIES INCLUDED IN THE COMPUTATION OF LINE 37

Plan Year	IDIS Project	IDIS Activity	Voucher Number	Activity Name	Matrix Code	National Objective	Drawn Amount	
2011	1	1525	5834137	CDBG - County Adm.	21A		\$7,619.30	
2011	1	1525	5844012	CDBG - County Adm.	21A		\$943.09	
2011	1	1525	5844899	CDBG - County Adm.	21A		\$604.17	
2012	1	1861	5834251	CDBG - WFN Office Admin.	21A		\$2,912.80	
2012	1	1862	5834251	CDBG - WFN PM Contract	21A		\$8.00	
2013	1	1944	5840827	CDBG Program Administration	21A		\$2,767.77	
2013	1	2057	5834259	WFN Admin (4064) Program Management & Reimbursables	21A		\$105,585.36	
2013	1	2057	5840827	WFN Admin (4064) Program Management & Reimbursables	21A		\$21,027.00	
2013	1	2057	5846237	WFN Admin (4064) Program Management & Reimbursables	21A		\$21,027.00	
2013	1	2057	5857917	WFN Admin (4064) Program Management & Reimbursables	21A		\$29,933.45	
2013	1	2151	5834259	WFN Admin Reimburseables (4069)	21A		\$2,001.96	
2013	1	2151	5853521	WFN Admin Reimburseables (4069)	21A		\$8,901.44	
2013	1	2151	5857917	WFN Admin Reimburseables (4069)	21A		\$3,248.25	
2014	3	2026	5858390	CDBG - WFN Office Admin.	21A		\$1,422.48	
2014	3	2026	5878884	CDBG - WFN Office Admin.	21A		\$1,754.89	
						21A	Matrix Code	\$209,756.96
Total								\$209,756.96

PR27 – Status of HOME Grants



U.S. Department of Housing and Urban Development
 Office of Community Planning and Development
 Integrated Disbursement and Information System
 Status of HOME Grants
 GWINNETT COUNTY

DATE: 01-04-16
 TIME: 14:21
 PAGE: 1

IDIS - PR27

Commitments from Authorized Funds

Fiscal Year	Total Authorization	Admin/CHDO OP Authorization	CR/CL/CC – Amount Committed to CHDOS	% CHDO Cmtd	SU Funds-Subgrants to Other Entities	EN Funds-PJ Committed to Activities	Total Authorized Commitments	% of Auth Cmtd
2000	\$762,000.00	\$114,300.00	\$114,300.00	15.0%	\$0.00	\$533,400.00	\$762,000.00	100.0%
2001	\$854,000.00	\$128,100.00	\$128,100.00	15.0%	\$0.00	\$597,800.00	\$854,000.00	100.0%
2002	\$851,000.00	\$127,650.00	\$127,650.00	15.0%	\$0.00	\$595,700.00	\$851,000.00	100.0%
2003	\$1,620,057.00	\$243,008.55	\$243,008.55	15.0%	\$0.00	\$1,134,039.90	\$1,620,057.00	100.0%
2004	\$1,840,591.00	\$254,174.55	\$244,578.45	13.2%	\$0.00	\$1,341,838.00	\$1,840,591.00	100.0%
2005	\$1,644,910.00	\$236,976.60	\$236,976.60	14.4%	\$0.00	\$1,170,956.80	\$1,644,910.00	100.0%
2006	\$1,520,842.00	\$223,256.25	\$223,256.25	14.6%	\$0.00	\$1,074,329.50	\$1,520,842.00	100.0%
2007	\$1,505,692.00	\$220,986.90	\$220,986.90	14.6%	\$0.00	\$1,063,718.20	\$1,505,692.00	100.0%
2008	\$1,443,535.00	\$214,563.90	\$214,563.90	14.8%	\$0.00	\$1,014,407.20	\$1,443,535.00	100.0%
2009	\$1,588,261.00	\$158,826.10	\$238,239.15	15.0%	\$0.00	\$1,191,195.75	\$1,588,261.00	100.0%
2010	\$1,584,502.00	\$158,450.20	\$237,675.30	15.0%	\$0.00	\$1,188,376.50	\$1,584,502.00	100.0%
2011	\$1,390,424.00	\$214,153.70	\$208,563.60	15.0%	\$0.00	\$967,706.70	\$1,390,424.00	100.0%
2012	\$1,275,207.00	\$190,996.00	\$191,470.75	15.0%	\$0.00	\$892,740.25	\$1,275,207.00	100.0%
2013	\$1,364,350.00	\$136,435.00	\$204,653.00	15.0%	\$0.00	\$1,023,262.00	\$1,364,350.00	100.0%
2014	\$1,505,743.00	\$200,574.00	\$451,538.49	29.9%	\$0.00	\$253,050.99	\$905,163.48	60.1%
2015	\$1,425,854.00	\$192,585.00	\$0.00	0.0%	\$0.00	\$0.00	\$192,585.00	13.5%
Total	\$22,176,968.00	\$3,015,036.75	\$3,285,560.94	14.8%	\$0.00	\$14,042,521.79	\$20,343,119.48	91.7%



U.S. Department of Housing and Urban Development
 Office of Community Planning and Development
 Integrated Disbursement and Information System
 Status of HOME Grants
 GWINNETT COUNTY

DATE: 01-04-16
 TIME: 14:21
 PAGE: 2

IDIS - PR27

Program Income (PI)

Program Year	Total Receipts	Amount Suballocated to PA	Amount Committed to Activities	% Committed	Net Disbursed	Disbursed Pending Approval	Total Disbursed	% Disbursed
2000	\$0.00	N/A	\$0.00	0.0%	\$0.00	\$0.00	\$0.00	0.0%
2001	\$30,482.60	N/A	\$30,482.60	100.0%	\$30,482.60	\$0.00	\$30,482.60	100.0%
2002	\$58,093.53	N/A	\$58,093.53	100.0%	\$58,093.53	\$0.00	\$58,093.53	100.0%
2003	\$63,056.07	N/A	\$63,056.07	100.0%	\$63,056.07	\$0.00	\$63,056.07	100.0%
2004	\$104,482.94	N/A	\$104,482.94	100.0%	\$104,482.94	\$0.00	\$104,482.94	100.0%
2005	\$99,997.18	N/A	\$99,997.18	100.0%	\$99,997.18	\$0.00	\$99,997.18	100.0%
2006	\$209,895.74	N/A	\$209,895.74	100.0%	\$209,895.74	\$0.00	\$209,895.74	100.0%
2007	\$85,510.03	N/A	\$85,510.03	100.0%	\$85,510.03	\$0.00	\$85,510.03	100.0%
2008	\$49,234.37	N/A	\$49,234.37	100.0%	\$49,234.37	\$0.00	\$49,234.37	100.0%
2009	\$44,808.03	N/A	\$44,808.03	100.0%	\$44,808.03	\$0.00	\$44,808.03	100.0%
2010	\$45,451.03	N/A	\$45,451.03	100.0%	\$45,451.03	\$0.00	\$45,451.03	100.0%
2011	\$55,901.03	N/A	\$55,901.03	100.0%	\$55,901.03	\$0.00	\$55,901.03	100.0%
2012	\$55,842.21	\$0.00	\$55,842.21	100.0%	\$55,842.21	\$0.00	\$55,842.21	100.0%
2013	\$57,766.71	\$0.00	\$57,766.71	100.0%	\$57,766.71	\$0.00	\$57,766.71	100.0%
2014	\$38,500.00	\$0.00	\$24,447.42	63.4%	\$24,447.42	\$0.00	\$24,447.42	63.4%
2015	\$43,860.76	\$0.00	\$23,713.34	54.0%	\$5,713.34	\$18,000.00	\$23,713.34	54.0%
Total	\$1,042,882.23	\$0.00	\$1,008,682.23	96.7%	\$990,682.23	\$18,000.00	\$1,008,682.23	96.7%



U.S. Department of Housing and Urban Development
Office of Community Planning and Development
Integrated Disbursement and Information System
Status of HOME Grants
GWINNETT COUNTY

DATE: 01-04-16
TIME: 14:21
PAGE: 3

IDIS - PR27

Program Income for Administration (PA)

Program Year	Authorized Amount	Amount Committed to Activities	% Committed	Net Disbursed	Disbursed Pending Approval	Total Disbursed	% Disbursed
2012	\$0.00	\$0.00	0.0%	\$0.00	\$0.00	\$0.00	0.0%
2013	\$0.00	\$0.00	0.0%	\$0.00	\$0.00	\$0.00	0.0%
2014	\$0.00	\$0.00	0.0%	\$0.00	\$0.00	\$0.00	0.0%
2015	\$0.00	\$0.00	0.0%	\$0.00	\$0.00	\$0.00	0.0%
Total	\$0.00	\$0.00	0.0%	\$0.00	\$0.00	\$0.00	0.0%



U.S. Department of Housing and Urban Development
Office of Community Planning and Development
Integrated Disbursement and Information System
Status of HOME Grants
GWINNETT COUNTY

DATE: 01-04-16
TIME: 14:21
PAGE: 4

IDIS - PR27

Recaptured Homebuyer Funds (HP)

Program Year	Total Receipts	Amount Committed to Activities	% Committed	Net Disbursed	Disbursed Pending Approval	Total Disbursed	% Disbursed
2015	\$0.00	\$0.00	0.0%	\$0.00	\$0.00	\$0.00	0.0%
Total	\$0.00	\$0.00	0.0%	\$0.00	\$0.00	\$0.00	0.0%



U.S. Department of Housing and Urban Development
Office of Community Planning and Development
Integrated Disbursement and Information System
Status of HOME Grants
GWINNETT COUNTY

DATE: 01-04-16
TIME: 14:21
PAGE: 5

IDIS - PR27

Repayments to Local Account (IU)

Program Year	Total Receipts	Amount Committed to Activities	% Committed	Net Disbursed	Disbursed Pending Approval	Total Disbursed	% Disbursed
2015	\$0.00	\$0.00	0.0%	\$0.00	\$0.00	\$0.00	0.0%
Total	\$0.00	\$0.00	0.0%	\$0.00	\$0.00	\$0.00	0.0%



U.S. Department of Housing and Urban Development
 Office of Community Planning and Development
 Integrated Disbursement and Information System
 Status of HOME Grants
 GWINNETT COUNTY

DATE: 01-04-16
 TIME: 14:21
 PAGE: 6

IDIS - PR27

Disbursements from Treasury Account

Fiscal Year	Total Authorization	Disbursed	Returned	Net Disbursed	Disbursed Pending Approval	Total Disbursed	% Disb	Available to Disburse
2000	\$762,000.00	\$762,000.00	\$0.00	\$762,000.00	\$0.00	\$762,000.00	100.0%	\$0.00
2001	\$854,000.00	\$854,000.00	\$0.00	\$854,000.00	\$0.00	\$854,000.00	100.0%	\$0.00
2002	\$851,000.00	\$851,000.00	\$0.00	\$851,000.00	\$0.00	\$851,000.00	100.0%	\$0.00
2003	\$1,620,057.00	\$1,620,057.00	\$0.00	\$1,620,057.00	\$0.00	\$1,620,057.00	100.0%	\$0.00
2004	\$1,840,591.00	\$1,840,591.00	\$0.00	\$1,840,591.00	\$0.00	\$1,840,591.00	100.0%	\$0.00
2005	\$1,644,910.00	\$1,644,910.00	\$0.00	\$1,644,910.00	\$0.00	\$1,644,910.00	100.0%	\$0.00
2006	\$1,520,842.00	\$1,520,842.00	\$0.00	\$1,520,842.00	\$0.00	\$1,520,842.00	100.0%	\$0.00
2007	\$1,505,692.00	\$1,505,692.00	\$0.00	\$1,505,692.00	\$0.00	\$1,505,692.00	100.0%	\$0.00
2008	\$1,443,535.00	\$1,443,535.00	\$0.00	\$1,443,535.00	\$0.00	\$1,443,535.00	100.0%	\$0.00
2009	\$1,588,261.00	\$1,588,261.00	\$0.00	\$1,588,261.00	\$0.00	\$1,588,261.00	100.0%	\$0.00
2010	\$1,584,502.00	\$1,584,502.00	\$0.00	\$1,584,502.00	\$0.00	\$1,584,502.00	100.0%	\$0.00
2011	\$1,390,424.00	\$1,390,424.00	\$0.00	\$1,390,424.00	\$0.00	\$1,390,424.00	100.0%	\$0.00
2012	\$1,275,207.00	\$1,166,436.97	\$0.00	\$1,166,436.97	\$37,842.88	\$1,204,279.85	94.4%	\$70,927.15
2013	\$1,364,350.00	\$1,227,915.00	\$0.00	\$1,227,915.00	\$0.00	\$1,227,915.00	90.0%	\$136,435.00
2014	\$1,505,743.00	\$236,507.99	\$0.00	\$236,507.99	\$80,045.00	\$316,552.99	21.0%	\$1,189,190.01
2015	\$1,425,854.00	\$0.00	\$0.00	\$0.00	\$0.00	\$0.00	0.0%	\$1,425,854.00
Total	\$22,176,968.00	\$19,236,673.96	\$0.00	\$19,236,673.96	\$117,887.88	\$19,354,561.84	87.2%	\$2,822,406.16



U.S. Department of Housing and Urban Development
 Office of Community Planning and Development
 Integrated Disbursement and Information System
 Status of HOME Grants
 GWINNETT COUNTY

DATE: 01-04-16
 TIME: 14:21
 PAGE: 7

IDIS - PR27

Home Activities Commitments/Disbursements from Treasury Account

Fiscal Year	Authorized for Activities	Amount Committed to Activities	% Cmtd	Disbursed	Returned	Net Disbursed	% Net Disb	Disbursed Pending Approval	Total Disbursed	% Disb
2000	\$647,700.00	\$647,700.00	100.0%	\$647,700.00	\$0.00	\$647,700.00	100.0%	\$0.00	\$647,700.00	100.0%
2001	\$725,900.00	\$725,900.00	100.0%	\$725,900.00	\$0.00	\$725,900.00	100.0%	\$0.00	\$725,900.00	100.0%
2002	\$723,350.00	\$723,350.00	100.0%	\$723,350.00	\$0.00	\$723,350.00	100.0%	\$0.00	\$723,350.00	100.0%
2003	\$1,377,048.45	\$1,377,048.45	100.0%	\$1,377,048.45	\$0.00	\$1,377,048.45	100.0%	\$0.00	\$1,377,048.45	100.0%
2004	\$1,586,416.45	\$1,586,416.45	100.0%	\$1,586,416.45	\$0.00	\$1,586,416.45	100.0%	\$0.00	\$1,586,416.45	100.0%
2005	\$1,407,933.40	\$1,407,933.40	100.0%	\$1,407,933.40	\$0.00	\$1,407,933.40	100.0%	\$0.00	\$1,407,933.40	100.0%
2006	\$1,297,585.75	\$1,297,585.75	100.0%	\$1,297,585.75	\$0.00	\$1,297,585.75	100.0%	\$0.00	\$1,297,585.75	100.0%
2007	\$1,284,705.10	\$1,284,705.10	100.0%	\$1,284,705.10	\$0.00	\$1,284,705.10	100.0%	\$0.00	\$1,284,705.10	100.0%
2008	\$1,228,971.10	\$1,228,971.10	100.0%	\$1,228,971.10	\$0.00	\$1,228,971.10	100.0%	\$0.00	\$1,228,971.10	100.0%
2009	\$1,429,434.90	\$1,429,434.90	100.0%	\$1,429,434.90	\$0.00	\$1,429,434.90	100.0%	\$0.00	\$1,429,434.90	100.0%
2010	\$1,426,051.80	\$1,426,051.80	100.0%	\$1,426,051.80	\$0.00	\$1,426,051.80	100.0%	\$0.00	\$1,426,051.80	100.0%
2011	\$1,176,270.30	\$1,176,270.30	100.0%	\$1,176,270.30	\$0.00	\$1,176,270.30	100.0%	\$0.00	\$1,176,270.30	100.0%
2012	\$1,084,211.00	\$1,084,211.00	100.0%	\$1,083,735.95	\$0.00	\$1,083,735.95	99.9%	\$0.00	\$1,083,735.95	99.9%
2013	\$1,227,915.00	\$1,227,915.00	100.0%	\$1,227,915.00	\$0.00	\$1,227,915.00	100.0%	\$0.00	\$1,227,915.00	100.0%
2014	\$1,305,169.00	\$704,589.48	53.9%	\$186,507.99	\$0.00	\$186,507.99	14.2%	\$80,045.00	\$266,552.99	20.4%
2015	\$1,233,269.00	\$0.00	0.0%	\$0.00	\$0.00	\$0.00	0.0%	\$0.00	\$0.00	0.0%
Total	\$19,161,931.25	\$17,328,082.73	90.4%	\$16,809,526.19	\$0.00	\$16,809,526.19	87.7%	\$80,045.00	\$16,889,571.19	88.1%



U.S. Department of Housing and Urban Development
 Office of Community Planning and Development
 Integrated Disbursement and Information System
 Status of HOME Grants
 GWINNETT COUNTY

DATE: 01-04-16
 TIME: 14:21
 PAGE: 8

IDIS - PR27

Administrative Funds (AD)

Fiscal Year	Authorized Amount	Amount Committed	% Auth Cmtd	Balance to Commit	Total Disbursed	% Auth Disb	Available to Disburse
2000	\$76,200.00	\$76,200.00	100.0%	\$0.00	\$76,200.00	100.0%	\$0.00
2001	\$85,400.00	\$85,400.00	100.0%	\$0.00	\$85,400.00	100.0%	\$0.00
2002	\$85,100.00	\$85,100.00	100.0%	\$0.00	\$85,100.00	100.0%	\$0.00
2003	\$162,005.70	\$162,005.70	100.0%	\$0.00	\$162,005.70	100.0%	\$0.00
2004	\$172,648.40	\$172,648.40	100.0%	\$0.00	\$172,648.40	100.0%	\$0.00
2005	\$157,984.40	\$157,984.40	100.0%	\$0.00	\$157,984.40	100.0%	\$0.00
2006	\$148,837.50	\$148,837.50	100.0%	\$0.00	\$148,837.50	100.0%	\$0.00
2007	\$147,324.60	\$147,324.60	100.0%	\$0.00	\$147,324.60	100.0%	\$0.00
2008	\$143,042.60	\$143,042.60	100.0%	\$0.00	\$143,042.60	100.0%	\$0.00
2009	\$158,826.10	\$158,826.10	100.0%	\$0.00	\$158,826.10	100.0%	\$0.00
2010	\$158,450.20	\$158,450.20	100.0%	\$0.00	\$158,450.20	100.0%	\$0.00
2011	\$144,632.50	\$144,632.50	100.0%	\$0.00	\$144,632.50	100.0%	\$0.00
2012	\$127,331.00	\$127,331.00	100.0%	\$0.00	\$56,878.90	44.6%	\$70,452.10
2013	\$136,435.00	\$136,435.00	100.0%	\$0.00	\$0.00	0.0%	\$136,435.00
2014	\$150,574.00	\$150,574.00	100.0%	\$0.00	\$0.00	0.0%	\$150,574.00
2015	\$142,585.00	\$0.00	0.0%	\$142,585.00	\$0.00	0.0%	\$142,585.00
Total	\$2,197,377.00	\$2,054,792.00	93.5%	\$142,585.00	\$1,697,330.90	77.2%	\$500,046.10



U.S. Department of Housing and Urban Development
 Office of Community Planning and Development
 Integrated Disbursement and Information System
 Status of HOME Grants
 GWINNETT COUNTY

DATE: 01-04-16
 TIME: 14:21
 PAGE: 9

IDIS - PR27

CHDO Operating Funds (CO)

Fiscal Year	Authorized Amount	Amount Committed	% Auth Cmtd	Balance to Commit	Total Disbursed	% Auth Disb	Available to Disburse
2000	\$38,100.00	\$38,100.00	100.0%	\$0.00	\$38,100.00	100.0%	\$0.00
2001	\$42,700.00	\$42,700.00	100.0%	\$0.00	\$42,700.00	100.0%	\$0.00
2002	\$42,550.00	\$42,550.00	100.0%	\$0.00	\$42,550.00	100.0%	\$0.00
2003	\$81,002.85	\$81,002.85	100.0%	\$0.00	\$81,002.85	100.0%	\$0.00
2004	\$81,526.15	\$81,526.15	100.0%	\$0.00	\$81,526.15	100.0%	\$0.00
2005	\$78,992.20	\$78,992.20	100.0%	\$0.00	\$78,992.20	100.0%	\$0.00
2006	\$74,418.75	\$74,418.75	100.0%	\$0.00	\$74,418.75	100.0%	\$0.00
2007	\$73,662.30	\$73,662.30	100.0%	\$0.00	\$73,662.30	100.0%	\$0.00
2008	\$71,521.30	\$71,521.30	100.0%	\$0.00	\$71,521.30	100.0%	\$0.00
2009	\$0.00	\$0.00	0.0%	\$0.00	\$0.00	0.0%	\$0.00
2010	\$0.00	\$0.00	0.0%	\$0.00	\$0.00	0.0%	\$0.00
2011	\$69,521.20	\$69,521.20	100.0%	\$0.00	\$69,521.20	100.0%	\$0.00
2012	\$63,665.00	\$63,665.00	100.0%	\$0.00	\$63,665.00	100.0%	\$0.00
2013	\$0.00	\$0.00	0.0%	\$0.00	\$0.00	0.0%	\$0.00
2014	\$50,000.00	\$50,000.00	100.0%	\$0.00	\$50,000.00	100.0%	\$0.00
2015	\$50,000.00	\$50,000.00	100.0%	\$0.00	\$0.00	0.0%	\$50,000.00
Total	\$817,659.75	\$817,659.75	100.0%	\$0.00	\$767,659.75	93.8%	\$50,000.00



U.S. Department of Housing and Urban Development
 Office of Community Planning and Development
 Integrated Disbursement and Information System
 Status of HOME Grants
 GWINNETT COUNTY

DATE: 01-04-16
 TIME: 14:21
 PAGE: 10

IDIS - PR27

CHDO Funds (CR)

Fiscal Year	CHDO Requirement	Authorized Amount	Amount Suballocated to CL/CC	Amount Subgranted to CHDOS	Balance to Subgrant	Funds Committed to Activities	% Subg Cmtd	Balance to Commit	Total Disbursed	% Subg Disb	Available to Disburse
2000	\$114,300.00	\$114,300.00	\$0.00	\$114,300.00	\$0.00	\$114,300.00	100.0%	\$0.00	\$114,300.00	100.0%	\$0.00
2001	\$128,100.00	\$128,100.00	\$0.00	\$128,100.00	\$0.00	\$128,100.00	100.0%	\$0.00	\$128,100.00	100.0%	\$0.00
2002	\$127,650.00	\$127,650.00	\$0.00	\$127,650.00	\$0.00	\$127,650.00	100.0%	\$0.00	\$127,650.00	100.0%	\$0.00
2003	\$243,008.55	\$243,008.55	\$0.00	\$243,008.55	\$0.00	\$243,008.55	100.0%	\$0.00	\$243,008.55	100.0%	\$0.00
2004	\$244,578.45	\$244,578.45	\$0.00	\$244,578.45	\$0.00	\$244,578.45	100.0%	\$0.00	\$244,578.45	100.0%	\$0.00
2005	\$236,976.60	\$236,976.60	\$0.00	\$236,976.60	\$0.00	\$236,976.60	100.0%	\$0.00	\$236,976.60	100.0%	\$0.00
2006	\$223,256.25	\$223,256.25	\$0.00	\$223,256.25	\$0.00	\$223,256.25	100.0%	\$0.00	\$223,256.25	100.0%	\$0.00
2007	\$220,986.90	\$220,986.90	\$0.00	\$220,986.90	\$0.00	\$220,986.90	100.0%	\$0.00	\$220,986.90	100.0%	\$0.00
2008	\$214,563.90	\$214,563.90	\$0.00	\$214,563.90	\$0.00	\$214,563.90	100.0%	\$0.00	\$214,563.90	100.0%	\$0.00
2009	\$238,239.15	\$238,239.15	\$0.00	\$238,239.15	\$0.00	\$238,239.15	100.0%	\$0.00	\$238,239.15	100.0%	\$0.00
2010	\$237,675.30	\$237,675.30	\$0.00	\$237,675.30	\$0.00	\$237,675.30	100.0%	\$0.00	\$237,675.30	100.0%	\$0.00
2011	\$208,563.60	\$208,563.60	\$0.00	\$208,563.60	\$0.00	\$208,563.60	100.0%	\$0.00	\$208,563.60	100.0%	\$0.00
2012	\$191,281.05	\$191,470.75	\$0.00	\$191,470.75	\$0.00	\$191,470.75	100.0%	\$0.00	\$190,995.70	99.7%	\$475.05
2013	\$204,652.50	\$204,653.00	\$0.00	\$204,653.00	\$0.00	\$204,653.00	100.0%	\$0.00	\$204,653.00	100.0%	\$0.00
2014	\$225,861.45	\$475,863.00	\$0.00	\$475,863.00	\$0.00	\$451,538.49	94.8%	\$24,324.51	\$82,122.00	17.2%	\$393,741.00
2015	\$213,878.10	\$213,879.00	\$0.00	\$213,879.00	\$0.00	\$0.00	0.0%	\$213,879.00	\$0.00	0.0%	\$213,879.00
Total	\$3,273,571.80	\$3,523,764.45	\$0.00	\$3,523,764.45	\$0.00	\$3,285,560.94	93.2%	\$238,203.51	\$2,915,669.40	82.7%	\$608,095.05



U.S. Department of Housing and Urban Development
 Office of Community Planning and Development
 Integrated Disbursement and Information System
 Status of HOME Grants
 GWINNETT COUNTY

DATE: 01-04-16
 TIME: 14:21
 PAGE: 11

IDIS - PR27

CHDO Loans (CL)

Fiscal Year	Authorized Amount	Amount Subgranted	Amount Committed	% Auth Cmtd	Balance to Commit	Total Disbursed	% Auth Disb	Available to Disburse
2000	\$0.00	\$0.00	\$0.00	0.0%	\$0.00	\$0.00	0.0%	\$0.00
2001	\$0.00	\$0.00	\$0.00	0.0%	\$0.00	\$0.00	0.0%	\$0.00
2002	\$0.00	\$0.00	\$0.00	0.0%	\$0.00	\$0.00	0.0%	\$0.00
2003	\$0.00	\$0.00	\$0.00	0.0%	\$0.00	\$0.00	0.0%	\$0.00
2004	\$0.00	\$0.00	\$0.00	0.0%	\$0.00	\$0.00	0.0%	\$0.00
2005	\$0.00	\$0.00	\$0.00	0.0%	\$0.00	\$0.00	0.0%	\$0.00
2006	\$0.00	\$0.00	\$0.00	0.0%	\$0.00	\$0.00	0.0%	\$0.00
2007	\$0.00	\$0.00	\$0.00	0.0%	\$0.00	\$0.00	0.0%	\$0.00
2008	\$0.00	\$0.00	\$0.00	0.0%	\$0.00	\$0.00	0.0%	\$0.00
2009	\$0.00	\$0.00	\$0.00	0.0%	\$0.00	\$0.00	0.0%	\$0.00
2010	\$0.00	\$0.00	\$0.00	0.0%	\$0.00	\$0.00	0.0%	\$0.00
2011	\$0.00	\$0.00	\$0.00	0.0%	\$0.00	\$0.00	0.0%	\$0.00
2012	\$0.00	\$0.00	\$0.00	0.0%	\$0.00	\$0.00	0.0%	\$0.00
2013	\$0.00	\$0.00	\$0.00	0.0%	\$0.00	\$0.00	0.0%	\$0.00
2014	\$0.00	\$0.00	\$0.00	0.0%	\$0.00	\$0.00	0.0%	\$0.00
2015	\$0.00	\$0.00	\$0.00	0.0%	\$0.00	\$0.00	0.0%	\$0.00
Total	\$0.00	\$0.00	\$0.00	0.0%	\$0.00	\$0.00	0.0%	\$0.00



U.S. Department of Housing and Urban Development
 Office of Community Planning and Development
 Integrated Disbursement and Information System
 Status of HOME Grants
 GWINNETT COUNTY

DATE: 01-04-16
 TIME: 14:21
 PAGE: 12

IDIS - PR27

CHDO Capacity (CC)

Fiscal Year	Authorized Amount	Amount Subgranted	Amount Committed	% Auth Cmtd	Balance to Commit	Total Disbursed	% Auth Disb	Available to Disburse
2000	\$0.00	\$0.00	\$0.00	0.0%	\$0.00	\$0.00	0.0%	\$0.00
2001	\$0.00	\$0.00	\$0.00	0.0%	\$0.00	\$0.00	0.0%	\$0.00
2002	\$0.00	\$0.00	\$0.00	0.0%	\$0.00	\$0.00	0.0%	\$0.00
2003	\$0.00	\$0.00	\$0.00	0.0%	\$0.00	\$0.00	0.0%	\$0.00
2004	\$0.00	\$0.00	\$0.00	0.0%	\$0.00	\$0.00	0.0%	\$0.00
2005	\$0.00	\$0.00	\$0.00	0.0%	\$0.00	\$0.00	0.0%	\$0.00
2006	\$0.00	\$0.00	\$0.00	0.0%	\$0.00	\$0.00	0.0%	\$0.00
2007	\$0.00	\$0.00	\$0.00	0.0%	\$0.00	\$0.00	0.0%	\$0.00
2008	\$0.00	\$0.00	\$0.00	0.0%	\$0.00	\$0.00	0.0%	\$0.00
2009	\$0.00	\$0.00	\$0.00	0.0%	\$0.00	\$0.00	0.0%	\$0.00
2010	\$0.00	\$0.00	\$0.00	0.0%	\$0.00	\$0.00	0.0%	\$0.00
2011	\$0.00	\$0.00	\$0.00	0.0%	\$0.00	\$0.00	0.0%	\$0.00
2012	\$0.00	\$0.00	\$0.00	0.0%	\$0.00	\$0.00	0.0%	\$0.00
2013	\$0.00	\$0.00	\$0.00	0.0%	\$0.00	\$0.00	0.0%	\$0.00
2014	\$0.00	\$0.00	\$0.00	0.0%	\$0.00	\$0.00	0.0%	\$0.00
2015	\$0.00	\$0.00	\$0.00	0.0%	\$0.00	\$0.00	0.0%	\$0.00
Total	\$0.00	\$0.00	\$0.00	0.0%	\$0.00	\$0.00	0.0%	\$0.00



U.S. Department of Housing and Urban Development
 Office of Community Planning and Development
 Integrated Disbursement and Information System
 Status of HOME Grants
 GWINNETT COUNTY

DATE: 01-04-16
 TIME: 14:21
 PAGE: 13

IDIS - PR27

Reservations to State Recipients and Sub-recipients (SU)

Fiscal Year	Authorized Amount	Amount Subgranted to Other Entities	Amount Committed	% Auth Cmtd	Balance to Commit	Total Disbursed	% Auth Disb	Available to Disburse
2000	\$0.00	\$0.00	\$0.00	0.0%	\$0.00	\$0.00	0.0%	\$0.00
2001	\$0.00	\$0.00	\$0.00	0.0%	\$0.00	\$0.00	0.0%	\$0.00
2002	\$0.00	\$0.00	\$0.00	0.0%	\$0.00	\$0.00	0.0%	\$0.00
2003	\$0.00	\$0.00	\$0.00	0.0%	\$0.00	\$0.00	0.0%	\$0.00
2004	\$0.00	\$0.00	\$0.00	0.0%	\$0.00	\$0.00	0.0%	\$0.00
2005	\$0.00	\$0.00	\$0.00	0.0%	\$0.00	\$0.00	0.0%	\$0.00
2006	\$0.00	\$0.00	\$0.00	0.0%	\$0.00	\$0.00	0.0%	\$0.00
2007	\$0.00	\$0.00	\$0.00	0.0%	\$0.00	\$0.00	0.0%	\$0.00
2008	\$0.00	\$0.00	\$0.00	0.0%	\$0.00	\$0.00	0.0%	\$0.00
2009	\$0.00	\$0.00	\$0.00	0.0%	\$0.00	\$0.00	0.0%	\$0.00
2010	\$0.00	\$0.00	\$0.00	0.0%	\$0.00	\$0.00	0.0%	\$0.00
2011	\$0.00	\$0.00	\$0.00	0.0%	\$0.00	\$0.00	0.0%	\$0.00
2012	\$0.00	\$0.00	\$0.00	0.0%	\$0.00	\$0.00	0.0%	\$0.00
2013	\$0.00	\$0.00	\$0.00	0.0%	\$0.00	\$0.00	0.0%	\$0.00
2014	\$0.00	\$0.00	\$0.00	0.0%	\$0.00	\$0.00	0.0%	\$0.00
2015	\$0.00	\$0.00	\$0.00	0.0%	\$0.00	\$0.00	0.0%	\$0.00
Total	\$0.00	\$0.00	\$0.00	0.0%	\$0.00	\$0.00	0.0%	\$0.00



U.S. Department of Housing and Urban Development
 Office of Community Planning and Development
 Integrated Disbursement and Information System
 Status of HOME Grants
 GWINNETT COUNTY

DATE: 01-04-16
 TIME: 14:21
 PAGE: 14

IDIS - PR27

Total Program Funds

Fiscal Year	Total Authorization	Local Account Funds	Committed Amount	Net Disbursed for Activities	Net Disbursed for Admin/CHDO OP	Net Disbursed	Disbursed Pending Approval	Total Disbursed	Available to Disburse
2000	\$762,000.00	\$0.00	\$647,700.00	\$647,700.00	\$114,300.00	\$762,000.00	\$0.00	\$762,000.00	\$0.00
2001	\$854,000.00	\$30,482.60	\$756,382.60	\$756,382.60	\$128,100.00	\$884,482.60	\$0.00	\$884,482.60	\$0.00
2002	\$851,000.00	\$58,093.53	\$781,443.53	\$781,443.53	\$127,650.00	\$909,093.53	\$0.00	\$909,093.53	\$0.00
2003	\$1,620,057.00	\$63,056.07	\$1,440,104.52	\$1,440,104.52	\$243,008.55	\$1,683,113.07	\$0.00	\$1,683,113.07	\$0.00
2004	\$1,840,591.00	\$104,482.94	\$1,690,899.39	\$1,690,899.39	\$254,174.55	\$1,945,073.94	\$0.00	\$1,945,073.94	\$0.00
2005	\$1,644,910.00	\$99,997.18	\$1,507,930.58	\$1,507,930.58	\$236,976.60	\$1,744,907.18	\$0.00	\$1,744,907.18	\$0.00
2006	\$1,520,842.00	\$209,895.74	\$1,507,481.49	\$1,507,481.49	\$223,256.25	\$1,730,737.74	\$0.00	\$1,730,737.74	\$0.00
2007	\$1,505,692.00	\$85,510.03	\$1,370,215.13	\$1,370,215.13	\$220,986.90	\$1,591,202.03	\$0.00	\$1,591,202.03	\$0.00
2008	\$1,443,535.00	\$49,234.37	\$1,278,205.47	\$1,278,205.47	\$214,563.90	\$1,492,769.37	\$0.00	\$1,492,769.37	\$0.00
2009	\$1,588,261.00	\$44,808.03	\$1,474,242.93	\$1,474,242.93	\$158,826.10	\$1,633,069.03	\$0.00	\$1,633,069.03	\$0.00
2010	\$1,584,502.00	\$45,451.03	\$1,471,502.83	\$1,471,502.83	\$158,450.20	\$1,629,953.03	\$0.00	\$1,629,953.03	\$0.00
2011	\$1,390,424.00	\$55,901.03	\$1,232,171.33	\$1,232,171.33	\$214,153.70	\$1,446,325.03	\$0.00	\$1,446,325.03	\$0.00
2012	\$1,275,207.00	\$55,842.21	\$1,140,053.21	\$1,139,578.16	\$82,701.02	\$1,222,279.18	\$37,842.88	\$1,260,122.06	\$70,927.15
2013	\$1,364,350.00	\$57,766.71	\$1,285,681.71	\$1,285,681.71	\$0.00	\$1,285,681.71	\$0.00	\$1,285,681.71	\$136,435.00
2014	\$1,505,743.00	\$38,500.00	\$729,036.90	\$210,955.41	\$50,000.00	\$260,955.41	\$80,045.00	\$341,000.41	\$1,203,242.59
2015	\$1,425,854.00	\$43,860.76	\$23,713.34	\$5,713.34	\$0.00	\$5,713.34	\$18,000.00	\$23,713.34	\$1,446,001.42
Total	\$22,176,968.00	\$1,042,882.23	\$18,336,764.96	\$17,800,208.42	\$2,427,147.77	\$20,227,356.19	\$135,887.88	\$20,363,244.07	\$2,856,606.16



U.S. Department of Housing and Urban Development
 Office of Community Planning and Development
 Integrated Disbursement and Information System
 Status of HOME Grants
 GWINNETT COUNTY

DATE: 01-04-16
 TIME: 14:21
 PAGE: 15

IDIS - PR27

Total Program Percent

Fiscal Year	Total Authorization	Local Account Funds	% Committed for Activities	% Disb for Activities	% Disb for Admin/CHDO OP	% Net Disbursed	% Disbursed Pending Approval	% Total Disbursed	% Available to Disburse
2000	\$762,000.00	\$0.00	85.0%	85.0%	15.0%	100.0%	0.0%	100.0%	0.0%
2001	\$854,000.00	\$30,482.60	85.5%	85.5%	15.0%	100.0%	0.0%	100.0%	0.0%
2002	\$851,000.00	\$58,093.53	85.9%	85.9%	15.0%	100.0%	0.0%	100.0%	0.0%
2003	\$1,620,057.00	\$63,056.07	85.5%	85.5%	15.0%	100.0%	0.0%	100.0%	0.0%
2004	\$1,840,591.00	\$104,482.94	86.9%	86.9%	13.8%	100.0%	0.0%	100.0%	0.0%
2005	\$1,644,910.00	\$99,997.18	86.4%	86.4%	14.4%	100.0%	0.0%	100.0%	0.0%
2006	\$1,520,842.00	\$209,895.74	87.1%	87.1%	14.6%	100.0%	0.0%	100.0%	0.0%
2007	\$1,505,692.00	\$85,510.03	86.1%	86.1%	14.6%	99.9%	0.0%	99.9%	0.0%
2008	\$1,443,535.00	\$49,234.37	85.6%	85.6%	14.8%	99.9%	0.0%	99.9%	0.0%
2009	\$1,588,261.00	\$44,808.03	90.2%	90.2%	10.0%	100.0%	0.0%	100.0%	0.0%
2010	\$1,584,502.00	\$45,451.03	90.2%	90.2%	10.0%	100.0%	0.0%	100.0%	0.0%
2011	\$1,390,424.00	\$55,901.03	85.1%	85.1%	15.4%	100.0%	0.0%	100.0%	0.0%
2012	\$1,275,207.00	\$55,842.21	85.6%	85.6%	6.4%	91.8%	2.8%	94.6%	5.3%
2013	\$1,364,350.00	\$57,766.71	90.4%	90.4%	0.0%	90.4%	0.0%	90.4%	9.5%
2014	\$1,505,743.00	\$38,500.00	47.2%	13.6%	3.3%	16.8%	5.1%	22.0%	77.9%
2015	\$1,425,854.00	\$43,860.76	1.6%	0.3%	0.0%	0.3%	1.2%	1.6%	98.3%
Total	\$22,176,968.00	\$1,042,882.23	78.9%	76.6%	10.9%	87.1%	0.5%	87.6%	12.3%

PR33 – HOME Matching Liability Report

U.S. Department of Housing and Urban Development
 Office of Community Planning and Development
 Integrated Disbursement and Information System
 Home Matching Liability Report

DATE: 01-04-16
 TIME: 14:22
 PAGE: 1

GWINNETT COUNTY, GA

Fiscal Year	Match Percent	Total Disbursements	Disbursements Requiring Match	Match Liability Amount
2001	25.0%	\$103,473.53	\$27,273.53	\$6,818.38
2002	25.0%	\$554,551.03	\$452,845.15	\$113,211.28
2003	25.0%	\$1,001,030.41	\$878,145.36	\$219,536.34
2004	25.0%	\$1,862,330.78	\$1,734,709.16	\$433,677.29
2005	25.0%	\$1,361,918.54	\$1,149,768.81	\$287,442.20
2006	25.0%	\$459,584.33	\$258,658.34	\$64,664.58
2007	25.0%	\$1,424,858.40	\$1,237,514.11	\$309,378.52
2008	25.0%	\$2,753,361.11	\$2,522,860.67	\$630,715.16
2009	25.0%	\$1,009,388.06	\$814,859.78	\$203,714.94
2010	25.0%	\$1,565,670.96	\$1,461,653.81	\$365,413.45
2011	25.0%	\$1,769,306.26	\$1,651,736.63	\$412,934.15
2012	25.0%	\$961,122.52	\$872,500.03	\$218,125.00
2013	25.0%	\$1,439,232.26	\$1,216,929.58	\$304,232.39
2014	25.0%	\$441,476.57	\$295,073.12	\$73,768.28
2015	25.0%	\$2,529,369.20	\$2,234,998.11	\$558,749.52

PR83 – CDBG Performance Measures

PR84 – CDBG Strategy Area, CFDI, and Local Target Area

Totals for all Areas

Number of new businesses assisted	0
Number of existing businesses assisted	0
Number of jobs created or retained in area	0
Amount of funds leveraged	0
Number of LMI persons assisted	
By direct benefit activities	0
By area benefit activities	0
Number of LMI households assisted	0
Number of acres of brownfields remediated	0
Number with new access to public facilities/improvements	0
Number of business facades/buildings rehabilitated	0
Slum/blight demolition	0

PR85 – Housing Performance Reports (CDBG and HOME)

Objectives	Availability / Accessibility		Outcomes Affordability		Sustainability		Total by Objective		# of Total Units Brought to Property Standard		Of the Total Units, the # occupied by Households <= 80% AMI	
	Units	\$	Units	\$	Units	\$	Units	\$	Units	\$	Units	\$
	Suitable Living	0	0.00	0	0.00	0	0.00	0	0.00	0	0.00	0
Decent Housing	0	0.00	52	880,059.70	0	0.00	52	880,059.70	0	880,059.70	43	***
Economic Opportunity	0	0.00	0	0.00	0	0.00	0	0.00	0	0.00	0	0.00
Total by Outcome	0	0.00	52	880,059.70	0	0.00	52	880,059.70	0	***	43	***

U.S. Department of Housing and Urban Development
 Office of Community Planning and Development
 Integrated Disbursement and Information System
 Rental , Homebuyer , Homeowner Rehab, TBRA
 Housing Performance Report - GWINNETT COUNTY , GA

Program Rental , Homebuyer , Homeowner Rehab, TBRA
 Date Range 12/31/2015
 Home Tenure Type 1/1/2015

Objectives	Availability / Accessibility		Outcomes Affordability		Sustainability		Total by Objective		# of Total Units Brought to Property Standard		Of the Total Units, the # occupied by Households <= 80% AMI	
	Units	\$	Units	\$	Units	\$	Units	\$	Units	\$	Units	\$
Suitable Living	0	0.00	0	0.00	0	0.00	0	0.00	0	0.00	0	0.00
Decent Housing	0	0.00	42	467,088.02	0	0.00	42	467,088.02	42	467,088.02	42	467,088.02
Economic Opportunity	0	0.00	0	0.00	0	0.00	0	0.00	0	0.00	0	0.00
Total by Outcome	0	0.00	42	467,088.02	0	0.00	42	467,088.02	42	467,088.02	42	467,088.02

PR91 – ESG Financial Summary



U.S. Department of Housing and Urban Development
 Office of Community Planning and Development
 Integrated Disbursement and Information System
 PR91 - ESG Financial Summary
 GWINNETT COUNTY, GA
 2015

DATE: 01-04-16
 TIME: 14:28
 PAGE: 1

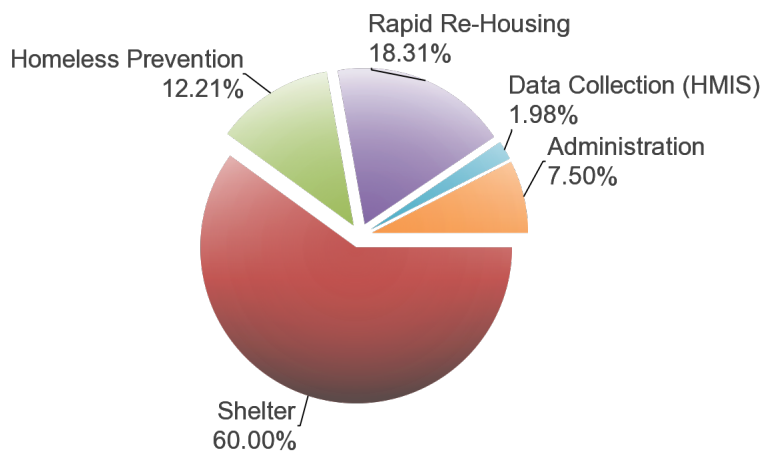
ESG Program Level Summary

Grant Number	Total Grant Amount	Total Funds Committed	Total Funds Available to Commit	% of Grant Funds Not Committed	Grant Funds Drawn	% of Grant Funds Drawn	Available to Draw	% Remaining to Draw
E15UC130004	\$454,466.00	\$454,466.00	\$0.00	0.00%	\$218,003.95	47.97%	\$236,462.05	52.03%

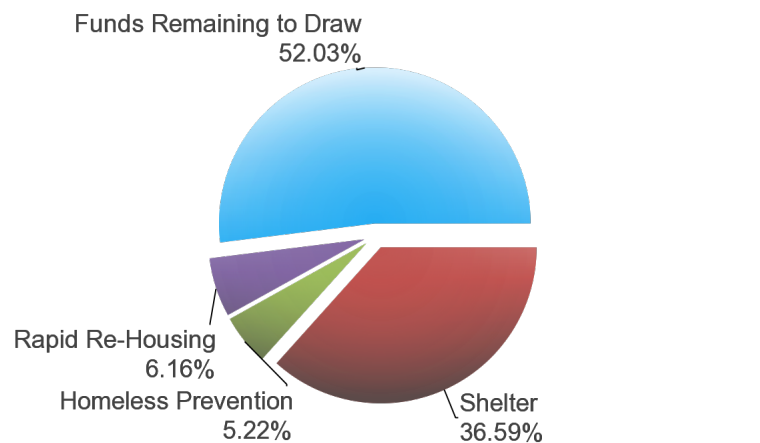
ESG Program Components

Activity Type	Total Committed to Activities	% of Grant Committed	Drawn Amount	% of Grant Drawn
Street Outreach	\$0.00	0.00%	\$0.00	0.00%
Shelter	\$272,679.00	60.00%	\$166,286.42	36.59%
Homeless Prevention	\$55,482.00	12.21%	\$23,717.53	5.22%
Rapid Re-Housing	\$83,221.00	18.31%	\$28,000.00	6.16%
Data Collection (HMIS)	\$9,000.00	1.98%	\$0.00	0.00%
Administration	\$34,084.00	7.50%	\$0.00	0.00%
Funds Not Committed	\$0.00	0.00%	\$0.00	0.00%
Funds Remaining to Draw	\$0.00	0.00%	\$236,462.05	52.03%
Total	\$454,466.00	100.00%	\$454,466.00	100.00%

Funds Committed



Funds Drawn



Legend for Funds Committed:
 Street Outreach (Blue), Shelter (Red), Homeless Prevention (Green), Rapid Re-Housing (Purple),
 Data Collection (HMIS) (Cyan), Administration (Orange), Funds Not Committed (Light Blue), Funds Remaining to Draw (Pink)

Legend for Funds Drawn:
 Street Outreach (Blue), Shelter (Red), Homeless Prevention (Green), Rapid Re-Housing (Purple),
 Data Collection (HMIS) (Cyan), Administration (Orange), Funds Not Committed (Light Blue), Funds Remaining to Draw (Pink)



U.S. Department of Housing and Urban Development
 Office of Community Planning and Development
 Integrated Disbursement and Information System
 PR91 - ESG Financial Summary
 GWINNETT COUNTY, GA
 2015

DATE: 01-04-16
 TIME: 14:28
 PAGE: 2

24-Month Grant Expenditure Deadline

All of the recipient's grant must be expended for eligible activity costs within 24 months after the date HUD signs the grant agreement with the recipient. Expenditure means either an actual cash disbursement for a direct charge for a good or service or an indirect cost or the accrual of a direct charge for a good or service or an indirect cost. This report uses draws in IDIS to measure expenditures. HUD allocated Fiscal Year 2011 ESG funds in two allocations. For FY2011, this Obligation Date is the date of the first allocation. This report does not list the Obligation Date, does not calculate the Expenditure Deadline, and does not track the Days Remaining for the FY 2011 second allocation.

Grant Amount: \$454,466.00

Grant Number	Draws to Date	HUD Obligation Date	Expenditure Deadline	Days Remaining to Meet Requirement Date	Expenditures Required
E15UC130004	\$218,003.95	06/29/2015	06/29/2017	543	\$236,462.05

60% Cap on Emergency Shelter and Street Outreach

The cap refers to the total amount of the recipient's fiscal year grant, allowed for emergency shelter and street outreach activities, is capped at 60 percent. This amount cannot exceed the greater of: (1) 60% of the overall grant for the year; or, (2) the amount of Fiscal Year 2010 ESG funds committed for homeless assistance activities.

Amount Committed to Shelter	Amount Committed to Street Outreach	Total Amount Committed to Shelter and Street Outreach	% Committed to Shelter and Street Outreach	2010 Funds Committed to Homeless Assistance Activities	Total Drawn for Shelter and Street Outreach	% Drawn for Shelter and Street Outreach
\$272,679.00	\$0.00	\$272,679.00	60.00%	\$137,750.00	\$166,286.42	36.59%



U.S. Department of Housing and Urban Development
Office of Community Planning and Development
Integrated Disbursement and Information System
PR91 - ESG Financial Summary
GWINNETT COUNTY, GA
2015

DATE: 01-04-16
TIME: 14:28
PAGE: 3

ESG Draws By Month (at the total grant level):

Grant Amount: 454,466.00

No data returned for this view. This might be because the applied filter excludes all data.

ESG Draws By Quarter (at the total grant level):

No data returned for this view. This might be because the applied filter excludes all data.



U.S. Department of Housing and Urban Development
Office of Community Planning and Development
Integrated Disbursement and Information System
PR91 - ESG Financial Summary
GWINNETT COUNTY, GA
2015

DATE: 01-04-16
TIME: 14:28
PAGE: 4



U.S. Department of Housing and Urban Development
 Office of Community Planning and Development
 Integrated Disbursement and Information System
 PR91 - ESG Financial Summary
 GWINNETT COUNTY, GA
 2015

DATE: 01-04-16
 TIME: 14:28
 PAGE: 5

ESG Subrecipient Commitments and Draws by Activity Category :

Subrecipient	Activity Type	Committed	Drawn
GWINNETT COUNTY	Shelter	\$272,679.00	\$166,286.42
	Homeless Prevention	\$55,482.00	\$23,717.53
	Rapid Re-Housing	\$83,221.00	\$28,000.00
	Data Collection (HMIS)	\$9,000.00	\$0.00
	Administration	\$34,084.00	\$0.00
	Total	\$454,466.00	\$218,003.95
	Total Remaining to be Drawn		\$236,462.05
	Percentage Remaining to be Drawn		52.03%



U.S. Department of Housing and Urban Development
Office of Community Planning and Development
Integrated Disbursement and Information System
PR91 - ESG Financial Summary
GWINNETT COUNTY, GA
2015

DATE: 01-04-16
TIME: 14:28
PAGE: 6

ESG Subrecipients by Activity Category

Activity Type	Subrecipient
Shelter	GWINNETT COUNTY
Homeless Prevention	GWINNETT COUNTY
Rapid Re-Housing	GWINNETT COUNTY
Data Collection (HMIS)	GWINNETT COUNTY
Administration	GWINNETT COUNTY

Exhibit 5

Fair Housing and Equal Opportunity (FHEO) CAPER Checklist

OVERVIEW OF FHEO REVIEW OF CONSOLIDATED ANNUAL PERFORMANCE AND EVALUATION REPORT (CAPER)

The CAPER provides for annual performance reporting on recipients' outputs and outcomes for HUD review. See Section 3 of the definitions section of this chapter.

Each jurisdiction should submit its CAPER to HUD 90 days after the end of its program year. The CAPER should contain a detailed description of the activities performed during the previous program year (91.520(a)) with that year's funding. All activities should be reviewed by FHEO regarding their civil rights implications (disabled, large families, etc.). This includes:

1. How much money was budgeted for each activity?
2. How much was actually spent;
3. The specific locations of activities completed;
4. What was accomplished (e.g., number of houses rehabilitated, number of jobs created, or number of linear feet of streets reconstructed) benefiting how many people;
5. For each of the accomplishments, what number and percentage of beneficiaries were members of "protected classes" and/or "extremely low-income" (i.e., those with income below 30 percent of the area-wide median);
6. Actions taken to AFFH; and
7. Amount of money spent on AFFH and AFFH-related activities (specify the activities).

FHEO staff should use this checklist to review the CAPER with conformity to the AI and related fair housing issues in the Consolidated Plan and AAP. FHEO should also review the CAPER to see if the needs of protected class members under the Fair Housing Act. Local modifications to the CAPER checklist are encouraged. FHEO staff must provide written comments to CPD regarding any Fair Housing or Civil Rights-related issues and concerns found in the CAPER.

CAPER CHECKLIST

Grantee Evaluated: Gwinnett County, Georgia HUD Project Number: B-15-UC-13-0004;
M15-UC130210; E-15-UC-13-0011

Date of CAPER: March 30, 2016

Period covered by CAPER: January 1, 2015 – December 31, 2015

EOS Reviewing/Date Review Completed:

A. Background information:

1. Total yearly CPD funding amount to grantee: \$7,130,796.00
2. Did grantee allocate any funding to fair housing activities?

Yes: Amount and Percentage of Funding allocated to Fair Housing: \$40,000.00 % *0.56
*Percentage represents amount of funds devoted to Fair Housing as a percentage of total CPD Funding. The allocation came from prior years' funding; no 2015 funding was allocated to Fair Housing activities. Information found on pages 8 and 12 of the CAPER document.

Names of Fair Housing agencies funded:
Center for Pan Asian Community Services

Fair Housing Activities Funded:
Outreach
Education
Training
Reporting

Activities funded specifically to address identified impediments:

Activity	Amount
<u>Homeowner Housing Rehabilitation Program</u>	<u>\$300,000.00</u>
<u>Acquisition/Rehabilitation/Disposition of Single-Family Homes</u>	<u>\$826,805.00</u>
<u>Fair Housing Education</u>	<u>\$40,000.00</u>
<u>Housing Counseling Education</u>	<u>\$67,184.00</u>

No, According to CAPERS, recipient is not providing any funding to Fair Housing.

B. Qualitative Review:

1. Do the activities proposed during this planning year demonstrate progress in addressing the identified needs of minorities, people with disabilities and other protected class populations?

Yes.

2. Is there a description of the resources made available, the investment of available resources, the geographical distribution and location of investments, the families and persons assisted (including the racial and ethnic status of persons assisted? See 24 CFR 91.520(a). Yes

3. Did the jurisdiction describe its actions to affirmatively further fair housing? See 24 CFR 91.520a. Yes

4. Is there an evaluation of the recipient's progress in meeting its specific objectives of providing affordable housing, including the numbers and types of families served (including then number of extremely low-income, low-income, moderate-income, and middle-income persons served. See 24 CFR 91.520(b). Yes

5. Is there a comparison of the proposed versus actual outcomes for each outcome measure submitted with the consolidated plan? (If applicable did the jurisdiction discuss why progress was not made toward meeting goals and objectives?). Yes

6. Is the amount/percentage of money devoted to fair housing (above) consistent with AAP projections for the past year? Yes No X

Explain amounts spent and any rationalization for any discrepancy.

2015 Action Plan projected \$0.00 allocated to Fair Housing. However, on January 6 2015, Gwinnett County allocated \$40,000.00 in reprogrammed 2012 funding to Center for Pan Asian Community Services for Fair Housing activities.

7. Does the CAPER describe the types of activities carried out by its fair housing project (e.g., number of clients assisted, the outreach/education undertaken, the number of complaints referred to HUD or local civil rights agency for Fair Housing issues)? Yes

Yes (describe activities or make reference to page in report) See pages 8, 13 and 31

C. Demographic Characteristics of Jurisdiction

<u>Race</u>	<u>Total Race</u>		<u>Hispanic or Latino</u>	
	No.	%	No.	%
American Indian or Alaska Native	8	.006	0	0
Asian	9,346	7.99	0	0
Black or African American	41,213	35.27	0	0
Native Hawaiian or Other Pacific Islander	2	.001	0	0
White	66,257	56.71	105	.089
American Indian or Alaska Native <i>and</i> White	0	0	0	0
Asian <i>and</i> White	0	0	0	0
Black or African American <i>and</i> White	0	0	0	0
American Indian or Alaska Native <i>and</i> Black or African American	0	0	0	0
*Other multiple race combinations greater than one percent (Specify)	0	0	0	0
Balance of Individuals Reporting More Than One Race	0	0	0	0
Total	116,826	99.97%	105	.089%
Single Parent/Female	unknown			
Persons with Disabilities	1			
Large Families	unknown			

D. Citizen Participation

1. Did the grantee solicit citizen participation in the CAPER preparation process?

X Yes ___ No

a. Did the grantee take any affirmative steps to solicit participation in the CAPER preparation process from protected classes including racial, ethnic, and religious minorities, families with children, and persons with disabilities? X Yes ___ No

The Public Notice was emailed and mailed to organizations that serve racial, ethnic and religious minorities, families with children, persons with disabilities, and those that serve presumed benefit groups.

- b. Describe affirmative steps to solicit participation, name the participants and/or participant organizations, input received, and whether it was considered and the outcome of the comments.

The Public Notice was emailed and mailed to organizations throughout the county. The Public Notice included information regarding the submission of Public Comments and invited participation in the Public Hearing. Unfortunately, no Public Comments were submitted and no one attended the Public Hearing.

1. Does the grantee indicate that notice concerning community meetings and comment was made to the Limited English Proficient (LEP) population in languages other than English, and that notice was distributed in ways to reach that population? Yes No
Yes Describe:

Notice translated to Spanish and provided as requested.

2. Is the Notice submitted with the CAPER? Yes No
3. Does the grantee indicate that notice concerning community meetings and comment was made to persons with disabilities in alternative formats, when needed? Yes No

No requests of this nature were made to the Community Development office.

Describe the efforts: n/a _____

A. Fair Housing

1. What activities reported in the CAPER address the impediments identified in the Action Plan, Consolidated Plan or AI?
Homeowner Housing Rehabilitation Program
Acquisition/Rehabilitation/Disposition of Single Family Homes
Fair Housing Education
Housing Counseling
2. Which of these impediments have been partially addressed, but needs additional actions?
Accessibility/Mobility Issues (Impediment #2)
Restrictive Zoning Provisions (Impediment #3)

Resident Viewpoint on Affordable Housing (Impediment #4)

3. Are there significant impediments to fair housing choice affecting one or more of the federal protected classes, which were NOT addressed in this year's CAPER (but are identified in the AI or previous CAPERs)? Yes _____ No X

If yes, identify the impediment/explain: _____

4. Have new impediments been identified as actions were taken to address previously-identified impediments? Yes _____ NO X

If so, describe:

B. Activities/Benefits

1. Overall, are racial and ethnic minorities benefiting from the grantee's direct benefit activities in at least relative proportion to such groups' representation in the grantee's population? Yes X No _____

Comments:

2. Are people with disabilities benefiting from the grantee's direct benefit activities in relative proportion to their representation in the grantee's population?

Comments:

3. Indirect Benefit Activities

Review a selection of indirect benefit activities, e.g., street improvements, curbs and gutters, etc.

Are these activities consistent with what was proposed in the AAP?

X Yes _____ No

Comments:

4. Are programs progressing at a significantly slower pace in project areas that can be identified with particular racial, ethnic, or other characteristics of protected classes (e.g., given lower priority for beginning use of resources, etc.)?

Yes No Comments:

5. Is the recipient making public areas in all construction and rehabilitation projects accessible to persons with disabilities?

Yes No

If yes, is the progress of such activities reasonably consistent with the progress of other indirect benefit activities?

Yes No Comments: