



Gwinnett
Financial Services

MONTHLY
FINANCIAL
STATUS
REPORT

FOR THE PERIOD ENDED
JULY 31, 2021
(UNAUDITED)

GWINNETT COUNTY
GEORGIA

www.gwinnettcounty.com



MEMORANDUM

TO: Nicole L. Hendrickson, Chairwoman
District Commissioners
Glenn Stephens, County Administrator
Maria Woods, Deputy County Administrator/CFO

FROM: Buffy Alexzulian
Director of Financial Services

SUBJECT: Monthly Financial Report for the Period Ended July 31, 2021

DATE: August 25, 2021

This report, which includes unaudited information for the fiscal year through July 2021, is prepared by the Department of Financial Services as a summary of revenues and expenditures for all County operating funds. The primary purpose of this monthly report is to provide timely information regarding year-to-date financial performance.

This report includes:

Executive Summary	Page 2
Financial Summaries by Fund	Page 11
Budget Adjustments by Fund Schedule	Page 56

EXECUTIVE SUMMARY

This report begins with a brief overview of financial activity causing noteworthy variances from a year-over-year or budget versus actual perspective. The overview is followed by a discussion of notable events that occurred in July and early August, including: 1) the adoption of 2021 millage rates and the mailing of property tax bills; 2) the Purchasing Division's receipt of the *Achievement of Excellence in Procurement* Award; and 3) the continuation of fiscal year 2022 budget preparation. Highlights from these activities, as well as an update on residential and commercial real property tax appeals, are discussed below.

Separate discussions for the General Fund, Service District Funds, and Water and Sewer Operating Funds are provided on pages 4 – 9, followed by a summary of recurring monthly financial trends. The narrative is followed by financial summaries for each of Gwinnett County's operating funds and concludes with a budget adjustments schedule for both revenues and appropriations.

Overview of Financial Variances

Real and personal property tax bills are usually due October 15, but last year the deadline was extended until December 1 due to the pandemic. As a result of the extended due date and outstanding appeals being settled, there has been an increase in prior year real and personal property taxes being collected in the current year. Therefore, property tax revenues across all tax-related funds are up approximately \$18.5 million, or 58.7 percent, compared to this same time last year. The delayed tax bill deadline also resulted in a year-over-year increase in tax commissions (charges for services) in the General Fund.

Intangible recording taxes and real estate transfer taxes are coming in higher than last year in the funds that receive them – the General, Development and Enforcement Services District, Fire and EMS District, Police Services District, Recreation, and Economic Development Tax Funds. This is due to increases in real estate activity.

Non-Departmental expenditures in the General, Development and Enforcement, Fire and Emergency, and Police Services District Funds are lower compared to last year as fewer contributions to capital funds are budgeted for 2021.

The County continues to monitor the financial impact of the COVID-19 pandemic. While some revenues continue to show year-over-year decreases, such as fines and forfeitures in the General Fund and charges for services in the Local Transit Operating Fund, many other revenues reflect year-over-year increases as the County returns to normalcy including:

- Charges for services in the General Fund, partially due to increases in judicial revenues
- Fines and forfeitures in the Police Services District Fund as additional court calendars were added to work through the backlog
- Charges for services in the Recreation Fund, due to increased participation in youth programs, summer camps, park activities at community centers, and aquatic center activities
- Miscellaneous revenues in the Recreation Fund, due to an increase in recreational facility and equipment rentals – these revenues have returned to pre-pandemic levels
- Hotel/motel tax revenues in the Tourism Fund, due to increases in occupancy rates and average daily room rates
- Miscellaneous revenues in the Economic Development Operating Fund, due to an increase in facility rentals by film production companies – these revenues have returned to pre-pandemic levels

Certain expenses/expenditures also reflect year-over-year variances related to the pandemic. Expenses in the Local Transit Operating Fund are down from last year, primarily due to CARES Act grant funding. However, pandemic-related hazard pay (mostly for public safety departments) is up over last year. As of the date of this report, 2021 reflects more than five months of hazard pay, or \$12.4 million. At this same time last year, only three months of hazard pay, or \$7.3 million, had been recorded. Hazard pay for eligible employees was reduced by 50 percent on May 29, 2021, and phased out on June 11, 2021.

2021 Millage Rate Adoption/Property Tax Bills Mailed

On July 20, 2021, the Gwinnett Board of Commissioners voted to hold Gwinnett County's unincorporated property tax rate for 2021 at 14.71 mills, the same rate as 2020. This total does not include millage rates for schools or for cities.

Most homeowners will not see the County government portion of their property taxes change because of the Value Offset Exemption, which holds the assessed value of a property constant for the County government tax portion of their bill, even if there is an increase in property value.

The 2021 General Fund millage rate remains at 6.95 mills. Property taxes for special service districts and countywide levies for recreation and economic development also remain unchanged from last year. Millage rates for service districts in Gwinnett are based on property location and county services provided, such as police, fire, and emergency medical services.

Additional information on millage rates is available on the County's [Property Information](#) and [Service Districts Explained](#) webpages. [Click here](#) to watch a video about how your property taxes are calculated.

The County's 2021 tax digest was approved by the state on July 22, 2021. Property tax bills were mailed by August 14 with payments due October 15.

Achievement of Excellence in Procurement Award

In July, Gwinnett County's Purchasing Division was awarded the 2021 *Achievement of Excellence in Procurement* Award from the National Procurement Institute. The award recognizes public and non-profit organizations that obtain high marks in the areas of innovation, professionalism, e-procurement, productivity, and leadership attributes of the procurement function. Gwinnett County's Purchasing Division has received this prestigious award for 23 consecutive years.

Residential and Commercial Real Property Tax Appeals

Annual Notices of Assessment were mailed to all owners of residential and commercial real property on April 23, 2021. During the 45-day appeal period, taxpayers filed 5,045 residential and commercial real property tax appeals, a 61 percent decrease from the number of real property appeals filed last year. As of August 16, 2021, 43 percent of the appeals have been settled.


2022 Budget Preparation

As of the date of this report, departments and elected officials have submitted their capital and operating budget requests including revenue estimates and decision package proposals. Starting in late August, departments and elected officials will present their 2022 business plans to the Chairwoman's Budget Review Committee for consideration.

GENERAL FUND (PAGE 11)

The General Fund accounts for all County revenues and expenditures that are not restricted to, or accounted for, in other funds. The County’s General Fund supports services that benefit stakeholders, businesses, and residents countywide, such as sheriff, jail, courts, correctional facility, tax commissioner, health and human services, transportation, and elections.

GENERAL FUND
2021 YTD REVENUES BY CATEGORY



*Other Taxes includes intangible recording taxes, occupation taxes, financial institution taxes, energy excise taxes, and excise taxes on beer, wine, distilled spirits, and mixed drinks.

Current year motor vehicle taxes, current year title ad valorem taxes, and prior year property taxes make up approximately 47 percent of year-to-date revenues in the General Fund. The property tax percentage will increase later in the year when property taxes are collected. Property taxes represent approximately 75 percent of the fund’s annual revenue budget.

Tax revenues in the General Fund are up \$13.7 million, or 26.1 percent, over last year, primarily due to the following:

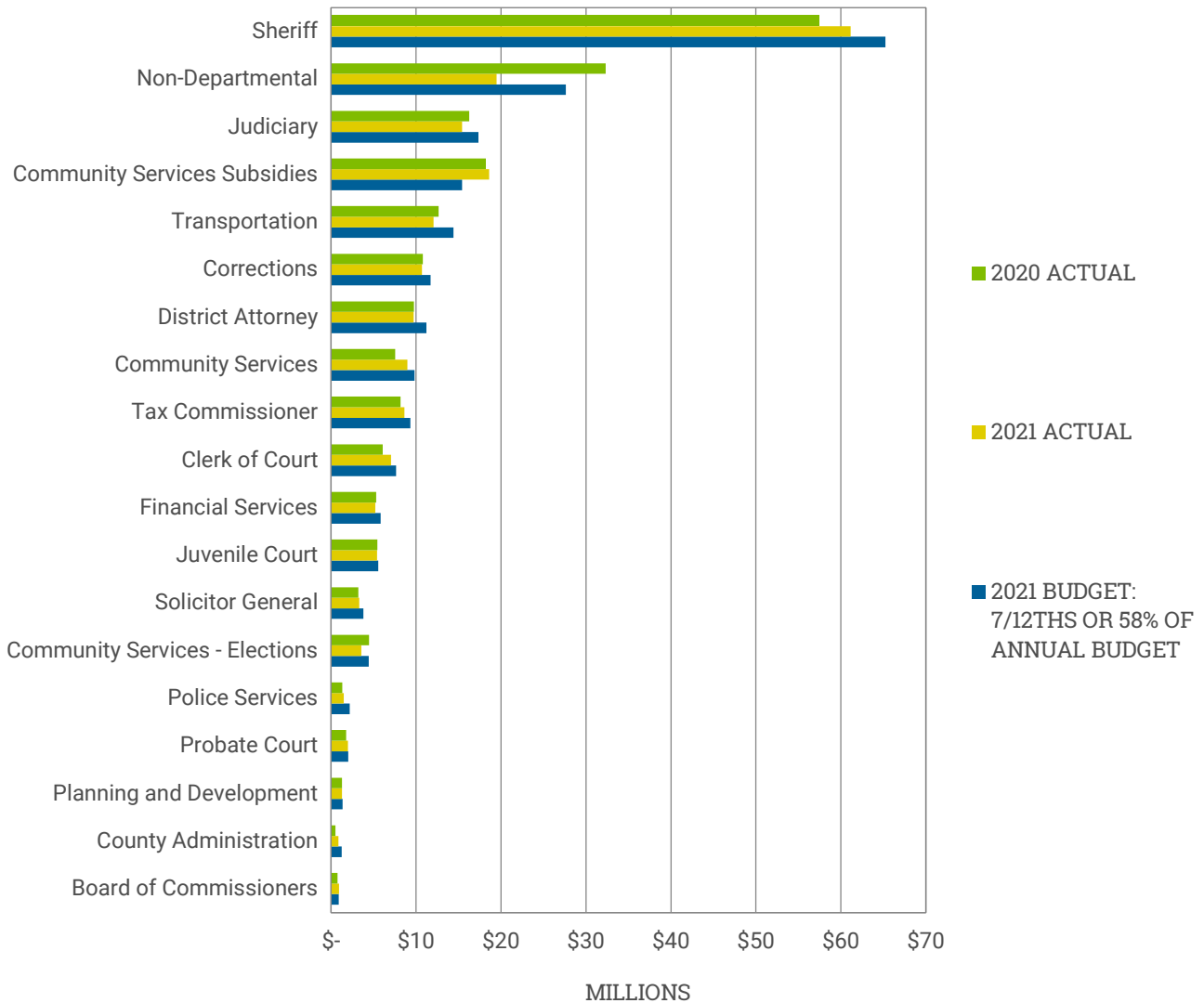
- An \$8.3 million increase in title ad valorem taxes due to increases in auto sales
- A \$3.6 million increase in prior year tax collections due to last year’s extended property tax bill deadline, as previously discussed
- A \$985,800 increase in intangible recording taxes due to increases in real estate activity, as previously discussed

Licenses and permits revenues in the General Fund are up approximately \$498,400, or 28.7 percent, compared to last year and are exceeding pre-pandemic levels. The year-over-year increase is partially attributable to recording weapons carry permits in licenses and permits this year; previously, they were recorded under charges for services. Additionally, the number of business licenses issued is up over last year.

Charges for services revenues in the General Fund are up approximately \$1.8 million, or 22.2 percent, primarily due to increases in real estate activity and judicial activity.

Contributions and donations revenues in the General Fund are significantly higher than last year, primarily due to a nearly \$2.3 million grant received for the 2020 General Election and Runoff.

**GENERAL FUND
BUDGET VS. ACTUAL BY DEPARTMENT
JULY 2020 – 2021 YTD EXPENDITURES**



Support Services is too small to appear in the chart.

Non-departmental expenditures in the General Fund are down approximately \$12.8 million, or 39.7 percent, compared to last year. This is primarily attributable to:

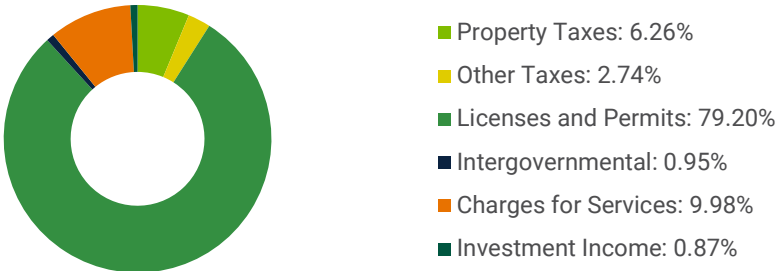
- A \$4.9 million decrease in contributions to capital as fewer contributions to capital funds are budgeted for 2021
- A \$4.9 million decrease in contributions to local transit due to available grant funds
- A \$3.2 million decrease in payments to other governmental agencies, primarily due to one-time payments made to Gwinnett’s cities in 2020 as a result of a Service Delivery Strategy agreement

Community Services subsidy expenditures appear over budget at this time. However, this is just a timing issue related to when subsidy payments are made. Generally, these are paid quarterly, and as of the date of this report, most Community Services subsidy recipients have received their first three quarterly subsidies for 2021. While Community Services subsidy recipients also received three quarterly payments at this time last year, expenditures are approximately \$381,600, or 2.1 percent, higher this year due to increases in subsidy payments for the Board of Health and Mental Health.

DEVELOPMENT & ENFORCEMENT SERVICES DISTRICT FUND (PAGE 13)

The Development and Enforcement Services District Fund is used to account for the revenues and expenditures attributable to the Development and Enforcement Services District. This district includes all properties within unincorporated Gwinnett County. The County is responsible for providing short-term planning and code enforcement services within this district.

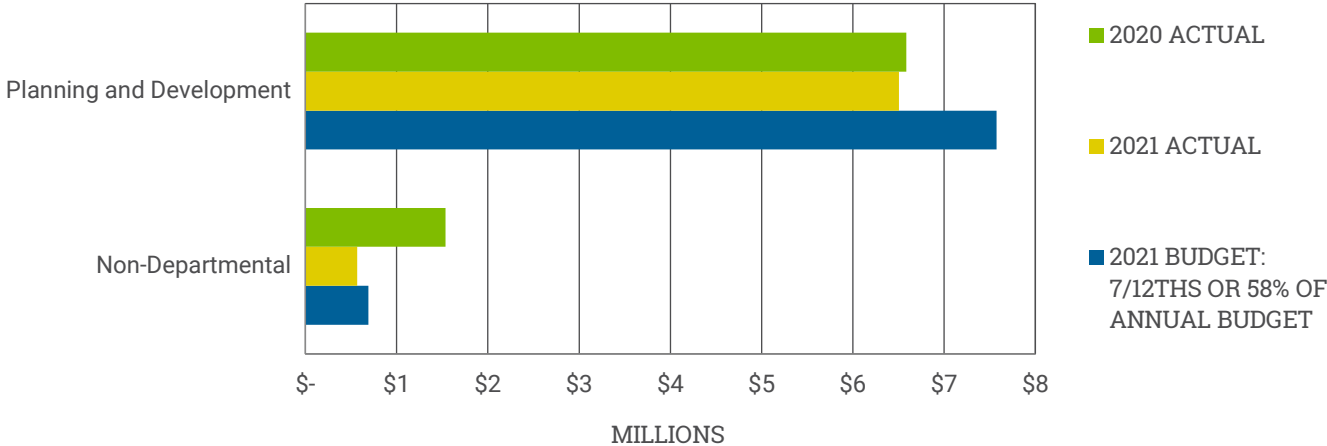
DEVELOPMENT AND ENFORCEMENT SERVICES DISTRICT FUND 2021 YTD REVENUES BY CATEGORY



Although current year-to-date revenues collected are primarily from licenses and permits, as shown in the chart above, the main revenue source will shift to property taxes later in the year when they are collected. Property taxes represent approximately 56 percent of the fund’s annual revenue budget.

Licenses and permits revenues in the Development and Enforcement Services District Fund are up approximately \$966,400, or 37.8 percent, compared to last year. This is primarily due to increases in building construction activity. The number of building permits issued through July increased from 5,308 in 2020 to 7,133 in 2021.

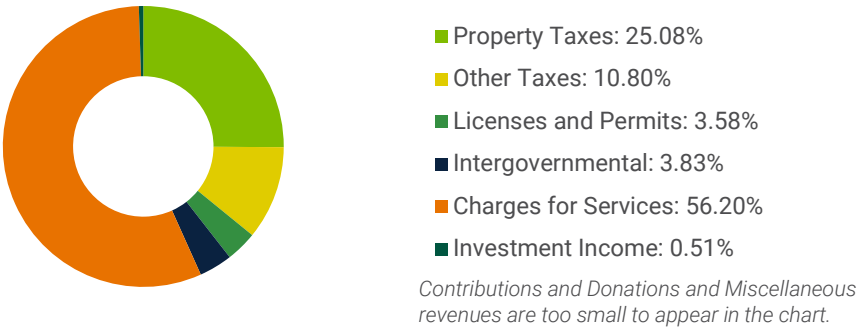
DEVELOPMENT AND ENFORCEMENT SERVICES DISTRICT FUND BUDGET VS. ACTUAL BY DEPARTMENT JULY 2020 – 2021 YTD EXPENDITURES



FIRE AND EMERGENCY MEDICAL SERVICES DISTRICT FUND (PAGE 14)

The Fire and Emergency Medical Services District Fund is used to account for the revenues and expenditures attributable to the Fire and Emergency Medical Services District. This district includes all properties within unincorporated Gwinnett County and all cities except Loganville. Gwinnett County is responsible for providing fire and emergency medical protection within this district. The City of Loganville operates its own fire department, but residents and businesses continue to receive County-provided emergency medical services.

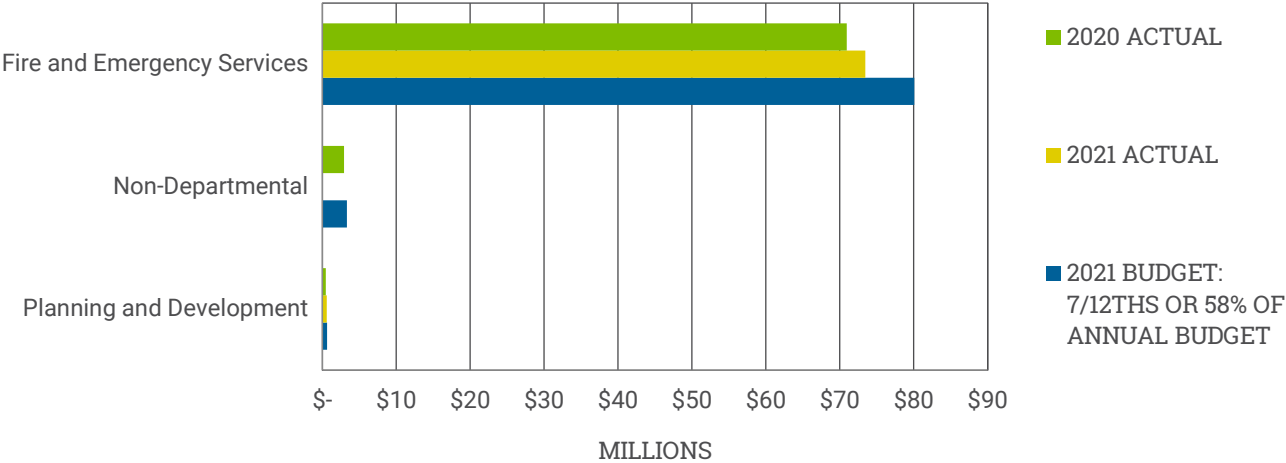
**FIRE AND EMERGENCY MEDICAL SERVICES DISTRICT FUND
2021 YTD REVENUES BY CATEGORY**



Although current year-to-date revenues collected are primarily from charges for services, as shown in the chart above, the main revenue source will shift to property taxes later in the year when they are collected. Property taxes represent approximately 74 percent of the fund’s annual revenue budget.

Charges for services in the Fire and Emergency Services District Fund are up approximately \$1.2 million, or 16.3 percent, from last year, mostly because of an increase in the number of ambulance transports.

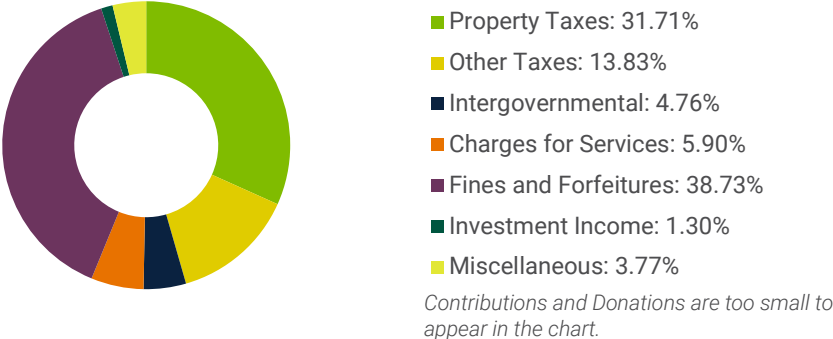
**FIRE AND EMERGENCY MEDICAL SERVICES DISTRICT FUND
BUDGET VS. ACTUAL BY DEPARTMENT
JULY 2020 – 2021 YTD EXPENDITURES**



POLICE SERVICES DISTRICT FUND (PAGE 16)

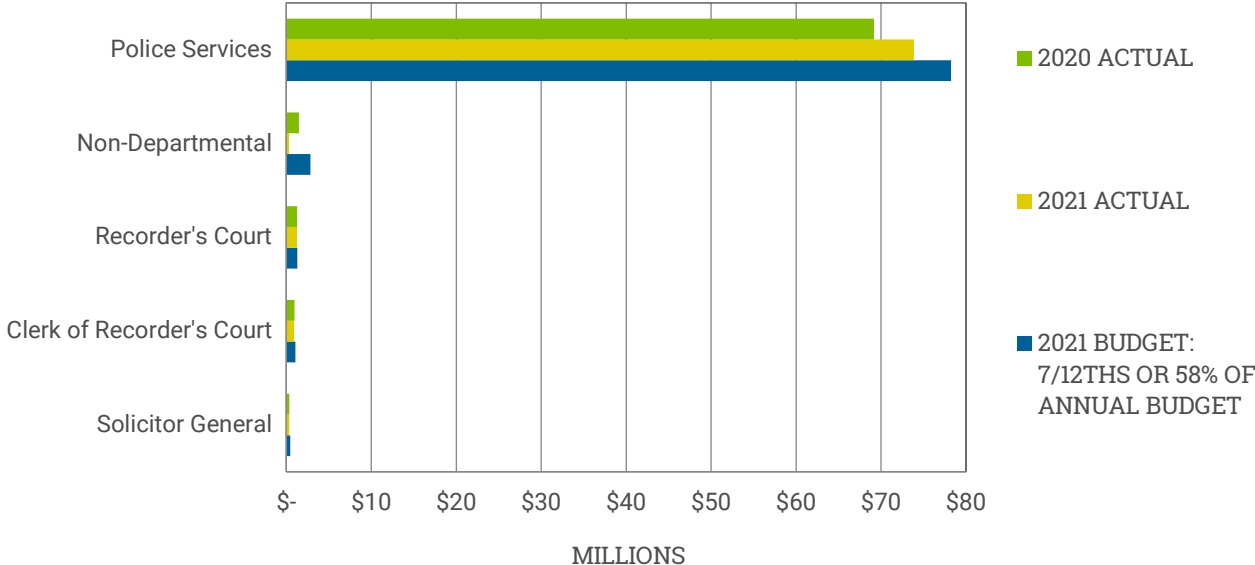
The Police Services District Fund accounts for the revenues and expenditures attributable to the Police Services District. This district includes all properties within unincorporated Gwinnett County and cities that do not operate their own police departments (Berkeley Lake, Buford, Grayson, Dacula, Peachtree Corners, Rest Haven, and Sugar Hill). Gwinnett County is responsible for providing police protection within this district.

**POLICE SERVICES DISTRICT FUND
2021 YTD REVENUES BY CATEGORY**



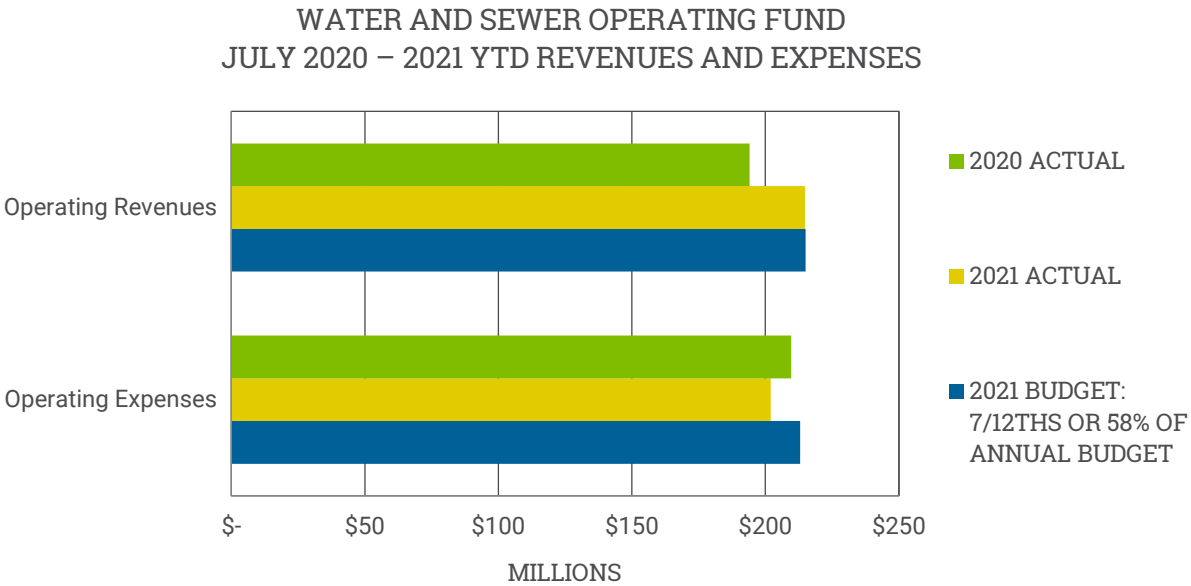
Although current year-to-date revenues collected are from multiple revenue sources, as shown in the chart above, the main revenue sources will shift to property taxes and insurance premium taxes later in the year when they are collected. Property taxes and insurance premium taxes represent approximately 79 percent of the fund’s annual revenue budget.

**POLICE SERVICES DISTRICT FUND
BUDGET VS. ACTUAL BY DEPARTMENT
JULY 2020 – 2021 YTD EXPENDITURES**



WATER & SEWER OPERATING FUND (PAGE 49)

The Water and Sewer Operating Fund supports the operation, maintenance, and capital improvement of the water and sewer system.



Year-to-date Water and Sewer Operating Fund revenues are up approximately \$20.7 million, or 10.7 percent, over last year, primarily due to 2021 rate increases for both water and sewer.

Revenues in the Water and Sewer Operating Fund are currently in line with budget based on the percentage of the fiscal year that has lapsed. Revenues typically trend under budget until year end because a large portion of the revenue received in January is for services provided in December and is therefore recorded in the previous year. However, offsetting items, such as higher than expected system development charge revenues, are bringing actuals closer to budget this year.

Year-to-date Water and Sewer Operating Fund expenses are down approximately \$7.6 million, or 3.6 percent, compared to last year. The capital project fund currently has adequate funding; therefore, contributions from the operating fund to the capital fund have been reduced for 2021. The decrease is partially offset by an increase in debt service due to the issuance of bonds in December 2020, as well as increases in various general operating expenses and personal services expenses.

Expenses in the Water and Sewer Operating Fund are approximately \$10.9 million, or 5.1 percent, under budget based on the percentage of the fiscal year that has lapsed. This variance is attributable to conservative budgeting, fluctuations in variable costs such as chemicals and utilities, and lower than expected expenses related to professional services and contracted repair and maintenance services.

RECURRING MONTHLY FINANCIAL TRENDS

Investment income across all operating funds is down approximately \$3.3 million compared to last year, primarily due to lower interest rates on short-term securities, which is where most of the County's operating fund investments reside. Investment income for 2021 is expected to continue to trail last year.

Expenditures in the Recreation Fund are up approximately \$2.8 million, or 13.7 percent, compared to last year, primarily due to increases in overhead costs, contributions to capital, pandemic-related hazard pay, utility costs, and part-time salaries.

The Economic Development Tax Fund was established in September 2020 to collect resources for and to provide financial assistance to the Development Authority of Gwinnett County for economic development purposes. The first project to be supported by this fund is the new Rowen knowledge community. As of the date of this report, payments to the Development Authority to support the Rowen knowledge community include a \$1.9 million annual payment, a \$941,600 payment to be used to purchase land, and a \$653,600 debt service payment.

The Street Lighting Fund temporarily reflects negative equity, as expected this time of year. Equity will become positive in the fourth quarter when fees are collected with property tax bills.

Charges for services in the Authority Imaging Fund are up approximately \$327,500, or 78.4 percent, compared to last year and are currently exceeding budgeted expectations. This is due to an increase in e-filings for criminal cases.

YTD FINANCIAL REPORT 2021 | GWINNETT COUNTY

General Fund (001)

The General Fund is the primary tax and operating fund for all County revenues and expenditures that are not accounted for in other funds.

	FY 2021				FY 2020	
	2021 Adopted Budget	Current Annual Budget as of 07/31/2021	Actuals YTD as of 07/31/2021	% Actual to Current Budget	Actuals YTD as of 07/31/2020	% Actual to 07/31/2020 Budget
Fund Balance January 1	\$ 173,289,083	\$ 173,289,083	\$ 173,289,083			
Revenues:						
Taxes	\$ 311,569,691	\$ 311,569,691	\$ 66,227,876	21.26%	\$ 52,521,825	16.64%
Licenses and Permits	4,603,850	4,603,850	2,234,203	48.53%	1,735,758	37.01%
Intergovernmental	3,357,091	3,357,091	2,299,806	68.51%	1,872,509	49.19%
Charges for Services	27,568,667	27,568,667	9,832,367	35.67%	8,047,635	30.24%
Fines and Forfeitures	2,906,893	2,906,893	1,160,615	39.93%	1,406,201	38.70%
Investment Income	282,045	282,045	152,339	54.01%	1,017,789	66.30%
Contributions and Donations	70,250	2,354,958	2,307,212	97.97%	19,563	11.71%
Miscellaneous	1,566,462	1,566,462	1,229,800	78.51%	1,371,015	62.07%
Other Financing Sources	-	-	32,527	-	127,179	77.08%
Revenues without Use of Fund Balance	351,924,949	354,209,657	85,476,745	24.13%	68,119,474	19.00%
Use of Fund Balance	18,864,373	18,307,879	-	0.00%	-	0.00%
TOTAL REVENUES	\$ 370,789,322	\$ 372,517,536	\$ 85,476,745	22.95%	\$ 68,119,474	16.91%
Appropriations:						
Board of Commissioners	\$ 1,536,793	\$ 1,536,793	\$ 943,354	61.38%	\$ 768,422	50.21%
County Administration	2,205,659	2,156,155	858,854	39.83%	528,510	33.89%
Financial Services	10,025,621	10,016,131	5,216,521	52.08%	5,309,952	53.26%
Tax Commissioner	16,022,750	16,022,750	8,646,007	53.96%	8,174,557	53.91%
Transportation	24,892,267	24,671,799	12,053,548	48.86%	12,650,873	49.64%
Planning and Development	2,316,336	2,316,336	1,279,964	55.26%	1,285,952	55.61%
Police Services	3,740,744	3,740,744	1,506,278	40.27%	1,306,590	44.06%
Corrections	20,098,149	20,096,618	10,700,038	53.24%	10,797,075	55.57%
Community Services	16,956,874	16,827,066	8,982,004	53.38%	7,557,798	51.75%
Community Services Subsidies:						
Atlanta Regional Commission	1,265,140	1,265,140	778,073	61.50%	765,285	63.51%
Board of Health	2,074,641	2,074,641	1,555,981	75.00%	1,180,981	75.00%
Coalition for Health & Human Services	235,088	235,088	176,316	75.00%	176,316	75.00%
Dept of Family & Children's Services	660,638	660,638	495,479	75.00%	495,479	75.00%
Food Insecurity	150,000	150,000	-	0.00%	-	-
Forestry	8,698	8,698	7,358	84.59%	7,358	84.59%
HomeFirst Gwinnett	600,000	600,000	-	0.00%	-	-
Library In-House Services	1,064,070	1,064,070	371,950	34.96%	427,544	37.64%
Library Subsidy	19,312,183	19,312,183	14,484,137	75.00%	14,559,695	75.00%
Mental Health	793,341	1,043,341	720,006	69.01%	595,066	75.01%
Total Community Services Subsidies	26,163,799	26,413,799	18,589,299	70.38%	18,207,723	72.11%
Community Services - Elections	5,422,418	7,596,217	3,563,484	46.91%	4,482,590	41.08%
Juvenile Court	8,787,291	9,538,091	5,404,849	56.67%	5,432,250	57.28%
Sheriff	111,219,047	111,842,547	61,152,997	54.68%	57,419,519	53.28%
Clerk of Court	13,124,317	13,124,317	7,055,075	53.76%	6,066,741	50.04%

YTD FINANCIAL REPORT 2021 | GWINNETT COUNTY

General Fund (001)

The General Fund is the primary tax and operating fund for all County revenues and expenditures that are not accounted for in other funds.

	FY 2021				FY 2020	
	2021 Adopted Budget	Current Annual Budget as of 07/31/2021	Actuals YTD as of 07/31/2021	% Actual to Current Budget	Actuals YTD as of 07/31/2020	% Actual to 07/31/2020 Budget
Judiciary	26,844,236	29,743,736	15,416,772	51.83%	16,261,141	53.10%
Probate Court	3,384,893	3,487,793	1,982,814	56.85%	1,758,361	53.66%
District Attorney	19,247,754	19,247,754	9,733,565	50.57%	9,760,893	52.34%
Solicitor General	6,494,601	6,495,101	3,318,808	51.10%	3,219,203	50.07%
Support Services	163,337	248,337	170,441	68.63%	82,076	49.49%
Non-Departmental:						
Contingency	2,700,000	2,523,016	-	0.00%	-	0.00%
Contribution to Airport	810,000	810,000	472,500	58.33%	23,333	58.33%
Contribution to Capital	21,590,058	21,590,058	12,594,201	58.33%	17,512,282	33.33%
Contribution to Local Transit	3,500,000	3,500,000	2,041,667	58.33%	6,921,250	58.33%
Grant Match	100,000	100,000	-	0.00%	-	0.00%
Gwinnett Hospital Authority	1,000,000	1,000,000	1,000,000	100.00%	1,000,000	100.00%
Homelessness Initiative	-	-	-	-	980,000	98.00%
Medical Examiner	1,537,038	1,537,038	885,931	57.64%	765,693	57.92%
Partnership Gwinnett	500,000	500,000	400,000	80.00%	400,000	80.00%
Pauper Burial	150,000	150,000	75,100	50.07%	76,345	50.90%
Reserves - Compensation	3,699,574	3,699,574	-	0.00%	-	0.00%
Reserves - Court Interpreters	751,750	337,750	-	0.00%	-	0.00%
Reserves - Court Reporters	223,121	69,121	-	0.00%	-	0.00%
Reserves - Decision Packages & Communication Improvements	3,000,000	3,000,000	-	0.00%	-	-
Reserves - Elections	815,500	815,500	-	0.00%	-	-
Reserves - Fuel/Parts	44,000	44,000	-	0.00%	-	0.00%
Reserves - Indigent Defense	5,630,000	2,444,300	-	0.00%	-	0.00%
Reserves - Inmate Housing	25,000	25,000	-	0.00%	-	0.00%
Reserves - Judicial	50,000	50,000	-	0.00%	-	0.00%
Reserves - Pension	200,000	200,000	-	0.00%	-	0.00%
Reserves - Prisoner Medical	1,503,799	845,515	-	0.00%	-	0.00%
800 MHZ Maintenance	3,047,596	3,047,596	1,501,048	49.25%	935,910	33.40%
Other Governmental Agencies	515,000	515,000	452,240	87.81%	3,646,243	98.15%
Other Miscellaneous	750,000	591,984	63,517	10.73%	52,527	18.74%
Total Non-Departmental	52,142,436	47,395,452	19,486,204	41.11%	32,313,583	37.93%
TOTAL APPROPRIATIONS	\$ 370,789,322	\$ 372,517,536	\$ 196,060,876	52.63%	\$ 203,383,809	50.48%
Projected Fund Balance December 31	\$ 154,424,710	\$ 154,981,204				
Fund Balance as of Report Date			\$ 62,704,952			

YTD FINANCIAL REPORT 2021 | GWINNETT COUNTY

Development & Enforcement District Fund (104)

The Development and Enforcement Services District Fund is used to account for the revenues and expenditures attributable to the Development and Enforcement Services District. Gwinnett County is responsible for providing short-term planning and code enforcement services within this district. This District includes all properties within unincorporated Gwinnett County.

	FY 2021				FY 2020	
	2021 Adopted Budget	Current Annual Budget as of 07/31/2021	Actuals YTD as of 07/31/2021	% Actual to Current Budget	Actuals YTD as of 07/31/2020	% Actual to 07/31/2020 Budget
Fund Balance January 1	\$ 11,383,081	\$ 11,383,081	\$ 11,383,081			
Revenues:						
Taxes	\$ 8,111,846	\$ 8,111,846	\$ 400,212	4.93%	\$ 231,327	2.98%
Licenses and Permits	3,699,150	3,699,150	3,519,883	95.15%	2,553,482	59.75%
Intergovernmental	54,000	54,000	42,060	77.89%	23,265	58.16%
Charges for Services	207,820	207,820	443,751	213.53%	433,682	75.59%
Investment Income	28,100	28,100	38,490	136.98%	102,397	62.06%
Revenues without Use of Fund Balance	12,100,916	12,100,916	4,444,396	36.73%	3,344,153	26.10%
Use of Fund Balance	2,274,605	2,046,340	-	0.00%	-	0.00%
TOTAL REVENUES	\$ 14,375,521	\$ 14,147,256	\$ 4,444,396	31.42%	\$ 3,344,153	20.71%
Appropriations:						
Planning and Development	\$ 13,189,021	\$ 12,960,756	\$ 6,505,400	50.19%	\$ 6,586,000	49.66%
Non-Departmental:						
Cultural and Artistic Design	50,000	50,000	50,000	100.00%	-	-
Reserves - Compensation	162,000	162,000	-	0.00%	-	0.00%
Reserves - Fuel/Parts	4,000	4,000	-	0.00%	-	0.00%
Non-Departmental D&E	970,500	970,500	516,250	53.19%	1,534,069	56.50%
Total Non-Departmental	1,186,500	1,186,500	566,250	47.72%	1,534,069	53.23%
TOTAL APPROPRIATIONS	\$ 14,375,521	\$ 14,147,256	\$ 7,071,650	49.99%	\$ 8,120,069	50.30%
Projected Fund Balance December 31	\$ 9,108,476	\$ 9,336,741				
Fund Balance as of Report Date			\$ 8,755,827			

YTD FINANCIAL REPORT 2021 | GWINNETT COUNTY

Fire and EMS District Fund (102)

The Fire and Emergency Medical Services District Fund is used to account for the revenues and expenditures attributable to the Fire and Emergency Medical Service District. This district includes all properties within unincorporated Gwinnett County and all cities except Loganville. Gwinnett County is responsible for providing fire and emergency medical protection within this district. The City of Loganville operates its own fire department, but residents and businesses will continue to receive county-provided emergency medical services.

	FY 2021				FY 2020	
	2021 Adopted Budget	Current Annual Budget as of 07/31/2021	Actuals YTD as of 07/31/2021	% Actual to Current Budget	Actuals YTD as of 07/31/2020	% Actual to 07/31/2020 Budget
Fund Balance January 1	\$ 67,702,702	\$ 67,702,702	\$ 67,702,702			
Revenues:						
Taxes	\$ 107,392,820	\$ 107,392,820	\$ 5,273,902	4.91%	\$ 3,149,623	3.03%
Licenses and Permits	912,992	912,992	525,928	57.60%	435,151	47.54%
Intergovernmental	738,500	738,500	563,390	76.29%	385,902	54.26%
Charges for Services	15,670,060	15,670,060	8,261,829	52.72%	7,102,864	45.48%
Investment Income	103,970	103,970	74,807	71.95%	398,487	67.54%
Contributions and Donations	-	-	1,700	-	120	-
Miscellaneous	3,000	3,000	12,185	406.17%	53,264	1,775.47%
Revenues without Use of Fund Balance	124,821,342	124,821,342	14,713,741	11.79%	11,525,411	9.47%
Use of Fund Balance	19,316,251	19,253,744	-	0.00%	-	0.00%
TOTAL REVENUES	\$ 144,137,593	\$ 144,075,086	\$ 14,713,741	10.21%	\$ 11,525,411	7.85%
Appropriations:						
Planning and Development	\$ 1,110,620	\$ 1,089,740	\$ 572,495	52.54%	\$ 456,179	46.56%
Fire and Emergency Services	137,315,973	137,274,346	73,451,007	53.51%	70,928,545	52.99%
Non-Departmental:						
Reserves - Compensation	4,679,000	4,679,000	-	0.00%	-	0.00%
Reserves - Fuel/Parts	112,000	112,000	-	0.00%	-	0.00%
Non-Departmental Fire EMS Fund	920,000	920,000	-	0.00%	2,933,533	30.18%
Total Non-Departmental	5,711,000	5,711,000	-	0.00%	2,933,533	24.61%
TOTAL APPROPRIATIONS	\$ 144,137,593	\$ 144,075,086	\$ 74,023,502	51.38%	\$ 74,318,257	50.64%
Projected Fund Balance December 31	\$ 48,386,451	\$ 48,448,958				
Fund Balance as of Report Date			\$ 8,392,941			

YTD FINANCIAL REPORT 2021 | GWINNETT COUNTY

Loganville EMS District Fund (103)

The Loganville Emergency Medical Services District Fund is used to account for the revenues and expenditures attributable to the Loganville Emergency Medical Services District. This district includes all properties within the portion of incorporated Loganville that lie within Gwinnett County. The County is responsible for providing emergency medical services within this district. The majority of expenditures are recorded in the fall based upon the certified property tax digest as outlined in the intergovernmental agreement with the City of Loganville.

	FY 2021				FY 2020	
	2021 Adopted Budget	Current Annual Budget as of 07/31/2021	Actuals YTD as of 07/31/2021	% Actual to Current Budget	Actuals YTD as of 07/31/2020	% Actual to 07/31/2020 Budget
Fund Balance January 1	\$ 641,861	\$ 641,861	\$ 641,861			
Revenues:						
Investment Income	\$ 1,686	\$ 1,686	\$ 2,031	120.46%	\$ 4,358	37.90%
Revenues without Use of Fund Balance	1,686	1,686	2,031	120.46%	4,358	37.90%
Use of Fund Balance	60,371	60,371	-	0.00%	-	0.00%
TOTAL REVENUES	\$ 62,057	\$ 62,057	\$ 2,031	3.27%	\$ 4,358	8.05%
Appropriations:						
Loganville EMS	\$ 62,057	\$ 62,057	\$ 1,896	3.06%	\$ 2,603	4.81%
TOTAL APPROPRIATIONS	\$ 62,057	\$ 62,057	\$ 1,896	3.06%	\$ 2,603	4.81%
Projected Fund Balance December 31	\$ 581,490	\$ 581,490				
Fund Balance as of Report Date			\$ 641,996			

YTD FINANCIAL REPORT 2021 | GWINNETT COUNTY

Police Services District Fund (106)

The Police Services District Fund is used to account for the revenues and expenditures attributable to the Police Services District. This district includes all properties within unincorporated Gwinnett County and cities that do not operate their own police departments (Berkeley Lake, Buford, Grayson, Dacula, Peachtree Corners, Rest Haven, and Sugar Hill). Gwinnett County is responsible for providing police protection within this district.

	FY 2021				FY 2020	
	2021 Adopted Budget	Current Annual Budget as of 07/31/2021	Actuals YTD as of 07/31/2021	% Actual to Current Budget	Actuals YTD as of 07/31/2020	% Actual to 07/31/2020 Budget
Fund Balance January 1	\$ 87,592,201	\$ 87,592,201	\$ 87,592,201			
Revenues:						
Taxes	\$ 78,588,995	\$ 78,588,995	\$ 3,912,837	4.98%	\$ 1,373,319	3.23%
Insurance Premium Taxes	36,349,300	36,349,300	-	0.00%	-	0.00%
Intergovernmental	298,900	298,900	408,679	136.73%	130,579	45.36%
Charges for Services	905,750	905,750	506,994	55.98%	596,841	58.54%
Fines and Forfeitures	4,923,698	6,746,620	3,327,149	49.32%	2,526,708	32.86%
Investment Income	171,410	171,410	112,150	65.43%	556,861	55.69%
Contributions and Donations	-	2,500	2,500	100.00%	-	-
Miscellaneous	297,200	301,200	323,676	107.46%	176,485	57.30%
Other Financing Sources	-	-	-	-	446	-
Revenues without Use of Fund Balance	121,535,253	123,364,675	8,593,985	6.97%	5,361,239	6.07%
Use of Fund Balance	22,450,197	20,512,867	-	0.00%	-	0.00%
TOTAL REVENUES	\$ 143,985,450	\$ 143,877,542	\$ 8,593,985	5.97%	\$ 5,361,239	3.69%
Appropriations:						
Police Services	\$ 134,129,516	\$ 134,146,608	\$ 73,867,306	55.06%	\$ 69,173,366	52.66%
Recorder's Court	2,105,796	2,213,996	1,248,877	56.41%	1,269,170	57.36%
Solicitor General	831,691	831,691	371,430	44.66%	355,827	47.46%
Clerk of Recorder's Court	1,810,197	1,810,197	904,625	49.97%	974,912	52.07%
Non-Departmental:						
Reserves - Compensation	3,010,000	3,010,000	-	0.00%	-	0.00%
Reserves - Fuel/Parts	176,000	176,000	-	0.00%	-	0.00%
Non-Departmental Police	1,922,250	1,689,050	327,500	19.39%	1,474,677	21.78%
Total Non-Departmental	5,108,250	4,875,050	327,500	6.72%	1,474,677	16.20%
TOTAL APPROPRIATIONS	\$ 143,985,450	\$ 143,877,542	\$ 76,719,737	53.32%	\$ 73,247,952	50.42%
Projected Fund Balance December 31	\$ 65,142,004	\$ 67,079,334				
Fund Balance as of Report Date			\$ 19,466,448			

YTD FINANCIAL REPORT 2021 | GWINNETT COUNTY

Recreation Fund (105)

The Recreation Fund is used to account for the operations and maintenance of County parks and recreational facilities. Financing is provided by a specific property tax levy and miscellaneous revenues including admissions, concessions, and sport activity fees.

	FY 2021				FY 2020	
	2021 Adopted Budget	Current Annual Budget as of 07/31/2021	Actuals YTD as of 07/31/2021	% Actual to Current Budget	Actuals YTD as of 07/31/2020	% Actual to 07/31/2020 Budget
Fund Balance January 1	\$ 21,086,593	\$ 21,086,593	\$ 21,086,593			
Revenues:						
Taxes	\$ 34,337,521	\$ 34,337,521	\$ 1,658,142	4.83%	\$ 943,382	2.99%
Intergovernmental	405,277	405,277	184,201	45.45%	93,658	46.22%
Charges for Services	3,386,761	3,386,761	1,722,212	50.85%	795,950	15.90%
Investment Income	39,340	39,340	40,343	102.55%	113,003	49.78%
Contributions and Donations	50,900	50,900	-	0.00%	13,020	50.27%
Miscellaneous	1,886,338	1,886,338	1,660,945	88.05%	635,132	23.98%
Other Financing Sources	21,930	21,930	-	0.00%	-	0.00%
Revenues without Use of Fund Balance	40,128,067	40,128,067	5,265,843	13.12%	2,594,145	6.53%
Use of Fund Balance	10,344,759	10,141,607	-	0.00%	-	0.00%
TOTAL REVENUES	\$ 50,472,826	\$ 50,269,674	\$ 5,265,843	10.48%	\$ 2,594,145	5.61%
Appropriations:						
Community Services	\$ 47,555,893	\$ 47,352,741	\$ 22,428,135	47.36%	\$ 20,242,227	45.78%
Support Services	274,516	274,516	92,108	33.55%	78,315	27.68%
Non-Departmental:						
Reserves - Compensation	733,000	733,000	-	0.00%	-	0.00%
Reserves - Fuel/Parts	15,000	15,000	-	0.00%	-	0.00%
Non-Departmental Recreation Fund	1,894,417	1,894,417	1,096,327	57.87%	458,522	32.97%
Total Non-Departmental	2,642,417	2,642,417	1,096,327	41.49%	458,522	26.70%
TOTAL APPROPRIATIONS	\$ 50,472,826	\$ 50,269,674	\$ 23,616,570	46.98%	\$ 20,779,064	44.96%
Projected Fund Balance December 31	\$ 10,741,834	\$ 10,944,986				
Fund Balance as of Report Date			\$ 2,735,866			

YTD FINANCIAL REPORT 2021 | GWINNETT COUNTY

Economic Development Tax Fund (160)

The Economic Development Tax Fund is used to account for the accumulation of resources to provide funds for financial assistance to the Development Authority of Gwinnett County for economic development purposes in accordance with O.C.G.A. § 48-5-220(20).

	FY 2021				FY 2020	
	2021 Adopted Budget	Current Annual Budget as of 07/31/2021	Actuals YTD as of 07/31/2021	% Actual to Current Budget	Actuals YTD as of 07/31/2020	% Actual to 07/31/2020 Budget
Fund Balance January 1	\$ 9,392,803	\$ 9,392,803	\$ 9,392,803			
Revenues:						
Taxes	\$ 9,785,509	\$ 9,785,509	\$ 473,180	4.84%	\$ -	-
Intergovernmental	-	-	52,950	-	-	-
Investment Income	-	-	571	-	-	-
TOTAL REVENUES	<u>\$ 9,785,509</u>	<u>\$ 9,785,509</u>	<u>\$ 526,701</u>	5.38%	<u>\$ -</u>	-
Appropriations:						
Non-Departmental:						
Development Authority Activity	\$ 9,665,386	\$ 9,665,386	\$ 3,535,899	36.58%	\$ -	-
Total Non-Departmental	<u>9,665,386</u>	<u>9,665,386</u>	<u>3,535,899</u>	36.58%	<u>-</u>	-
Appropriations without Contribution to Fund Balance	9,665,386	9,665,386	3,535,899	36.58%	-	-
Contribution to Fund Balance	120,123	120,123	-	0.00%	-	-
TOTAL APPROPRIATIONS	<u>\$ 9,785,509</u>	<u>\$ 9,785,509</u>	<u>\$ 3,535,899</u>	36.13%	<u>\$ -</u>	-
Projected Fund Balance December 31	\$ 9,512,926	\$ 9,512,926				
Fund Balance as of Report Date			\$ 6,383,605			

YTD FINANCIAL REPORT 2021 | GWINNETT COUNTY

Gwinnett Place TAD Fund (165)

The Gwinnett Place TAD Fund is used to account for positive tax increment revenues attributable to the Gwinnett Place Tax Allocation District (TAD). These revenues are used to pay for redevelopment costs that provide substantial public benefit in accordance with the Gwinnett Place Redevelopment Plan. This district includes properties in the Gwinnett Place Community Improvement District which is located in the Gwinnett Place Redevelopment Area at the intersection of I-85 and Pleasant Hill Road in Duluth.

	FY 2021			FY 2020		
	2021 Adopted Budget	Current Annual Budget as of 07/31/2021	Actuals YTD as of 07/31/2021	% Actual to Current Budget	Actuals YTD as of 07/31/2020	% Actual to 07/31/2020 Budget
Fund Balance January 1	\$ 2,419,894	\$ 2,419,894	\$ 2,419,894			
Revenues:						
Taxes	\$ -	\$ -	\$ 70,468	-	\$ 7,318	-
TOTAL REVENUES	\$ -	\$ -	\$ 70,468	-	\$ 7,318	-
Appropriations:						
Planning and Development	\$ -	\$ -	\$ -	-	\$ -	-
TOTAL APPROPRIATIONS	\$ -	\$ -	\$ -	-	\$ -	-
Projected Fund Balance December 31	\$ 2,419,894	\$ 2,419,894				
Fund Balance as of Report Date			\$ 2,490,362			

YTD FINANCIAL REPORT 2021 | GWINNETT COUNTY

Indian Trail TAD Fund (162)

The Indian Trail TAD Fund is used to account for positive tax increment revenues attributable to the Indian Trail Tax Allocation District (TAD). These revenues are used to pay for redevelopment costs that provide substantial public benefit in accordance with the Indian Trail Redevelopment Plan. The Indian Trail TAD is located in the Gateway85 Gwinnett Community Improvement District at the I-85 and Indian Trail-Lilburn Road interchange adjacent to the city of Norcross.

	FY 2021			FY 2020		
	2021 Adopted Budget	Current Annual Budget as of 07/31/2021	Actuals YTD as of 07/31/2021	% Actual to Current Budget	Actuals YTD as of 07/31/2020	% Actual to 07/31/2020 Budget
Fund Balance January 1	\$ 2,973,272	\$ 2,973,272	\$ 2,973,272			
Revenues:						
Taxes	\$ -	\$ -	\$ 173,324	-	\$ 20,115	-
TOTAL REVENUES	\$ -	\$ -	\$ 173,324	-	\$ 20,115	-
Appropriations:						
Planning and Development	\$ -	\$ -	\$ -	-	\$ -	-
TOTAL APPROPRIATIONS	\$ -	\$ -	\$ -	-	\$ -	-
Projected Fund Balance December 31	\$ 2,973,272	\$ 2,973,272				
Fund Balance as of Report Date			\$ 3,146,596			

YTD FINANCIAL REPORT 2021 | GWINNETT COUNTY

Jimmy Carter Boulevard TAD Fund (161)

The Jimmy Carter Boulevard TAD Fund is used to account for positive tax increment revenues attributable to the Jimmy Carter Tax Allocation District (TAD). These revenues are used to pay for redevelopment costs that provide substantial public benefit in accordance with the Jimmy Carter Boulevard Redevelopment Plan. The Jimmy Carter Boulevard TAD is located in the Gateway85 Gwinnett Community Improvement District along the Jimmy Carter Boulevard corridor adjacent to the city of Norcross.

	FY 2021			FY 2020		
	2021 Adopted Budget	Current Annual Budget as of 07/31/2021	Actuals YTD as of 07/31/2021	% Actual to Current Budget	Actuals YTD as of 07/31/2020	% Actual to 07/31/2020 Budget
Fund Balance January 1	\$ 8,737,318	\$ 8,737,318	\$ 8,737,318			
Revenues:						
Taxes	\$ -	\$ -	\$ 1,098,930	-	\$ 13,740	-
Investment Income	-	-	2,113	-	28,481	-
TOTAL REVENUES	\$ -	\$ -	\$ 1,101,043	-	\$ 42,221	-
Appropriations:						
Planning and Development	\$ -	\$ -	\$ -	-	\$ -	-
TOTAL APPROPRIATIONS	\$ -	\$ -	\$ -	-	\$ -	-
Projected Fund Balance December 31	\$ 8,737,318	\$ 8,737,318				
Fund Balance as of Report Date			\$ 9,838,361			

YTD FINANCIAL REPORT 2021 | GWINNETT COUNTY

Lake Lucerne TAD Fund (164)

The Lake Lucerne TAD Fund is used to account for positive tax increment revenues attributable to the Lake Lucerne Tax Allocation District (TAD). These revenues are used to pay for redevelopment costs that provide substantial public benefit in accordance with the Lake Lucerne Redevelopment Plan. The Lake Lucerne TAD is located in the Evermore Community Improvement District at the intersection of Highway 78 (Stone Mountain Highway) and Killian Hill Road.

	FY 2021			FY 2020		
	2021 Adopted Budget	Current Annual Budget as of 07/31/2021	Actuals YTD as of 07/31/2021	% Actual to Current Budget	Actuals YTD as of 07/31/2020	% Actual to 07/31/2020 Budget
Fund Balance January 1	\$ 375,456	\$ 375,456	\$ 375,456			
Revenues:						
Taxes	\$ -	\$ -	\$ 30,211	-	\$ 3,387	-
TOTAL REVENUES	\$ -	\$ -	\$ 30,211	-	\$ 3,387	-
Appropriations:						
Planning and Development	\$ -	\$ -	\$ -	-	\$ -	-
TOTAL APPROPRIATIONS	\$ -	\$ -	\$ -	-	\$ -	-
Projected Fund Balance December 31	\$ 375,456	\$ 375,456				
Fund Balance as of Report Date			\$ 405,667			

YTD FINANCIAL REPORT 2021 | GWINNETT COUNTY

Park Place TAD Fund (163)

The Park Place TAD Fund is used to account for positive tax increment revenues attributable to the Park Place Tax Allocation District (TAD). These revenues are used to pay for redevelopment costs that provide substantial public benefit in accordance with the Park Place Redevelopment Plan. The Park Place TAD is located in the Evermore Community Improvement District at the intersection of Highway 78 (Stone Mountain Highway) and Rockbridge Road.

	FY 2021			FY 2020		
	2021 Adopted Budget	Current Annual Budget as of 07/31/2021	Actuals YTD as of 07/31/2021	% Actual to Current Budget	Actuals YTD as of 07/31/2020	% Actual to 07/31/2020 Budget
Fund Balance January 1	\$ 1,911,928	\$ 1,911,928	\$ 1,911,928			
Revenues:						
Taxes	\$ -	\$ -	\$ 86,681	-	\$ 11,353	-
TOTAL REVENUES	\$ -	\$ -	\$ 86,681	-	\$ 11,353	-
Appropriations:						
Planning and Development	\$ -	\$ -	\$ -	-	\$ -	-
TOTAL APPROPRIATIONS	\$ -	\$ -	\$ -	-	\$ -	-
Projected Fund Balance December 31	\$ 1,911,928	\$ 1,911,928				
Fund Balance as of Report Date			\$ 1,998,609			

YTD FINANCIAL REPORT 2021 | GWINNETT COUNTY

The Exchange at Gwinnett TAD Fund (166)

The Exchange at Gwinnett TAD Fund is used to account for positive tax increment revenues attributable to The Exchange at Gwinnett Tax Allocation District (TAD). These revenues are used to pay for redevelopment costs that abate or eliminate deleterious effects of inadequate infrastructure in accordance with The Exchange at Gwinnett Redevelopment Plan. This district includes properties at the southeast quadrant of the intersection of Interstate 85 and Georgia Highway 20 in the northern portion of the County.

	FY 2021			FY 2020		
	2021 Adopted Budget	Current Annual Budget as of 07/31/2021	Actuals YTD as of 07/31/2021	% Actual to Current Budget	Actuals YTD as of 07/31/2020	% Actual to 07/31/2020 Budget
Fund Balance January 1	\$ 28,121,763	\$ 28,121,763	\$ 28,121,763			
Revenues:						
Taxes	\$ -	\$ -	\$ 121,967	-	\$ -	-
Investment Income	-	-	1,562	-	8,048	-
Other Financing Sources	-	-	-	-	38,485,000	100.00%
Revenues without Use of Fund Balance	-	-	123,529	-	38,493,048	100.02%
Use of Fund Balance	15,867,723	15,867,723	-	0.00%	-	-
TOTAL REVENUES	\$ 15,867,723	\$ 15,867,723	\$ 123,529	0.78%	\$ 38,493,048	100.02%
Appropriations:						
Planning and Development	\$ 15,867,723	\$ 15,867,723	\$ 6,571,550	41.41%	\$ 9,309,388	48.84%
TOTAL APPROPRIATIONS	\$ 15,867,723	\$ 15,867,723	\$ 6,571,550	41.41%	\$ 9,309,388	24.19%
Projected Fund Balance December 31	\$ 12,254,040	\$ 12,254,040				
Fund Balance as of Report Date			\$ 21,673,742			

YTD FINANCIAL REPORT 2021 | GWINNETT COUNTY

The Exchange at Gwinnett TAD Debt Service Fund (966)

The Exchange at Gwinnett TAD Debt Service Fund (966) is used to account for the payment of long-term principal and interest related to redevelopment bonds associated with The Exchange at Gwinnett Tax Allocation District. Debt service payments occur biannually in January and July.

	FY 2021				FY 2020	
	2021 Adopted Budget	Current Annual Budget as of 07/31/2021	Actuals YTD as of 07/31/2021	% Actual to Current Budget	Actuals YTD as of 07/31/2020	% Actual to 07/31/2020 Budget
Fund Balance January 1	\$ 2,082	\$ 2,082	\$ 2,082			
Revenues:						
Investment Income	\$ -	\$ -	\$ 5,298	-	\$ -	-
Other Financing Sources	2,501,526	2,501,526	1,263,397	50.51%	-	0.00%
TOTAL REVENUES	<u>\$ 2,501,526</u>	<u>\$ 2,501,526</u>	<u>\$ 1,268,695</u>	50.72%	<u>\$ -</u>	0.00%
Appropriations:						
Debt Service	\$ 2,501,526	\$ 2,501,526	\$ 1,250,763	50.00%	\$ -	0.00%
TOTAL APPROPRIATIONS	<u>\$ 2,501,526</u>	<u>\$ 2,501,526</u>	<u>\$ 1,250,763</u>	50.00%	<u>\$ -</u>	0.00%
Projected Fund Balance December 31	\$ 2,082	\$ 2,082				
Fund Balance as of Report Date			\$ 20,014			

YTD FINANCIAL REPORT 2021 | GWINNETT COUNTY

Speed Hump Fund (003)

The Speed Hump Fund supports the County's speed hump program. Revenues are generated from properties benefiting from existing speed humps for the purpose of maintenance. Charges for Services are collected as special assessment fees in the fourth quarter with property tax collections.

	FY 2021				FY 2020	
	2021 Adopted Budget	Current Annual Budget as of 07/31/2021	Actuals YTD as of 07/31/2021	% Actual to Current Budget	Actuals YTD as of 07/31/2020	% Actual to 07/31/2020 Budget
Fund Balance January 1	\$ 851,391	\$ 851,391	\$ 851,391			
Revenues:						
Charges for Services	\$ 438,750	\$ 438,750	\$ 2,917	0.66%	\$ 1,525	1.21%
Investment Income	2,810	2,810	237	8.43%	10,515	53.92%
TOTAL REVENUES	\$ 441,560	\$ 441,560	\$ 3,154	0.71%	\$ 12,040	2.76%
Appropriations:						
Transportation	\$ 432,036	\$ 432,036	\$ 95,030	22.00%	\$ 54,438	12.49%
Appropriations without Contribution to Fund Balance	432,036	432,036	95,030	22.00%	54,438	12.49%
Contribution to Fund Balance	9,524	9,524	-	0.00%	-	-
TOTAL APPROPRIATIONS	\$ 441,560	\$ 441,560	\$ 95,030	21.52%	\$ 54,438	12.49%
Projected Fund Balance December 31	\$ 860,915	\$ 860,915				
Fund Balance as of Report Date			\$ 759,515			

YTD FINANCIAL REPORT 2021 | GWINNETT COUNTY

Street Lighting Fund (002)

The Street Lighting Fund supports the County's street light program. Revenues are generated from properties benefiting from existing street lights for the purpose of utility payments. Charges for Services are collected as special assessment fees in the fourth quarter with property tax collections.

	FY 2021				FY 2020	
	2021 Adopted Budget	Current Annual Budget as of 07/31/2021	Actuals YTD as of 07/31/2021	% Actual to Current Budget	Actuals YTD as of 07/31/2020	% Actual to 07/31/2020 Budget
Fund Balance January 1	\$ 1,765,202	\$ 1,765,202	\$ 1,765,202			
Revenues:						
Charges for Services	\$ 8,939,212	\$ 8,947,299	\$ 131,214	1.47%	\$ 56,211	0.67%
Investment Income	562	562	479	85.23%	9,393	72.25%
Miscellaneous	-	-	6	-	51,521	-
TOTAL REVENUES	\$ 8,939,774	\$ 8,947,861	\$ 131,699	1.47%	\$ 117,125	1.40%
Appropriations:						
Transportation	\$ 8,385,664	\$ 8,393,751	\$ 4,244,221	50.56%	\$ 4,103,109	50.57%
Non-Departmental:						
Reserves - Compensation	11,000	11,000	-	0.00%	-	0.00%
Total Non-Departmental	11,000	11,000	-	0.00%	-	0.00%
Appropriations without Contribution to Fund Balance	8,396,664	8,404,751	4,244,221	50.50%	4,103,109	50.57%
Contribution to Fund Balance	543,110	543,110	-	0.00%	-	0.00%
TOTAL APPROPRIATIONS	\$ 8,939,774	\$ 8,947,861	\$ 4,244,221	47.43%	\$ 4,103,109	49.01%
Projected Fund Balance December 31	\$ 2,308,312	\$ 2,308,312				
Fund Balance as of Report Date			\$ (2,347,320)			

YTD FINANCIAL REPORT 2021 | GWINNETT COUNTY

Authority Imaging Fund (020)

The Authority Imaging Fund accounts for revenues received from fees collected by the Clerk of Superior Court Authority for document printing. These monies must be used for the development, implementation, and maintenance of a state-wide automated information system.

	FY 2021				FY 2020	
	2021 Adopted Budget	Current Annual Budget as of 07/31/2021	Actuals YTD as of 07/31/2021	% Actual to Current Budget	Actuals YTD as of 07/31/2020	% Actual to 07/31/2020 Budget
Fund Balance January 1	\$ 2,764,460	\$ 2,764,460	\$ 2,764,460			
Revenues:						
Charges for Services	\$ 705,121	\$ 705,121	\$ 745,107	105.67%	\$ 417,562	65.51%
Investment Income	2,721	2,721	1,342	49.32%	1,072	43.05%
TOTAL REVENUES	<u>\$ 707,842</u>	<u>\$ 707,842</u>	<u>\$ 746,449</u>	105.45%	<u>\$ 418,634</u>	65.42%
Appropriations:						
Contribution to Fund Balance	\$ 707,842	\$ 707,842	\$ -	0.00%	\$ -	0.00%
TOTAL APPROPRIATIONS	<u>\$ 707,842</u>	<u>\$ 707,842</u>	<u>\$ -</u>	0.00%	<u>\$ -</u>	0.00%
Projected Fund Balance December 31	\$ 3,472,302	\$ 3,472,302				
Fund Balance as of Report Date			\$ 3,510,909			

YTD FINANCIAL REPORT 2021 | GWINNETT COUNTY

Corrections Inmate Welfare Fund (085)

The Corrections Inmate Welfare Fund accounts for proceeds received from commissary sales to provide recreational materials for the benefit of the inmates at the Corrections Facility.

	FY 2021				FY 2020	
	2021 Adopted Budget	Current Annual Budget as of 07/31/2021	Actuals YTD as of 07/31/2021	% Actual to Current Budget	Actuals YTD as of 07/31/2020	% Actual to 07/31/2020 Budget
Fund Balance January 1	\$ 609,026	\$ 609,026	\$ 609,026			
Revenues:						
Charges for Services	\$ 124,000	\$ 124,000	\$ 60,296	48.63%	\$ 76,904	64.90%
Miscellaneous	8,500	8,500	3,284	38.64%	4,989	42.64%
Revenues without Use of Fund Balance	132,500	132,500	63,580	47.98%	81,893	62.90%
Use of Fund Balance	59,922	59,922	-	0.00%	-	-
TOTAL REVENUES	\$ 192,422	\$ 192,422	\$ 63,580	33.04%	\$ 81,893	62.90%
Appropriations:						
Corrections	\$ 192,422	\$ 192,422	\$ 101,903	52.96%	\$ 33,755	45.77%
TOTAL APPROPRIATIONS	\$ 192,422	\$ 192,422	\$ 101,903	52.96%	\$ 33,755	25.93%
Projected Fund Balance December 31	\$ 549,104	\$ 549,104				
Fund Balance as of Report Date			\$ 570,703			

YTD FINANCIAL REPORT 2021 | GWINNETT COUNTY

Crime Victims Assistance Fund (075)

The Crime Victims Assistance Fund accounts for revenues received from a five percent (5%) charge collected on fines within the Recorders, Juvenile, State, Superior, and Magistrate Courts of Gwinnett County. Revenues are also received from five percent (5%) of fines from municipalities within Gwinnett County. These funds must be used to provide assistance to crime victims. Revenue is split between the Solicitor's and District Attorney's offices.

The Revenue collected is distributed as follows:

- Superior Court Fines - 100% District Attorney
- State Court Fines - 100% Solicitor
- Municipal Recorder's Court - Total less subsidies, if any, with the remainder 50% Solicitor and 50% District Attorney
- Magistrate Court, Recorder's Court, and Juvenile Court - 50% Solicitor and 50% District Attorney
- Interest Earned Dividends - 50% Solicitor and 50% District Attorney

	FY 2021				FY 2020	
	2021 Adopted Budget	Current Annual Budget as of 07/31/2021	Actuals YTD as of 07/31/2021	% Actual to Current Budget	Actuals YTD as of 07/31/2020	% Actual to 07/31/2020 Budget
Fund Balance January 1	\$ 554,734	\$ 554,734	\$ 554,734			
Revenues:						
Fines and Forfeitures	\$ 667,222	\$ 667,222	\$ 318,463	47.73%	\$ 261,554	35.64%
Investment Income	-	-	23	-	1,833	73.32%
Revenues without Use of Fund Balance	667,222	667,222	318,486	47.73%	263,387	35.76%
Use of Fund Balance	213,176	213,176	-	0.00%	-	0.00%
TOTAL REVENUES	\$ 880,398	\$ 880,398	\$ 318,486	36.18%	\$ 263,387	28.08%
Appropriations:						
District Attorney	\$ 450,261	\$ 450,261	\$ 235,009	52.19%	\$ 194,660	52.88%
Solicitor General	420,137	420,137	235,151	55.97%	260,182	46.44%
Non-Departmental:						
Reserves - Compensation	10,000	10,000	-	0.00%	-	0.00%
Total Non-Departmental	10,000	10,000	-	0.00%	-	0.00%
TOTAL APPROPRIATIONS	\$ 880,398	\$ 880,398	\$ 470,160	53.40%	\$ 454,842	48.50%
Projected Fund Balance December 31	\$ 341,558	\$ 341,558				
Fund Balance as of Report Date			\$ 403,060			

YTD FINANCIAL REPORT 2021 | GWINNETT COUNTY

DA Federal Justice Asset Sharing Fund (080)

The District Attorney Federal Justice Asset Sharing Fund accounts for revenues received from an equitable sharing agreement between the Department of Justice and the Gwinnett County District Attorney for proceeds from confiscations. The law states that any money or property confiscated in this manner shall be used for restricted purposes, and all expenditures are validated against federal and state guidelines.

	FY 2021			% Actual to Current Budget	FY 2020	
	2021 Adopted Budget	Current Annual Budget as of 07/31/2021	Actuals YTD as of 07/31/2021		Actuals YTD as of 07/31/2020	% Actual to 07/31/2020 Budget
Fund Balance January 1	\$ 314,139	\$ 314,139	\$ 314,139			
Revenues:						
Fines and Forfeitures	\$ -	\$ -	\$ -	-	\$ 3,148	100.00%
Revenues without Use of Fund Balance	-	-	-	-	3,148	100.00%
Use of Fund Balance	175,000	175,000	-	0.00%	-	0.00%
TOTAL REVENUES	<u>\$ 175,000</u>	<u>\$ 175,000</u>	<u>\$ -</u>	0.00%	<u>\$ 3,148</u>	1.77%
Appropriations:						
District Attorney	\$ 175,000	\$ 175,000	\$ 52,659	30.09%	\$ 32,640	18.32%
TOTAL APPROPRIATIONS	<u>\$ 175,000</u>	<u>\$ 175,000</u>	<u>\$ 52,659</u>	30.09%	<u>\$ 32,640</u>	18.32%
Projected Fund Balance December 31	\$ 139,139	\$ 139,139				
Fund Balance as of Report Date			\$ 261,480			

YTD FINANCIAL REPORT 2021 | GWINNETT COUNTY

DA Federal Treasury Asset Sharing Fund (082)

The District Attorney Federal Treasury Asset Sharing Fund (082) accounts for revenues received from an equitable sharing agreement between the Department of Treasury and the Gwinnett County District Attorney for proceeds from confiscations. The law states that any money or property confiscated in this manner shall be used for restricted purposes, and all expenditures are validated against federal and state guidelines.

	FY 2021			FY 2020		
	2021 Adopted Budget	Current Annual Budget as of 07/31/2021	Actuals YTD as of 07/31/2021	% Actual to Current Budget	Actuals YTD as of 07/31/2020	% Actual to 07/31/2020 Budget
Fund Balance January 1	\$ 52,972	\$ 52,972	\$ 52,972			
Revenues:						
Fines and Forfeitures	\$ -	\$ -	\$ -	-	\$ 6,521	100.00%
TOTAL REVENUES	\$ -	\$ -	\$ -	-	\$ 6,521	100.00%
Appropriations:						
District Attorney	\$ -	\$ -	\$ -	-	\$ -	0.00%
TOTAL APPROPRIATIONS	\$ -	\$ -	\$ -	-	\$ -	0.00%
Projected Fund Balance December 31	\$ 52,972	\$ 52,972				
Fund Balance as of Report Date			\$ 52,972			

YTD FINANCIAL REPORT 2021 | GWINNETT COUNTY

E-911 Fund (095)

The E-911 Fund accounts for operations of the E-911 Communications Center. Revenues are primarily received from monthly subscriber fees remitted by wired and wireless telecommunication providers. Expenditures must comply with O.C.G.A., Title 46, Chapter 5, Article 2, Part 4.

	FY 2021				FY 2020	
	2021 Adopted Budget	Current Annual Budget as of 07/31/2021	Actuals YTD as of 07/31/2021	% Actual to Current Budget	Actuals YTD as of 07/31/2020	% Actual to 07/31/2020 Budget
Fund Balance January 1	\$ 31,804,733	\$ 31,804,733	\$ 31,804,733			
Revenues:						
Charges for Services	\$ 19,500,000	\$ 19,500,000	\$ 9,245,251	47.41%	\$ 9,090,255	50.18%
Investment Income	73,060	73,060	108,822	148.95%	229,798	55.37%
Miscellaneous	-	-	-	-	2,447	-
Revenues without Use of Fund Balance	19,573,060	19,573,060	9,354,073	47.79%	9,322,500	50.31%
Use of Fund Balance	7,564,306	7,711,873	-	0.00%	-	0.00%
TOTAL REVENUES	\$ 27,137,366	\$ 27,284,933	\$ 9,354,073	34.28%	\$ 9,322,500	34.42%
Appropriations:						
Police Services	\$ 21,881,143	\$ 21,881,143	\$ 9,971,217	45.57%	\$ 10,412,300	46.29%
Non-Departmental:						
Reserves - Compensation	432,000	432,000	-	0.00%	-	0.00%
Other Governmental Agencies	4,274,223	4,421,790	4,421,789	100.00%	4,410,662	99.13%
Non-Departmental E-911	550,000	550,000	-	0.00%	-	0.00%
Total Non-Departmental	5,256,223	5,403,790	4,421,789	81.83%	4,410,662	96.05%
TOTAL APPROPRIATIONS	\$ 27,137,366	\$ 27,284,933	\$ 14,393,006	52.75%	\$ 14,822,962	54.73%
Projected Fund Balance December 31	\$ 24,240,427	\$ 24,092,860				
Fund Balance as of Report Date			\$ 26,765,800			

YTD FINANCIAL REPORT 2021 | GWINNETT COUNTY

Juvenile Court Supervision Fund (030)

The Juvenile Court Supervision Fund accounts for revenues collected as supervision fees from those who are placed under the courts' formal or informal supervision in order for the court to use those collections toward expenses for specific ancillary services.

	FY 2021				FY 2020	
	2021 Adopted Budget	Current Annual Budget as of 07/31/2021	Actuals YTD as of 07/31/2021	% Actual to Current Budget	Actuals YTD as of 07/31/2020	% Actual to 07/31/2020 Budget
Fund Balance January 1	\$ 222,549	\$ 222,549	\$ 222,549			
Revenues:						
Charges for Services	\$ 54,466	\$ 54,466	\$ 26,405	48.48%	\$ 31,005	55.48%
TOTAL REVENUES	<u>\$ 54,466</u>	<u>\$ 54,466</u>	<u>\$ 26,405</u>	48.48%	<u>\$ 31,005</u>	55.48%
Appropriations:						
Juvenile Court	\$ 39,905	\$ 39,905	\$ 20,832	52.20%	\$ 10,142	25.71%
Appropriations without Contribution to Fund Balance	39,905	39,905	20,832	52.20%	10,142	25.71%
Contribution to Fund Balance	14,561	14,561	-	0.00%	-	0.00%
TOTAL APPROPRIATIONS	<u>\$ 54,466</u>	<u>\$ 54,466</u>	<u>\$ 20,832</u>	38.25%	<u>\$ 10,142</u>	18.15%
Projected Fund Balance December 31	\$ 237,110	\$ 237,110				
Fund Balance as of Report Date			\$ 228,122			

YTD FINANCIAL REPORT 2021 | GWINNETT COUNTY

Police Special Justice Fund (070)

The Police Special Justice Fund accounts for revenues resulting from the U.S. Department of Justice confiscation of money or the sale of property from illegal drug and narcotics activities. The law states that any money or property confiscated in this manner shall be used for restricted purposes, and all expenditures are validated against federal guidelines.

	FY 2021			% Actual to Current Budget	FY 2020	
	2021 Adopted Budget	Current Annual Budget as of 07/31/2021	Actuals YTD as of 07/31/2021		Actuals YTD as of 07/31/2020	% Actual to 07/31/2020 Budget
Fund Balance January 1	\$ 1,038,664	\$ 1,038,664	\$ 1,038,664			
Revenues:						
Fines and Forfeitures	\$ -	\$ 126,528	\$ 126,528	100.00%	\$ 182,010	100.00%
Revenues without Use of Fund Balance	-	126,528	126,528	100.00%	182,010	100.00%
Use of Fund Balance	234,110	107,582	-	0.00%	-	-
TOTAL REVENUES	<u>\$ 234,110</u>	<u>\$ 234,110</u>	<u>\$ 126,528</u>	54.05%	<u>\$ 182,010</u>	100.00%
Appropriations:						
Police Services	\$ 234,110	\$ 234,110	\$ 167,374	71.49%	\$ 25,625	23.09%
TOTAL APPROPRIATIONS	<u>\$ 234,110</u>	<u>\$ 234,110</u>	<u>\$ 167,374</u>	71.49%	<u>\$ 25,625</u>	14.08%
Projected Fund Balance December 31	\$ 804,554	\$ 931,082				
Fund Balance as of Report Date			\$ 997,818			

YTD FINANCIAL REPORT 2021 | GWINNETT COUNTY

Police Special State Fund (072)

The Police Special State Fund accounts for revenues resulting from the State of Georgia's confiscation of money or the sale of property from illegal drug and narcotics activities. The law states that any money or property confiscated in this manner shall be used for restricted purposes, and all expenditures are validated against state guidelines.

	FY 2021			% Actual to Current Budget	FY 2020	
	2021 Adopted Budget	Current Annual Budget as of 07/31/2021	Actuals YTD as of 07/31/2021		Actuals YTD as of 07/31/2020	% Actual to 07/31/2020 Budget
Fund Balance January 1	\$ 1,292,625	\$ 1,292,625	\$ 1,292,625			
Revenues:						
Fines and Forfeitures	\$ -	\$ 20,956	\$ 20,956	100.00%	\$ 227,695	100.00%
Revenues without Use of Fund Balance	-	20,956	20,956	100.00%	227,695	100.00%
Use of Fund Balance	124,900	311,438	-	0.00%	-	0.00%
TOTAL REVENUES	\$ 124,900	\$ 332,394	\$ 20,956	6.30%	\$ 227,695	23.93%
Appropriations:						
Police Services	\$ 124,900	\$ 332,394	\$ 1,099	0.33%	\$ 349,477	36.74%
TOTAL APPROPRIATIONS	\$ 124,900	\$ 332,394	\$ 1,099	0.33%	\$ 349,477	36.74%
Projected Fund Balance December 31	\$ 1,167,725	\$ 981,187				
Fund Balance as of Report Date			\$ 1,312,482			

YTD FINANCIAL REPORT 2021 | GWINNETT COUNTY

Sheriff Inmate Fund (090)

The Sheriff Inmate Fund accounts for proceeds received from commissary sales to provide materials and services for the benefit of the inmates at the Detention Center.

	FY 2021				FY 2020	
	2021 Adopted Budget	Current Annual Budget as of 07/31/2021	Actuals YTD as of 07/31/2021	% Actual to Current Budget	Actuals YTD as of 07/31/2020	% Actual to 07/31/2020 Budget
Fund Balance January 1	\$ 4,279,922	\$ 4,279,922	\$ 4,279,922			
Revenues:						
Charges for Services	\$ 781,737	\$ 781,737	\$ 67,579	8.64%	\$ 449,977	62.90%
Investment Income	-	-	16,619	-	29,494	-
TOTAL REVENUES	<u>\$ 781,737</u>	<u>\$ 781,737</u>	<u>\$ 84,198</u>	10.77%	<u>\$ 479,471</u>	67.03%
Appropriations:						
Sheriff	\$ 718,973	\$ 718,973	\$ 311,566	43.33%	\$ 181,373	27.80%
Appropriations without Contribution to Fund Balance	718,973	718,973	311,566	43.33%	181,373	27.80%
Contribution to Fund Balance	62,764	62,764	-	0.00%	-	0.00%
TOTAL APPROPRIATIONS	<u>\$ 781,737</u>	<u>\$ 781,737</u>	<u>\$ 311,566</u>	39.86%	<u>\$ 181,373</u>	25.36%
Projected Fund Balance December 31	\$ 4,342,686	\$ 4,342,686				
Fund Balance as of Report Date			\$ 4,052,554			

YTD FINANCIAL REPORT 2021 | GWINNETT COUNTY

Sheriff Special Justice Fund (065)

The Sheriff Special Justice Fund accounts for revenues resulting from the U.S. Department of Justice confiscation of money or the sale of property from illegal drug and narcotics activities. The law states that any money or property confiscated in this manner shall be used for restricted purposes, and all expenditures are validated against federal guidelines.

	FY 2021			% Actual to Current Budget	FY 2020	
	2021 Adopted Budget	Current Annual Budget as of 07/31/2021	Actuals YTD as of 07/31/2021		Actuals YTD as of 07/31/2020	% Actual to 07/31/2020 Budget
Fund Balance January 1	\$ 369,318	\$ 369,318	\$ 369,318			
Revenues:						
Fines and Forfeitures	\$ -	\$ 181,280	\$ 181,280	100.00%	\$ 102,941	100.00%
Revenues without Use of Fund Balance	-	181,280	181,280	100.00%	102,941	100.00%
Use of Fund Balance	200,000	200,000	-	0.00%	-	0.00%
TOTAL REVENUES	\$ 200,000	\$ 381,280	\$ 181,280	47.55%	\$ 102,941	33.98%
Appropriations:						
Sheriff	\$ 200,000	\$ 381,280	\$ 82,368	21.60%	\$ 218,643	72.17%
TOTAL APPROPRIATIONS	\$ 200,000	\$ 381,280	\$ 82,368	21.60%	\$ 218,643	72.17%
Projected Fund Balance December 31	\$ 169,318	\$ 169,318				
Fund Balance as of Report Date			\$ 468,230			

YTD FINANCIAL REPORT 2021 | GWINNETT COUNTY

Sheriff Special Treasury Fund (066)

The Sheriff Special Treasury Fund accounts for revenues resulting from the U.S. Department of Treasury confiscation of money or the sale of property from illegal drug and narcotics activities. The law states that any money or property confiscated in this manner shall be used for restricted purposes, and all expenditures are validated against federal guidelines.

	FY 2021				FY 2020	
	2021 Adopted Budget	Current Annual Budget as of 07/31/2021	Actuals YTD as of 07/31/2021	% Actual to Current Budget	Actuals YTD as of 07/31/2020	% Actual to 07/31/2020 Budget
Fund Balance January 1	\$ 307,626	\$ 307,626	\$ 307,626			
Revenues:						
Fines and Forfeitures	\$ -	\$ -	\$ -	-	\$ 97,516	100.00%
Revenues without Use of Fund Balance	-	-	-	-	97,516	100.00%
Use of Fund Balance	100,000	100,000	-	0.00%	-	0.00%
TOTAL REVENUES	<u>\$ 100,000</u>	<u>\$ 100,000</u>	<u>\$ -</u>	0.00%	<u>\$ 97,516</u>	32.78%
Appropriations:						
Sheriff	\$ 100,000	\$ 100,000	\$ 15,995	16.00%	\$ 52,287	17.57%
TOTAL APPROPRIATIONS	<u>\$ 100,000</u>	<u>\$ 100,000</u>	<u>\$ 15,995</u>	16.00%	<u>\$ 52,287</u>	17.57%
Projected Fund Balance December 31	\$ 207,626	\$ 207,626				
Fund Balance as of Report Date			\$ 291,631			

YTD FINANCIAL REPORT 2021 | GWINNETT COUNTY

Sheriff Special State Fund (067)

The Sheriff Special State Fund accounts for revenues resulting from the State of Georgia's confiscation of money or the sale of property from illegal drug and narcotics activities. The law states that any money or property confiscated in this manner shall be used for restricted purposes, and all expenditures are validated against federal guidelines.

	FY 2021			% Actual to Current Budget	FY 2020	
	2021 Adopted Budget	Current Annual Budget as of 07/31/2021	Actuals YTD as of 07/31/2021		Actuals YTD as of 07/31/2020	% Actual to 07/31/2020 Budget
Fund Balance January 1	\$ 327,353	\$ 327,353	\$ 327,353			
Revenues:						
Investment Income	\$ -	\$ -	\$ 193	-	\$ 173	-
Revenues without Use of Fund Balance	-	-	193	-	173	-
Use of Fund Balance	100,000	100,000	-	0.00%	-	0.00%
TOTAL REVENUES	\$ 100,000	\$ 100,000	\$ 193	0.19%	\$ 173	0.09%
Appropriations:						
Sheriff	\$ 100,000	\$ 100,000	\$ 10,000	10.00%	\$ -	0.00%
TOTAL APPROPRIATIONS	\$ 100,000	\$ 100,000	\$ 10,000	10.00%	\$ -	0.00%
Projected Fund Balance December 31	\$ 227,353	\$ 227,353				
Fund Balance as of Report Date			\$ 317,546			

YTD FINANCIAL REPORT 2021 | GWINNETT COUNTY

Stadium Fund (055)

The Stadium Fund accumulates stadium-related revenues in order to pay debt service on the Stadium construction bonds and insurance expenditures. Motor vehicle rental excise taxes are received one month in arrears. Intergovernmental revenue is realized in the form of a one-time annual payment from the Gwinnett Convention and Visitors Bureau in January. Charges for Services revenues from ticket sales, parking, rental fees, and naming rights are received in April, June, and October. Debt service payments occur biannually in January and July.

	FY 2021				FY 2020	
	2021 Adopted Budget	Current Annual Budget as of 07/31/2021	Actuals YTD as of 07/31/2021	% Actual to Current Budget	Actuals YTD as of 07/31/2020	% Actual to 07/31/2020 Budget
Fund Balance January 1	\$ 2,322,298	\$ 2,322,298	\$ 2,322,298			
Revenues:						
Taxes	\$ 827,600	\$ 827,600	\$ 328,580	39.70%	\$ 363,949	41.34%
Intergovernmental	400,000	400,000	400,000	100.00%	400,000	100.00%
Charges for Services	1,138,385	1,138,385	488,899	42.95%	488,899	43.76%
Investment Income	-	-	318	-	6,124	-
TOTAL REVENUES	<u>\$ 2,365,985</u>	<u>\$ 2,365,985</u>	<u>\$ 1,217,797</u>	51.47%	<u>\$ 1,258,972</u>	52.51%
Appropriations:						
Stadium Operations	\$ 2,146,746	\$ 2,146,746	\$ 2,096,794	97.67%	\$ 2,084,952	97.99%
Appropriations without Contribution to Fund Balance	2,146,746	2,146,746	2,096,794	97.67%	2,084,952	97.99%
Contribution to Fund Balance	219,239	219,239	-	0.00%	-	0.00%
TOTAL APPROPRIATIONS	<u>\$ 2,365,985</u>	<u>\$ 2,365,985</u>	<u>\$ 2,096,794</u>	88.62%	<u>\$ 2,084,952</u>	86.96%
Projected Fund Balance December 31	\$ 2,541,537	\$ 2,541,537				
Fund Balance as of Report Date			\$ 1,443,301			

YTD FINANCIAL REPORT 2021 | GWINNETT COUNTY

Tree Bank Fund (040)

This fund accounts for activities related to the Gwinnett County Buffer, Landscape and Tree Ordinance. During the permitting process, the developer has the option to pay money when the required tree density units cannot be met on site. The monies collected must be used by the Department of Planning and Development, Community Services and/or Support Services for the planting of trees at parks, greenways, fire stations, and libraries within the same commission district in which the development is located or within five miles of such district. Alternate planning locations may be approved by the Director of the Department of Planning and Development. Expenditures for this fund occur as projects are identified and approved.

	FY 2021				FY 2020	
	2021 Adopted Budget	Current Annual Budget as of 07/31/2021	Actuals YTD as of 07/31/2021	% Actual to Current Budget	Actuals YTD as of 07/31/2020	% Actual to 07/31/2020 Budget
Fund Balance January 1	\$ 383,609	\$ 383,609	\$ 383,609			
Revenues:						
Licenses and Permits	\$ 15,000	\$ 15,000	\$ 91,408	609.39%	\$ 26,848	178.99%
Investment Income	-	-	77	-	-	-
Revenues without Use of Fund Balance	15,000	15,000	91,485	609.90%	26,848	178.99%
Use of Fund Balance	15,000	15,000	-	0.00%	-	0.00%
TOTAL REVENUES	\$ 30,000	\$ 30,000	\$ 91,485	304.95%	\$ 26,848	134.24%
Appropriations:						
Planning and Development	\$ 30,000	\$ 30,000	-	0.00%	-	0.00%
TOTAL APPROPRIATIONS	\$ 30,000	\$ 30,000	\$ -	0.00%	\$ -	0.00%
Projected Fund Balance December 31	\$ 368,609	\$ 368,609				
Fund Balance as of Report Date			\$ 475,094			

YTD FINANCIAL REPORT 2021 | GWINNETT COUNTY

Tourism Fund (050)

The Tourism Fund accounts for the collection and disbursement of hotel/motel tax revenue in accordance with state law which includes debt service payments for the Gas South District and parking facility. Hotel/motel taxes are received one month in arrears. Other expenses associated with this fund are quarterly payments to the Gwinnett Convention and Visitors Bureau per a management agreement. Debt service payments occur biannually in March and September.

	FY 2021				FY 2020	
	2021 Adopted Budget	Current Annual Budget as of 07/31/2021	Actuals YTD as of 07/31/2021	% Actual to Current Budget	Actuals YTD as of 07/31/2020	% Actual to 07/31/2020 Budget
Fund Balance January 1	\$ 34,171,974	\$ 34,171,974	\$ 34,171,974			
Revenues:						
Taxes	\$ 9,554,180	\$ 9,554,180	\$ 4,479,842	46.89%	\$ 3,332,203	28.22%
Charges for Services	150	150	509	339.33%	-	0.00%
Investment Income	-	-	32,163	-	22,466	-
Revenues without Use of Fund Balance	9,554,330	9,554,330	4,512,514	47.23%	3,354,669	28.41%
Use of Fund Balance	5,162,690	5,162,690	-	0.00%	-	0.00%
TOTAL REVENUES	\$ 14,717,020	\$ 14,717,020	\$ 4,512,514	30.66%	\$ 3,354,669	26.20%
Appropriations:						
Facility Debt	\$ 11,297,115	\$ 11,297,115	\$ 2,681,664	23.74%	\$ 2,871,221	32.97%
Tourism	3,419,905	3,419,905	2,578,553	75.40%	3,086,017	75.33%
TOTAL APPROPRIATIONS	\$ 14,717,020	\$ 14,717,020	\$ 5,260,217	35.74%	\$ 5,957,238	46.53%
Projected Fund Balance December 31	\$ 29,009,284	\$ 29,009,284				
Fund Balance as of Report Date			\$ 33,424,271			

YTD FINANCIAL REPORT 2021 | GWINNETT COUNTY

Airport Operating Fund (520)

The Airport Operating Fund accounts for the operation and maintenance of the County airport, Briscoe Field.

	FY 2021				FY 2020	
	2021 Adopted Budget	Current Annual Budget as of 07/31/2021	Actuals YTD as of 07/31/2021	% Actual to Current Budget	Actuals YTD as of 07/31/2020	% Actual to 07/31/2020 Budget
Net Position January 1	\$ 670,470	\$ 670,470	\$ 670,470			
Revenues:						
Charges for Services	\$ 167,000	\$ 167,000	\$ 104,931	62.83%	\$ 91,789	57.37%
Investment Income	-	-	53	-	1,078	-
Miscellaneous	1,190,000	1,224,797	532,056	43.44%	457,819	39.66%
Other Financing Sources	810,000	810,000	472,500	58.33%	23,333	58.33%
Revenues without Use of Net Position	2,167,000	2,201,797	1,109,540	50.39%	574,019	42.38%
Use of Net Position	290,598	255,801	-	0.00%	-	0.00%
TOTAL REVENUES	\$ 2,457,598	\$ 2,457,598	\$ 1,109,540	45.15%	\$ 574,019	38.16%
Appropriations:						
Transportation*	\$ 2,446,598	\$ 2,446,598	\$ 1,012,985	41.40%	\$ 627,399	41.92%
Non-Departmental:						
Reserves - Compensation	10,000	10,000	-	0.00%	-	0.00%
Reserves - Fuel/Parts	1,000	1,000	-	0.00%	-	0.00%
Total Non-Departmental	11,000	11,000	-	0.00%	-	0.00%
TOTAL APPROPRIATIONS	\$ 2,457,598	\$ 2,457,598	\$ 1,012,985	41.22%	\$ 627,399	41.70%
Projected Net Position December 31	\$ 379,872	\$ 414,669				
Net Position as of Report Date			\$ 767,025			

* Includes amounts transferred to the renewal and extension fund for capital improvement purposes.

YTD FINANCIAL REPORT 2021 | GWINNETT COUNTY

Economic Development Operating Fund (530)

The Economic Development Operating Fund supports debt service and operations related to economic development. Debt service payments occur biannually in March and September.

	FY 2021				FY 2020	
	2021 Adopted Budget	Current Annual Budget as of 07/31/2021	Actuals YTD as of 07/31/2021	% Actual to Current Budget	Actuals YTD as of 07/31/2020	% Actual to 07/31/2020 Budget
Net Position January 1	\$ 2,232,488	\$ 2,232,488	\$ 2,232,488			
Revenues:						
Investment Income	\$ -	\$ -	\$ 138	-	\$ 7,591	-
Miscellaneous	5,176,600	5,176,600	2,350,750	45.41%	751,128	18.97%
Revenues without Use of Net Position	5,176,600	5,176,600	2,350,888	45.41%	758,719	19.17%
Use of Net Position	436,097	1,240,810	-	0.00%	-	0.00%
TOTAL REVENUES	\$ 5,612,697	\$ 6,417,410	\$ 2,350,888	36.63%	\$ 758,719	13.98%
Appropriations:						
Non-Departmental:						
Economic Development Activity	\$ 5,612,697	\$ 6,417,410	\$ 2,023,042	31.52%	\$ 1,535,907	28.30%
Total Non-Departmental	5,612,697	6,417,410	2,023,042	31.52%	1,535,907	28.30%
TOTAL APPROPRIATIONS	\$ 5,612,697	\$ 6,417,410	\$ 2,023,042	31.52%	\$ 1,535,907	28.30%
Projected Net Position December 31	\$ 1,796,391	\$ 991,678				
Net Position as of Report Date			\$ 2,560,334			

YTD FINANCIAL REPORT 2021 | GWINNETT COUNTY

Local Transit Operating Fund (515)

The Local Transit Operating Fund accounts for the operation and maintenance of the Transit System. Revenues are received from fares and a contribution from the General Fund.

	FY 2021				FY 2020	
	2021 Adopted Budget	Current Annual Budget as of 07/31/2021	Actuals YTD as of 07/31/2021	% Actual to Current Budget	Actuals YTD as of 07/31/2020	% Actual to 07/31/2020 Budget
Net Position January 1	\$ 11,286,369	\$ 11,286,369	\$ 11,286,369			
Revenues:						
Charges for Services	\$ 3,294,045	\$ 3,294,045	\$ 711,269	21.59%	\$ 1,035,742	26.17%
Investment Income	36,530	36,530	39,820	109.01%	60,406	31.79%
Miscellaneous	5,000	5,000	26,064	521.28%	4,216	21.08%
Other Financing Sources	3,500,000	3,500,000	2,041,667	58.33%	6,921,250	58.33%
Revenues without Use of Net Position	6,835,575	6,835,575	2,818,820	41.24%	8,021,614	50.03%
Use of Net Position	5,170,015	5,560,240	-	0.00%	-	0.00%
TOTAL REVENUES	\$ 12,005,590	\$ 12,395,815	\$ 2,818,820	22.74%	\$ 8,021,614	47.68%
Appropriations:						
Transportation*	\$ 12,005,590	\$ 12,395,815	\$ 2,876,140	23.20%	\$ 6,750,745	40.15%
TOTAL APPROPRIATIONS	\$ 12,005,590	\$ 12,395,815	\$ 2,876,140	23.20%	\$ 6,750,745	40.13%
Projected Net Position December 31	\$ 6,116,354	\$ 5,726,129				
Net Position as of Report Date			\$ 11,229,049			

* Includes amounts transferred to the renewal and extension fund for capital improvement purposes.

YTD FINANCIAL REPORT 2021 | GWINNETT COUNTY

Solid Waste Operating Fund (595)

The Solid Waste Operating Fund accounts for the operations as provided in the Solid Waste Collection and Disposal Services Ordinance. Tax revenues are received quarterly from non-exclusive franchise fees paid by commercial waste haulers. Residential service fees are paid by homeowners in unincorporated Gwinnett County and reported as Charges for Services. Payments to haulers lag one month.

	FY 2021				FY 2020	
	2021 Adopted Budget	Current Annual Budget as of 07/31/2021	Actuals YTD as of 07/31/2021	% Actual to Current Budget	Actuals YTD as of 07/31/2020	% Actual to 07/31/2020 Budget
Net Position January 1	\$ 28,685,027	\$ 28,685,027	\$ 28,685,027			
Revenues:						
Taxes	\$ 950,000	\$ 950,000	\$ 493,945	51.99%	\$ 462,598	59.69%
Charges for Services	44,407,398	44,407,398	25,228,682	56.81%	24,499,440	58.85%
Investment Income	154,550	154,550	169,625	109.75%	525,104	61.78%
Contributions and Donations	-	100,000	-	0.00%	-	-
Miscellaneous	100	100	-	0.00%	-	0.00%
TOTAL REVENUES	<u>\$ 45,512,048</u>	<u>\$ 45,612,048</u>	<u>\$ 25,892,252</u>	56.77%	<u>\$ 25,487,142</u>	58.93%
Appropriations:						
Support Services	\$ 45,448,143	\$ 45,548,143	\$ 21,493,929	47.19%	\$ 21,181,086	49.56%
Non-Departmental:						
Reserves - Compensation	10,000	10,000	-	0.00%	-	0.00%
Total Non-Departmental	<u>10,000</u>	<u>10,000</u>	<u>-</u>	0.00%	<u>-</u>	0.00%
Appropriations without Working Capital Reserve	45,458,143	45,558,143	21,493,929	47.18%	21,181,086	49.54%
Working Capital Reserve	53,905	53,905	-	0.00%	-	0.00%
TOTAL APPROPRIATIONS	<u>\$ 45,512,048</u>	<u>\$ 45,612,048</u>	<u>\$ 21,493,929</u>	47.12%	<u>\$ 21,181,086</u>	48.97%
Projected Net Position December 31	\$ 28,738,932	\$ 28,738,932				
Net Position as of Report Date			\$ 33,083,350			

Payments to Haulers is included in the Support Services expense line item.

YTD FINANCIAL REPORT 2021 | GWINNETT COUNTY

Stormwater Operating Fund (590)

This fund supports the operation, maintenance, and capital improvement of the County's stormwater system. Charges for services are calculated based on the impervious surface of a parcel of land and are collected in the fourth quarter with property tax collections.

	FY 2021				FY 2020	
	2021 Adopted Budget	Current Annual Budget as of 07/31/2021	Actuals YTD as of 07/31/2021	% Actual to Current Budget	Actuals YTD as of 07/31/2020	% Actual to 07/31/2020 Budget
Net Position January 1	\$ 11,846,255	\$ 11,846,255	\$ 11,846,255			
Revenues:						
Charges for Services	\$ 30,789,231	\$ 30,789,231	\$ 575,400	1.87%	\$ 319,065	1.06%
Investment Income	28,100	28,100	3,094	11.01%	95,228	28.86%
Miscellaneous	-	-	4	-	-	0.00%
Revenues without Use of Net Position	30,817,331	30,817,331	578,498	1.88%	414,293	1.35%
Use of Net Position	1,069,505	1,034,926	-	0.00%	-	-
TOTAL REVENUES	\$ 31,886,836	\$ 31,852,257	\$ 578,498	1.82%	\$ 414,293	1.35%
Appropriations:						
Planning and Development	\$ 1,205,570	\$ 1,205,570	\$ 606,918	50.34%	\$ 536,773	56.56%
Water Resources*	30,516,266	30,481,687	11,397,722	37.39%	10,745,672	36.54%
Non-Departmental:						
Reserves - Compensation	125,000	125,000	-	0.00%	-	0.00%
Reserves - Fuel/Parts	10,000	10,000	-	0.00%	-	0.00%
Non-Departmental Stormwater	30,000	30,000	-	0.00%	-	0.00%
Total Non-Departmental	165,000	165,000	-	0.00%	-	0.00%
TOTAL APPROPRIATIONS	\$ 31,886,836	\$ 31,852,257	\$ 12,004,640	37.69%	\$ 11,282,445	36.82%
Projected Net Position December 31	\$ 10,776,750	\$ 10,811,329				
Net Position as of Report Date			\$ 420,113			

* Includes amounts transferred to the renewal and extension fund for capital improvement purposes.

YTD FINANCIAL REPORT 2021 | GWINNETT COUNTY

Water and Sewer Operating Fund (501)

This fund supports the operation, maintenance, and capital improvement of the water and sewer system. Revenues are received from monthly usage bills, connections fees, and development charges.

	FY 2021				FY 2020	
	2021 Adopted Budget	Current Annual Budget as of 07/31/2021	Actuals YTD as of 07/31/2021	% Actual to Current Budget	Actuals YTD as of 07/31/2020	% Actual to 07/31/2020 Budget
Net Position January 1	\$ 131,388,533	\$ 131,388,533	\$ 131,388,533			
Revenues:						
Intergovernmental	\$ -	\$ -	\$ -	-	\$ 24,202	-
Charges for Services	347,235,676	347,435,676	192,447,638	55.39%	178,392,942	51.35%
Investment Income	305,800	305,800	544,443	178.04%	1,063,811	106.38%
Contributions and Donations	20,903,318	20,903,318	21,090,257	100.89%	14,294,455	80.30%
Miscellaneous	50,000	50,000	747,175	1,494.35%	321,914	466.08%
TOTAL REVENUES	\$ 368,494,794	\$ 368,694,794	\$ 214,829,513	58.27%	\$ 194,097,324	50.27%
Appropriations:						
Planning and Development	\$ 985,526	\$ 959,781	\$ 497,949	51.88%	\$ 545,863	54.34%
Water Resources*	363,461,506	362,685,861	201,517,101	55.56%	209,112,466	54.41%
Non-Departmental:						
Reserves - Compensation	1,292,000	1,292,000	-	0.00%	-	0.00%
Reserves - Fuel/Parts	65,000	65,000	-	0.00%	-	0.00%
Non-Departmental Water Resources	50,000	50,000	-	0.00%	-	0.00%
Total Non-Departmental	1,407,000	1,407,000	-	0.00%	-	0.00%
Appropriations without Working Capital Reserve	365,854,032	365,052,642	202,015,050	55.34%	209,658,329	54.30%
Working Capital Reserve	2,640,762	3,642,152	-	0.00%	-	-
TOTAL APPROPRIATIONS	\$ 368,494,794	\$ 368,694,794	\$ 202,015,050	54.79%	\$ 209,658,329	54.30%
Projected Net Position December 31	\$ 134,029,295	\$ 135,030,685				
Net Position as of Report Date			\$ 144,202,996			

* Includes amounts transferred to the renewal and extension fund for capital improvement purposes.

YTD FINANCIAL REPORT 2021 | GWINNETT COUNTY

Administrative Support Fund (665)

The Administrative Support Fund accounts for the activities of all central support departments: County Administration (excluding the County Clerk, Community Outreach, Economic Development, Gwinnett Clean and Beautiful, and Internal Audit), Financial Services (excluding the Tax Assessor), Human Resources, Information Technology Services, Law, and Support Services. These activities are funded by indirect cost charges to all other funds receiving benefits.

	FY 2021			% Actual to Current Budget	FY 2020	
	2021 Adopted Budget	Current Annual Budget as of 07/31/2021	Actuals YTD as of 07/31/2021		Actuals YTD as of 07/31/2020	% Actual to 07/31/2020 Budget
Net Position January 1	\$ 15,253,580	\$ 15,253,580	\$ 15,253,580			
Revenues:						
Charges for Services	\$ 92,601,548	\$ 92,601,548	\$ 47,644,569	51.45%	\$ 45,257,456	52.42%
Investment Income	28,100	28,100	82,911	295.06%	134,408	84.01%
Miscellaneous	268,438	268,438	215,671	80.34%	162,821	66.88%
TOTAL REVENUES	\$ 92,898,086	\$ 92,898,086	\$ 47,943,151	51.61%	\$ 45,554,685	52.52%
Appropriations:						
County Administration	\$ 5,578,690	\$ 5,509,068	\$ 2,748,824	49.90%	\$ 2,920,701	51.34%
Financial Services	11,685,010	11,582,876	6,210,495	53.62%	6,144,115	53.58%
Human Resources	4,859,404	4,823,171	2,408,089	49.93%	2,096,408	46.62%
Information Technology Services	47,226,935	46,884,865	19,813,504	42.26%	21,289,924	48.62%
Law	2,824,829	2,793,461	1,512,063	54.13%	1,584,146	56.90%
Support Services	18,835,886	18,778,321	9,039,314	48.14%	7,584,671	45.89%
Non-Departmental:						
Reserves - Fuel/Parts	3,000	3,000	-	0.00%	-	0.00%
Non-Departmental Admin Support	1,871,000	1,871,000	307,403	16.43%	356,110	21.86%
Total Non-Departmental	1,874,000	1,874,000	307,403	16.40%	356,110	21.82%
Appropriations without Working Capital Reserve	92,884,754	92,245,762	42,039,692	45.57%	41,976,075	48.59%
Working Capital Reserve	13,332	652,324	-	0.00%	-	0.00%
TOTAL APPROPRIATIONS	\$ 92,898,086	\$ 92,898,086	\$ 42,039,692	45.25%	\$ 41,976,075	48.40%
Projected Net Position December 31	\$ 15,266,912	\$ 15,905,904				
Net Position as of Report Date			\$ 21,157,039			

YTD FINANCIAL REPORT 2021 | GWINNETT COUNTY

Auto Liability Fund (606)

The Auto Liability Fund accounts for all financial transactions related to the County's property, liability and casualty insurance coverage on vehicles. Revenues are contributions from other Gwinnett County funds and are based on the number of employees and actual third party automobile claims for County vehicles only.

	FY 2021			% Actual to Current Budget	FY 2020	
	2021 Adopted Budget	Current Annual Budget as of 07/31/2021	Actuals YTD as of 07/31/2021		Actuals YTD as of 07/31/2020	% Actual to 07/31/2020 Budget
Net Position January 1	\$ 2,687,873	\$ 2,687,873	\$ 2,687,873			
Revenues:						
Charges for Services	\$ 2,250,000	\$ 2,250,000	\$ 1,312,501	58.33%	\$ 1,312,500	58.33%
Investment Income	8,430	8,430	12,598	149.44%	40,360	91.73%
Revenues without Use of Net Position	2,258,430	2,258,430	1,325,099	58.67%	1,352,860	58.97%
Use of Net Position	72,942	72,942	-	0.00%	-	0.00%
TOTAL REVENUES	\$ 2,331,372	\$ 2,331,372	\$ 1,325,099	56.84%	\$ 1,352,860	57.59%
Appropriations:						
Financial Services	\$ 2,331,372	\$ 2,331,372	\$ 329,012	14.11%	\$ 964,499	41.06%
TOTAL APPROPRIATIONS	\$ 2,331,372	\$ 2,331,372	\$ 329,012	14.11%	\$ 964,499	41.06%
Projected Net Position December 31	\$ 2,614,931	\$ 2,614,931				
Net Position as of Report Date			\$ 3,683,960			

YTD FINANCIAL REPORT 2021 | GWINNETT COUNTY

Fleet Management Fund (610)

The Fleet Management Fund accounts for all financial transactions related to the maintenance of the County fleet.

	FY 2021				FY 2020	
	2021 Adopted Budget	Current Annual Budget as of 07/31/2021	Actuals YTD as of 07/31/2021	% Actual to Current Budget	Actuals YTD as of 07/31/2020	% Actual to 07/31/2020 Budget
Net Position January 1	\$ 1,157,662	\$ 1,157,662	\$ 1,157,662			
Revenues:						
Charges for Services	\$ 9,542,250	\$ 9,542,250	\$ 4,818,531	50.50%	\$ 4,287,844	49.00%
Miscellaneous	292,000	292,000	254,273	87.08%	304,649	82.82%
Other Financing Sources	-	-	10,600	-	18,622	-
TOTAL REVENUES	<u>\$ 9,834,250</u>	<u>\$ 9,834,250</u>	<u>\$ 5,083,404</u>	51.69%	<u>\$ 4,611,115</u>	50.57%
Appropriations:						
Support Services	\$ 8,445,343	\$ 8,412,549	\$ 4,367,605	51.92%	\$ 4,365,120	53.68%
Non-Departmental:						
Reserves - Compensation	131,000	131,000	-	0.00%	-	0.00%
Reserves - Fuel/Parts	4,000	4,000	-	0.00%	-	0.00%
Non-Departmental Fleet Management	419,500	419,500	244,708	58.33%	387,917	54.25%
Total Non-Departmental	<u>554,500</u>	<u>554,500</u>	<u>244,708</u>	44.13%	<u>387,917</u>	50.34%
Appropriations without Working Capital Reserve	8,999,843	8,967,049	4,612,313	51.44%	4,753,037	53.39%
Working Capital Reserve	834,407	867,201	-	0.00%	-	0.00%
TOTAL APPROPRIATIONS	<u>\$ 9,834,250</u>	<u>\$ 9,834,250</u>	<u>\$ 4,612,313</u>	46.90%	<u>\$ 4,753,037</u>	52.12%
Projected Net Position December 31	\$ 1,992,069	\$ 2,024,863				
Net Position as of Report Date			\$ 1,628,753			

YTD FINANCIAL REPORT 2021 | GWINNETT COUNTY

Group Self-Insurance Fund (605)

The Group Self Insurance Fund accounts for all financial transactions related to the payment of premiums and benefits for active employees' health, disability, and life insurance. Revenues are received from employee and employer contributions.

	FY 2021				FY 2020	
	2021 Adopted Budget	Current Annual Budget as of 07/31/2021	Actuals YTD as of 07/31/2021	% Actual to Current Budget	Actuals YTD as of 07/31/2020	% Actual to 07/31/2020 Budget
Net Position January 1	\$ 32,587,204	\$ 32,587,204	\$ 32,587,204			
Revenues:						
Charges for Services	\$ 72,217,516	\$ 72,217,516	\$ 42,189,063	58.42%	\$ 41,610,117	62.71%
Investment Income	98,350	98,350	164,101	166.85%	338,382	62.66%
Miscellaneous	-	-	646,854	-	657,139	-
Revenues without Use of Net Position	72,315,866	72,315,866	43,000,018	59.46%	42,605,638	63.70%
Use of Net Position	2,766,183	2,750,657	-	0.00%	-	0.00%
TOTAL REVENUES	\$ 75,082,049	\$ 75,066,523	\$ 43,000,018	57.28%	\$ 42,605,638	63.13%
Appropriations:						
Human Resources	\$ 75,072,049	\$ 75,056,523	\$ 40,090,835	53.41%	\$ 39,124,184	57.99%
Non-Departmental:						
Reserves - Compensation	10,000	10,000	-	0.00%	-	0.00%
Total Non-Departmental	10,000	10,000	-	0.00%	-	0.00%
TOTAL APPROPRIATIONS	\$ 75,082,049	\$ 75,066,523	\$ 40,090,835	53.41%	\$ 39,124,184	57.97%
Projected Net Position December 31	\$ 29,821,021	\$ 29,836,547				
Net Position as of Report Date			\$ 35,496,387			

YTD FINANCIAL REPORT 2021 | GWINNETT COUNTY

Risk Management Fund (602)

The Risk Management Fund accounts for all financial transactions related to the County's property liability and casualty insurance. Revenues are received from charges to the user departments based on the number of employees, prior claims, and property liability coverage needs. Annual insurance premiums are paid in January.

	FY 2021				FY 2020	
	2021 Adopted Budget	Current Annual Budget as of 07/31/2021	Actuals YTD as of 07/31/2021	% Actual to Current Budget	Actuals YTD as of 07/31/2020	% Actual to 07/31/2020 Budget
Net Position January 1	\$ 4,221,481	\$ 4,221,481	\$ 4,221,481			
Revenues:						
Charges for Services	\$ 7,861,423	\$ 7,861,423	\$ 4,585,830	58.33%	\$ 3,995,834	58.33%
Investment Income	23,885	23,885	47,915	200.61%	77,915	52.65%
Miscellaneous	-	-	278	-	2,075	-
Revenues without Use of Net Position	7,885,308	7,885,308	4,634,023	58.77%	4,075,824	58.24%
Use of Net Position	1,968,448	1,968,448	-	0.00%	-	0.00%
TOTAL REVENUES	\$ 9,853,756	\$ 9,853,756	\$ 4,634,023	47.03%	\$ 4,075,824	42.91%
Appropriations:						
Financial Services	\$ 9,843,756	\$ 9,843,756	\$ 5,872,319	59.66%	\$ 8,556,702	90.24%
Non-Departmental:						
Reserves - Compensation	10,000	10,000	-	0.00%	-	0.00%
Total Non-Departmental	10,000	10,000	-	0.00%	-	0.00%
TOTAL APPROPRIATIONS	\$ 9,853,756	\$ 9,853,756	\$ 5,872,319	59.59%	\$ 8,556,702	90.09%
Projected Net Position December 31	\$ 2,253,033	\$ 2,253,033				
Net Position as of Report Date			\$ 2,983,185			

YTD FINANCIAL REPORT 2021 | GWINNETT COUNTY

Workers' Compensation Fund (604)

The Workers' Compensation Fund accounts for financial transactions related to the payment of workers' compensation claims. Revenue is received from the user departments based upon the number of employees and prior claims.

	FY 2021				FY 2020	
	2021 Adopted Budget	Current Annual Budget as of 07/31/2021	Actuals YTD as of 07/31/2021	% Actual to Current Budget	Actuals YTD as of 07/31/2020	% Actual to 07/31/2020 Budget
Net Position January 1	\$ 8,541,706	\$ 8,541,706	\$ 8,541,706			
Revenues:						
Charges for Services	\$ 4,000,000	\$ 4,000,000	\$ 2,333,334	58.33%	\$ 2,041,667	58.33%
Investment Income	35,125	35,125	41,496	118.14%	113,832	56.21%
Miscellaneous	-	-	153,453	-	125,824	-
Revenues without Use of Net Position	4,035,125	4,035,125	2,528,283	62.66%	2,281,323	61.62%
Use of Net Position	1,539,491	1,539,491	-	0.00%	-	0.00%
TOTAL REVENUES	\$ 5,574,616	\$ 5,574,616	\$ 2,528,283	45.35%	\$ 2,281,323	40.84%
Appropriations:						
Human Resources	\$ 5,564,616	\$ 5,564,616	\$ 1,883,004	33.84%	\$ 1,914,857	34.35%
Non-Departmental:						
Reserves - Compensation	10,000	10,000	-	0.00%	-	0.00%
Total Non-Departmental	10,000	10,000	-	0.00%	-	0.00%
TOTAL APPROPRIATIONS	\$ 5,574,616	\$ 5,574,616	\$ 1,883,004	33.78%	\$ 1,914,857	34.28%
Projected Net Position December 31	\$ 7,002,215	\$ 7,002,215				
Net Position as of Report Date			\$ 9,186,985			

BUDGET ADJUSTMENTS BY FUND - REVENUES

AS OF 7/31/2021

Department/Fund	2021 Adopted Budget	2021 Current Annual Budget - July	Difference (Adjustments Year to Date)	Description	Current Month	Year to Date
General Fund (001)						
Contributions and Donations	\$ 70,250	\$ 2,354,958	\$ 2,284,708	GCID20210168 Approval to accept a donation in the amount of \$10,147.99 from the Community Foundation of Northeast Georgia. Funds will be used to support the operations of the Lawrenceville Community Garden located at Rhodes Jordan Park. The donation was provided from the Belle and Louise Cofer Fund.	\$ -	\$ 10,148
				GCID20210049 Approval to accept a grant in the amount of \$2,263,560.00 from the Center for Tech and Civic Life (CTCL) to assist with the funding for the purpose of planning and operationalizing safe and secure election administration. Approval/authorization for the Chairwoman or designee to sign any and all related documents.	-	2,263,560
				GCID20210612 Approval to accept a donation, in the amount of \$10,000.00, in memory of Sharla A. Gibson. Funds will be used to support the operations of the Gwinnett County Animal Welfare and Enforcement division.	-	10,000
				GCID20210578 Approval to accept a grant, in the amount of \$1,000.00, from the New Initiative Grant Program administered by the Georgia Recreation and Park Association for Building Brains Anywhere. These funds will be utilized to purchase books and literacy material in multiple languages.	-	1,000
				Total: Contributions and Donations	-	2,284,708
Use of Fund Balance	18,864,373	18,307,879	(556,494)	To adjust budget for 90 day job vacancies.	(18,629)	(556,494)
<i>Total: General Fund</i>			1,728,214		(18,629)	1,728,214
Development and Enforcement Services District Fund (104)						
Use of Fund Balance	2,274,605	2,046,340	(228,265)	To adjust budget for 90 day job vacancies.	(24,590)	(228,265)
<i>Total: Development and Enforcement Services District Fund</i>			(228,265)		(24,590)	(228,265)
Fire and Emergency Medical Services District Fund (102)						
Use of Fund Balance	19,316,251	19,253,744	(62,507)	GCID20201276 Approval to accept a donation of \$2,100.00 from the Community Foundation for Northeast Georgia on behalf of Ordner Construction Foundation. This donation will be used in 2021 to purchase new fitness equipment for Fire Station No. 5.	-	2,100
				To adjust budget for 90 day job vacancies.	(8,854)	(64,607)
<i>Total: Fire and Emergency Medical Services District Fund</i>			(62,507)		(8,854)	(62,507)

Department/Fund	2021 Adopted Budget	2021 Current Annual Budget - July	Difference (Adjustments Year to Date)	Description	Current Month	Year to Date
Police Services District Fund (106)						
Fines and Forfeitures	4,923,698	6,746,620	1,822,922	GCID20210712 Award RP011-20, automated speed detection school zone safety program on an annual contract (June 1, 2021 through May 31, 2022), to the highest scoring firm, REDSPEED Georgia, LLC, estimated revenue \$4,375,012.00 (negotiated increase of 1.6% to commission rate - approximately \$70,000.00.	1,822,922	1,822,922
Contributions and Donations	-	2,500	2,500	GCID20210275 Approval to accept a donation of \$2,500.00 from the Gwinnett County Police Foundation on behalf of the Ordner Construction Foundation. This donation was used to purchase new fitness equipment for the Gwinnett County Police Department's Central Precinct.	-	2,500
Miscellaneous	297,200	301,200	4,000	GCID20210475 Approval for the Chairwoman to execute a fourth amendment to the Tall Structure Lease Agreement with T-Mobile South to allow modification of equipment located on the communication tower at 4663 Anderson-Livsey Lane, Snellville , Tax Parcel No. R4348 098.	-	2,000
				GCID20210479 Approval for the Chairwoman to execute a fourth amendment to the Tall Structure Lease Agreement with New Cingular Wireless PCS, LLC to allow modification of equipment located on the communication tower at 1850 North Brown Road, Lawrenceville, Tax Parcel No. R7115 008A.	-	2,000
				Total: Miscellaneous	-	4,000
Use of Fund Balance	22,450,197	20,512,867	(1,937,330)	To adjust budget for 90 day job vacancies.	(12,318)	(110,408)
				GCID20210475 Approval for the Chairwoman to execute a fourth amendment to the Tall Structure Lease Agreement with T-Mobile South to allow modification of equipment located on the communication tower at 4663 Anderson-Livsey Lane, Snellville , Tax Parcel No. R4348 098.	-	(2,000)
				GCID20210479 Approval for the Chairwoman to execute a fourth amendment to the Tall Structure Lease Agreement with New Cingular Wireless PCS, LLC to allow modification of equipment located on the communication tower at 1850 North Brown Road, Lawrenceville, Tax Parcel No. R7115 008A.	-	(2,000)

Department/Fund	2021 Adopted Budget	2021 Current Annual Budget July	Difference (Adjustments Year to Date)	Description	Current Month	Year to Date
Use of Fund Balance (cont.)				GCID20210712 Award RP011-20, automated speed detection school zone safety program on an annual contract (June 1, 2021 through May 31, 2022), to the highest scoring firm, REDSPEED Georgia, LLC, estimated revenue \$4,375,012.00 (negotiated increase of 1.6% to commission rate - approximately \$70,000.00.	(1,822,922)	(1,822,922)
				Total: Use of Fund Balance	(1,835,240)	(1,937,330)
<i>Total: Police Services District Fund</i>			(107,908)		(12,318)	(107,908)
Recreation Fund (105)						
Use of Fund Balance	10,344,759	10,141,607	(203,152)	To adjust budget for 90 day job vacancies.	(14,181)	(203,152)
<i>Total: Recreation Fund</i>			(203,152)		(14,181)	(203,152)
Street Lighting Fund (002)						
Charges for Services	8,939,212	8,947,299	8,087	GCID20201169 Approval of incorporation into the Gwinnett County Street Lighting Program, Berkeley Creek, estimated upfront capital installation cost of \$22,814.76, estimated annual revenue and operating cost of \$1,840.80. Installation is funded 100% from the 2017 SPLOST Program.	-	1,841
				GCID20201170 Approval of incorporation into the Gwinnett County Street Lighting Program, Planters Walk, estimated upfront capital installation cost of \$37,310.37, estimated annual revenue and operating cost \$3,389.28. Installation is funded 100% from the 2014 SPLOST Program.	-	3,390
				GCID20210784 Approval of incorporation of the Rivercliff Place Subdivision into the Gwinnett County Street Lighting Program. The estimated installation cost is \$9,685.00 and the estimated annual revenue and operating cost is \$2,856.00 for the installation of these streetlights. Installation funded by the 2017 Special Purpose Local option Sales Tax (SPLOST) Program.	-	2,856
<i>Total: Street Lighting Fund</i>			8,087		-	8,087
E-911 Fund (095)						
Use of Fund Balance	7,564,306	7,711,873	147,567	GCID20210212 Approval for the Chairwoman to execute a Supplemental Intergovernmental Agreement between Gwinnett County and the City of Lilburn concerning 911 services.	-	147,567
<i>Total: E-911 Fund</i>			147,567		-	147,567

Department/Fund	2021 Adopted Budget	2021 Current Annual Budget July	Difference (Adjustments Year to Date)	Description	Current Month	Year to Date
Police Special Justice Fund (070)						
Fines and Forfeitures	-	126,528	126,528	Adjust revenue and appropriation budgets to incorporate collected revenue for confiscated assets for Special Revenue Funds.	59,628	126,528
Use of Fund Balance	234,110	107,582	(126,528)	Adjust revenue and appropriation budgets to incorporate collected revenue for confiscated assets for Special Revenue Funds.	(59,628)	(126,528)
<i>Total: Police Special Justice Fund</i>			-		-	-
Police Special State Fund (072)						
Fines and Forfeitures	-	20,956	20,956	Adjust revenue and appropriation budgets to incorporate collected revenue for confiscated assets for Special Revenue Funds.	4,975	20,956
Use of Fund Balance	124,900	311,438	186,538	Adjust revenue and appropriation budgets to incorporate collected revenue for confiscated assets for Special Revenue Funds.	(4,975)	(20,956)
				GCID20210902 Award OS024-21. purchase of integrated ballistic identification system (IBIS) technology equipment and maintenance, to Forensic Technology Inc., an associate company of Ultra Electronics Forensic Technology Inc., \$207,494.00.	207,494	207,494
				Total: Use of Fund Balance	202,519	186,538
<i>Total: Police Special State Fund</i>			207,494		207,494	207,494
Sheriff Special Justice Fund (065)						
Fines and Forfeitures	-	181,280	181,280	Adjust revenue and appropriation budgets to incorporate collected revenue for confiscated assets for Special Revenue Funds.	56,317	181,280
<i>Total: Sheriff Special Justice Fund</i>			181,280		56,317	181,280
Airport Operating Fund (520)						
Miscellaneous	1,190,000	1,224,797	34,797	GCID20201189 Approval for the Chairwoman to execute the 6th Amendment to the Lease Agreement between Gwinnett County and Gwinnett Aero, LLC.	-	30,239
				GCID20201190 Approval for the Chairwoman to execute the 2nd Amendment to the Lease Agreement between Gwinnett County and the Gwinnett Experimental Aircraft Association, Chapter 690, Inc.	-	3,168
				GCID20201191 Approval for the Chairwoman to execute the 5th Amendment to the Lease Agreement between Gwinnett County and LZU Hangar, LLC.	-	1,390
				Total: Miscellaneous	-	34,797

Department/Fund	2021 Adopted Budget	2021 Current Annual Budget July	Difference (Adjustments Year to Date)	Description	Current Month	Year to Date
Use of Net Position	290,598	255,801	(34,797)	GCID20201189 Approval for the Chairwoman to execute the 6th Amendment to the Lease Agreement between Gwinnett County and Gwinnett Aero, LLC.	-	(30,239)
				GCID20201190 Approval for the Chairwoman to execute the 2nd Amendment to the Lease Agreement between Gwinnett County and the Gwinnett Experimental Aircraft Association, Chapter 690, Inc.	-	(3,168)
				GCID20201191 Approval for the Chairwoman to execute the 5th Amendment to the Lease Agreement between Gwinnett County and LZU Hangar, LLC.	-	(1,390)
				Total: Use of Net Position	-	(34,797)
<i>Total: Airport Operating Fund</i>			-		-	-
Economic Development Operating Fund (530)						
Use of Net Position	436,097	1,240,810	804,713	GCID20210205 Approval/authorization of a Resolution approving the Issuance by the Urban Redevelopment Agency of Gwinnett County, Georgia of its Revenue Bonds (Gwinnett Place Mall Project), Federally Taxable Series 2021 for the purpose of financing the costs of an urban redevelopment project consisting of the acquisition of approximately 39.06 acres of land, together with the improvements and personal property thereon, located at or near the intersection of Satellite Boulevard, Pleasant Hill Road and Interstate 85 in Gwinnett County, Georgia; authorizing the execution and delivery of an Intergovernmental Contract between Gwinnett County and the Urban Redevelopment Agency of Gwinnett County, Georgia relating to the Bonds; establishing budgets as necessary; and for other related purposes.	-	804,713
<i>Total: Economic Development Operating Fund</i>			804,713		-	804,713
Local Transit Operating Fund (515)						
Use of Net Position	5,170,015	5,560,240	390,225	GCID20210605 Award OS013-21, provision of transit system operation and maintenance services on a multi-year contract (21-083), to the highest scoring firm, Transdev Services, Inc. The initial term of this contract shall be July 1, 2021 through June 30, 2022, base amount \$22,284,941.00. This contract may be automatically renewed on an annual basis for a total contract term of three (3) years, total base amount \$73,602,109.90.	-	400,000
				To adjust budget for 90 day job vacancies.	-	(9,775)
<i>Total: Local Transit Operating Fund</i>			390,225		-	390,225

Department/Fund	2021 Adopted Budget	2021 Current Annual Budget July	Difference (Adjustments Year to Date)	Description	Current Month	Year to Date
Solid Waste Operating Fund (595)						
Contributions and Donations	-	100,000	100,000	GCID20201192 Approval/authorization to accept a cash grant of up to \$100,000.00 from The Recycling Partnership for the implementation of recycling education initiatives within unincorporated Gwinnett County. Approval/authorization for the Chairwoman or designee to execute grant documents and any other necessary documents. Subject to approval as to form by the Law Department. This grant is funded through The Recycling Partnership with matching County funds up to \$100,000.00. Contract to follow.	-	100,000
<i>Total: Solid Waste Operating Fund</i>			100,000		-	100,000
Stormwater Operating Fund (590)						
Use of Net Position	1,069,505	1,034,926	(34,579)	To adjust budget for 90 day job vacancies.	(8,841)	(34,579)
<i>Total: Stormwater Operating Fund</i>			(34,579)		(8,841)	(34,579)
Water and Sewer Operating Fund (501)						
Charges for Services	347,235,676	347,435,676	200,000	GCID20201136 Approval for the Chairwoman to execute a Developer Participation Agreement between Gwinnett County, the Gwinnett County Water and Sewerage Authority, Darron P. Britt and Buddy Ray Johnson, to outline the responsibilities of the parties as it pertains to the installation of a pump station for a proposed development in unincorporated Gwinnett County.	-	200,000
<i>Total: Water and Sewer Operating Fund</i>			200,000		-	200,000
Group Self-Insurance Fund (605)						
Use of Net Position	2,766,183	2,750,657	(15,526)	To adjust budget for 90 day job vacancies.	-	(15,526)
<i>Total: Group Self-Insurance Fund</i>			(15,526)		-	(15,526)
Total Revenue Budget Adjustments			\$ 3,115,643		\$ 176,398	\$ 3,115,643

BUDGET ADJUSTMENTS BY FUND - APPROPRIATIONS
AS OF 7/31/2021

Department/Fund	2021 Adopted Budget	2021 Current Annual Budget - July	Difference (Adjustments Year to Date)	Description	Current Month	Year to Date
General Fund (001)						
County Administration	\$ 2,205,659	\$ 2,156,155	\$ (49,504)	To adjust budget for 90 day job vacancies.	\$ -	\$ (49,504)
Financial Services	10,025,621	10,016,131	(9,490)	To adjust budget for 90 day job vacancies.	-	(9,490)
Transportation	24,892,267	24,671,799	(220,468)	To adjust budget for 90 day job vacancies.	-	(220,468)
Corrections	20,098,149	20,096,618	(1,531)	Transfer from Non-Departmental: Inmate Medical Reserve.	-	34,784
				To adjust budget for 90 day job vacancies.	(9,775)	(36,315)
				Total: Corrections	(9,775)	(1,531)
Community Services	16,956,874	16,827,066	(129,808)	To adjust budget for 90 day job vacancies.	(8,854)	(150,956)
				GCID20210168 Approval to accept a donation in the amount of \$10,147.99 from the Community Foundation of Northeast Georgia. Funds will be used to support the operations of the Lawrenceville Community Garden located at Rhodes Jordan Park. The donation was provided from the Belle and Louise Cofer Fund.	-	10,148
				GCID20210612 Approval to accept a donation, in the amount of \$10,000.00, in memory of Sharla A. Gibson. Funds will be used to support the operations of the Gwinnett County Animal Welfare and Enforcement division.	-	10,000
				GCID20210578 Approval to accept a grant, in the amount of \$1,000.00, from the New Initiative Grant Program administered by the Georgia Recreation and Park Association for Building Brains Anywhere. These funds will be utilized to purchase books and literacy material in multiple languages.	-	1,000
				Total: Community Services	(8,854)	(129,808)
Community Services Subsidies	26,163,799	26,413,799	250,000	GCID20210655 Approval for the Chairwoman to sign the First Amendment to the Subsidy Agreement with Viewpoint Health to include an additional \$250,000.00 for a program to address opioid addiction. The Subsidy Agreement is adjusted from \$793,341.00 to \$1,043,341.00.	-	250,000
Community Services - Elections	5,422,418	7,596,217	2,173,799	To adjust budget for 90 day job vacancies.	-	(89,761)

Department/Fund	2021 Adopted Budget	2021 Current Annual Budget - July	Difference (Adjustments Year to Date)	Description	Current Month	Year to Date
Community Services - Elections (cont.)	-	-	-	GCID20210049 Approval to accept a grant in the amount of \$2,263,560.00 from the Center for Tech and Civic Life (CTCL) to assist with the funding for the purpose of planning and operationalizing safe and secure election administration. Approval/authorization for the Chairwoman or designee to sign any and all related documents.	-	2,263,560
				Total: Community Services Elections	-	2,173,799
Juvenile Court	8,787,291	9,538,091	750,800	Transfer from Non-Departmental: Court Reporters Reserve.	-	153,500
				Transfer from Non-Departmental: Indigent Defense Reserve.	-	517,200
				Transfer from Non-Departmental: Court Interpreters Reserve.	-	80,100
				Total: Juvenile Court	-	750,800
Sheriff	111,219,047	111,842,547	623,500	Transfer from Non-Departmental: Inmate Medical Reserve.	-	623,500
				Total: Sheriff	-	623,500
Judiciary	26,844,236	29,743,736	2,899,500	Transfer from Non-Departmental: Indigent Defense Reserve.	-	2,568,100
				Transfer from Non-Departmental: Court Interpreters Reserve.	-	331,400
				Total: Judiciary	-	2,899,500
Probate Court	3,384,893	3,487,793	102,900	Transfer from Non-Departmental: Court Interpreters Reserve.	-	2,500
				Transfer from Non-Departmental: Indigent Defense Reserve.	-	100,400
				Total: Probate Court	-	102,900
Solicitor General	6,494,601	6,495,101	500	Transfer from Non-Departmental: Court Reporters Reserve.	-	500
Support Services	163,337	248,337	85,000	Transfer from Contingency	-	85,000
Non-Departmental:						
Contingency	2,700,000	2,523,016	(176,984)	Transfer to Support Services	-	(85,000)
				Award RP023-21, provision of an operational performance assessment, to Mauldin & Jenkins, LLC, amount not to exceed \$291,984.00.	(91,984)	(91,984)
				Total: Contingency	(91,984)	(176,984)
Reserves - Court Interpreters	751,750	337,750	(414,000)	Transfer to Juvenile Court.	-	(80,100)
				Transfer to Judiciary.	-	(331,400)
				Transfer to Probate Court.	-	(2,500)
				Total: Reserves - Court Interpreters	-	(414,000)
Reserves - Court Reporters	223,121	69,121	(154,000)	Transfer to Juvenile Court.	-	(153,500)
				Transfer to Solicitor General.	-	(500)
				Total: Reserves - Court Reporters	-	(154,000)
Reserves - Indigent Defense	5,630,000	2,444,300	(3,185,700)	Transfer to Juvenile Court.	-	(517,200)
				Transfer to Judiciary.	-	(2,568,100)
				Transfer to Probate Court.	-	(100,400)
				Total: Reserves - Indigent Defense	-	(3,185,700)
Reserves - Prisoner Medical	1,503,799	845,515	(658,284)	Transfer to Corrections.	-	(35,784)
				Transfer to Sheriff.	-	(622,500)
				Total: Reserves - Prisoner Medical	-	(658,284)

Department/Fund	2021 Adopted Budget	2021 Current Annual Budget - July	Difference (Adjustments Year to Date)	Description	Current Month	Year to Date
Other Miscellaneous	750,000	591,984	(158,016)	GCID20210655 Approval for the Chairwoman to sign the First Amendment to the Subsidy Agreement with Viewpoint Health to include an additional \$250,000.00 for a program to address opioid addiction. The Subsidy Agreement is adjusted from \$793,341.00 to \$1,043,341.00.	-	(250,000)
				Award RP023-21, provision of an operational performance assessment, to Mauldin & Jenkins, LLC, amount not to exceed \$291,984.00.	91,984	91,984
				Total: Other Miscellaneous	91,984	(158,016)
			(4,746,984)	Total: Non-Departmental	-	(4,746,984)
<i>Total: General Fund</i>			1,728,214		(18,629)	1,728,214
Development and Enforcement Services District Fund (104)						
Planning and Development	13,189,021	12,960,756	(228,265)	To adjust budget for 90 day job vacancies.	(24,590)	(228,265)
<i>Total: Development and Enforcement Services District Fund</i>			(228,265)		(24,590)	(228,265)
Fire and Emergency Medical Services District Fund (102)						
Planning and Development	1,110,620	1,089,740	(20,880)	To adjust budget for 90 day job vacancies.	-	(20,880)
Fire and Emergency Services	137,315,973	137,274,346	(41,627)	GCID20201276 Approval to accept a donation of \$2,100.00 from the Community Foundation for Northeast Georgia on behalf of Ordner Construction Foundation. This donation will be used in 2021 to purchase new fitness equipment for Fire Station No. 5.	-	2,100
				To adjust budget for 90 day job vacancies.	(8,854)	(43,727)
				Total: Fire and Emergency Services	(8,854)	(41,627)
<i>Total: Fire and Emergency Services District Fund</i>			(62,507)		(8,854)	(62,507)
Police Services District Fund (106)						
Police Services	134,129,516	134,146,608	17,092	Transfer from Non-Departmental: Inmate Medical Reserve.	-	125,000
				To adjust budget for 90 day job vacancies.	(12,318)	(110,408)
				GCID20210275 Approval to accept a donation of \$2,500.00 from the Gwinnett County Police Foundation on behalf of the Ordner Construction Foundation. This donation was used to purchase new fitness equipment for the Gwinnett County Police Department's Central Precinct.	-	2,500
				Total: Police Services	(12,318)	17,092
Recorder's Court	2,105,796	2,213,996	108,200	Transfer from Non-Departmental: Indigent Defense Reserve.	4,450	54,000
				Transfer from Non-Departmental: Court Interpreter's Reserve.	-	54,200
				Total: Recorder's Court	4,450	108,200

Department/Fund	2021 Adopted Budget	2021 Current Annual Budget - July	Difference (Adjustments Year to Date)	Description	Current Month	Year to Date
Non-Departmental	5,108,250	4,875,050	(233,200)	Transfer to Recorder's Court - From Indigent Defense Reserve.	(4,450)	(54,000)
				Transfer to Recorder's Court - From Court Interpreter's Reserve.	-	(54,200)
				Transfer to Police Services - From Inmate Medical Reserve.	-	(125,000)
				Total: Non-Departmental	(4,450)	(233,200)
<i>Total: Police Services District Fund</i>			(107,908)		(12,318)	(107,908)
Recreation Fund (105)						
Community Services	47,555,893	47,352,741	(203,152)	To adjust budget for 90 day job vacancies.	(14,181)	(203,152)
<i>Total: Recreation Fund</i>			(203,152)		(14,181)	(203,152)
Street Lighting Fund (002)						
Transportation	8,385,664	8,393,751	8,087	GCID20201169 Approval of incorporation into the Gwinnett County Street Lighting Program, Berkeley Creek, estimated upfront capital installation cost of \$22,814.76, estimated annual revenue and operating cost of \$1,840.80. Installation is funded 100% from the 2017 SPLOST Program.	-	1,841
				GCID20201170 Approval of incorporation into the Gwinnett County Street Lighting Program, Planters Walk, estimated upfront capital installation cost of \$37,310.37, estimated annual revenue and operating cost \$3,389.28. Installation is funded 100% from the 2014 SPLOST Program.	-	3,390
				GCID20210784 Approval of incorporation of the Rivercliff Place Subdivision into the Gwinnett County Street Lighting Program. The estimated installation cost is \$9,685.00 and the estimated annual revenue and operating cost is \$2,856.00 for the installation of these streetlights. Installation funded by the 2017 Special Purpose Local option Sales Tax (SPLOST) Program.	-	2,856
<i>Total: Street Lighting Fund</i>			8,087		-	8,087
E-911 Fund (095)						
Non-Departmental	5,256,223	5,403,790	147,567	GCID20210212 Approval for the Chairwoman to execute a Supplemental Intergovernmental Agreement between Gwinnett County and the City of Lilburn concerning 911 services.	-	147,567
<i>Total: E-911 Fund</i>			147,567		-	147,567

Department/Fund	2021 Adopted Budget	2021 Current Annual Budget - July	Difference (Adjustments Year to Date)	Description	Current Month	Year to Date
Police Special State Fund (072)						
Police Special Investigation Operations	124,900	332,394	207,494	GCID20210902 Award OS024-21. purchase of integrated ballistic identification system (IBIS) technology equipment and maintenance, to Forensic Technology Inc., an associate company of Ultra Electronics Forensic Technology Inc., \$207,494.00.	207,494	207,494
<i>Subtotal: Police Special State Fund</i>			207,494		207,494	207,494
Sheriff Special Justice Fund (065)						
Sheriff Special Operations	200,000	381,280	181,280	Adjust revenue and appropriation budgets to incorporate collected revenue for confiscated assets for Special Revenue Funds.	56,317	181,280
<i>Total: Sheriff Special Justice Fund</i>			181,280		56,317	181,280
Economic Development Operating Fund (530)						
Economic Development Activity	5,612,697	6,417,410	804,713	GCID20210205 Approval/authorization of a Resolution approving the Issuance by the Urban Redevelopment Agency of Gwinnett County, Georgia of its Revenue Bonds (Gwinnett Place Mall Project), Federally Taxable Series 2021 for the purpose of financing the costs of an urban redevelopment project consisting of the acquisition of approximately 39.06 acres of land, together with the improvements and personal property thereon, located at or near the intersection of Satellite Boulevard, Pleasant Hill Road and Interstate 85 in Gwinnett County, Georgia; authorizing the execution and delivery of an Intergovernmental Contract between Gwinnett County and the Urban Redevelopment Agency of Gwinnett County, Georgia relating to the Bonds; establishing budgets as necessary; and for other related purposes.	-	804,713
<i>Total: Economic Development Operating Fund</i>			804,713		-	804,713

Department/Fund	2021 Adopted Budget	2021 Current Annual Budget - July	Difference (Adjustments Year to Date)	Description	Current Month	Year to Date
Local Transit Operating Fund (515)						
Transportation	12,005,590	12,395,815	390,225	GCID20210605 Award OS013-21, provision of transit system operation and maintenance services on a multi-year contract (21-083), to the highest scoring firm, Transdev Services, Inc. The initial term of this contract shall be July 1, 2021 through June 30, 2022, base amount \$22,284,941.00. This contract may be automatically renewed on an annual basis for a total contract term of three (3) years, total base amount \$73,602,109.90.	-	400,000
				To adjust budget for 90 day job vacancies.	-	(9,775)
				Total: Transportation	-	390,225
<i>Total: Local Transit Operating Fund</i>			390,225		-	390,225
Solid Waste Operating Fund (595)						
Support Services	45,448,143	45,548,143	100,000	GCID20201192 Approval/authorization to accept a cash grant of up to \$100,000.00 from The Recycling Partnership for the implementation of recycling education initiatives within unincorporated Gwinnett County. Approval/authorization for the Chairwoman or designee to execute grant documents and any other necessary documents. Subject to approval as to form by the Law Department. This grant is funded through The Recycling Partnership with matching County funds up to \$100,000.00. Contract to follow.	-	100,000
<i>Total: Solid Waste Operating Fund</i>			100,000		-	100,000
Stormwater Operating Fund (590)						
Water Resources	30,516,266	30,481,687	(34,579)	To adjust budget for 90 day job vacancies.	(8,841)	(34,579)
<i>Total: Stormwater Operating Fund</i>			(34,579)		(8,841)	(34,579)
Water and Sewer Operating Fund (501)						
Planning and Development	985,526	959,781	(25,745)	To adjust budget for 90 day job vacancies.	(14,646)	(25,745)
Water Resources	363,461,506	362,685,861	(775,645)	To adjust budget for 90 day job vacancies.	(8,412)	(775,645)
Working Capital Reserve	2,640,762	3,642,152	1,001,390	GCID20201136 Approval for the Chairwoman to execute a Developer Participation Agreement between Gwinnett County, the Gwinnett County Water and Sewerage Authority, Darron P. Britt and Buddy Ray Johnson, to outline the responsibilities of the parties as it pertains to the installation of a pump station for a proposed development in unincorporated Gwinnett County.	-	200,000

Department/Fund	2021 Adopted Budget	2021 Current Annual Budget - July	Difference (Adjustments Year to Date)	Description	Current Month	Year to Date
Working Capital Reserve (cont.)				To adjust budget for 90 day job vacancies.	23,058	801,390
				Total: Working Capital Reserve	23,058	1,001,390
<i>Total: Water and Sewer Operating Fund</i>			200,000		-	200,000
Administrative Support Fund (665)						
County Administration	5,578,690	5,509,068	(69,622)	To adjust budget for 90 day job vacancies.	(11,592)	(69,622)
Financial Services	11,685,010	11,582,876	(102,134)	To adjust budget for 90 day job vacancies.	-	(102,134)
Human Resources	4,859,404	4,823,171	(36,233)	To adjust budget for 90 day job vacancies.	-	(36,233)
Information Technology	47,226,935	46,884,865	(342,070)	To adjust budget for 90 day job vacancies.	(151,251)	(342,070)
Law	2,824,829	2,793,461	(31,368)	To adjust budget for 90 day job vacancies.	-	(31,368)
Support Services	18,835,886	18,778,321	(57,565)	To adjust budget for 90 day job vacancies.	-	(57,565)
Working Capital Reserve	13,332	652,324	638,992	To adjust budget for 90 day job vacancies.	162,843	638,992
<i>Total: Administrative Support Fund</i>			-		-	-
Fleet Management Fund (610)						
Support Services	8,445,343	8,412,549	(32,794)	To adjust budget for 90 day job vacancies.	-	(32,794)
Working Capital Reserve	834,407	867,201	32,794	To adjust budget for 90 day job vacancies.	-	32,794
<i>Total: Fleet Management Fund</i>			-		-	-
Group Self-Insurance Fund (605)						
Human Resources	75,072,049	75,056,523	(15,526)	To adjust budget for 90 day job vacancies.	-	(15,526)
<i>Total: Group Self-Insurance Fund</i>			(15,526)		-	(15,526)
Total Appropriation Budget Adjustments			\$ 3,115,643		\$ 176,398	\$ 3,115,643