



Gwinnett
Financial Services

MONTHLY
FINANCIAL
STATUS
REPORT

FOR THE PERIOD ENDED
OCTOBER 31, 2023
(UNAUDITED)



MEMORANDUM

TO: Nicole L. Hendrickson, Chairwoman
District Commissioners
Glenn Stephens, County Administrator
Maria Woods, Deputy County Administrator/CFO

FROM: Buffy Alexzulian
Director of Financial Services

DATE: November 16, 2023

SUBJECT: Monthly Financial Report for the Period Ended October 31, 2023

This report, which includes unaudited information through the tenth month of fiscal year 2023, is prepared by the Department of Financial Services as a summary of revenues and expenditures for all County operating funds. The primary purpose of this monthly report is to provide timely information regarding year-to-date financial performance.

This report includes:

Executive Summary	Page 2
General Fund	Page 3
Service District Funds	Page 5
Water & Sewer Operating Fund	Page 8
Administrative Support Fund	Page 9
Recurring Items	Page 10
Financial Report	Page 11
Budget Adjustments by Fund Schedule	Page 57
Semi-Annual Investment Report as of June 30, 2023	Page 74

EXECUTIVE SUMMARY

Distinguished Budget Presentation Award

The Government Finance Officers Association of the United States and Canada (GFOA) presented the Distinguished Budget Presentation Award to Gwinnett County, Georgia, for its annual budget for the fiscal year beginning January 1, 2023. To receive this award, a governmental unit must publish a budget document that meets program criteria as a policy document, financial plan, operations guide, and communications device. Gwinnett County has received this prestigious award for 35 years.

2024 Budget Presentation

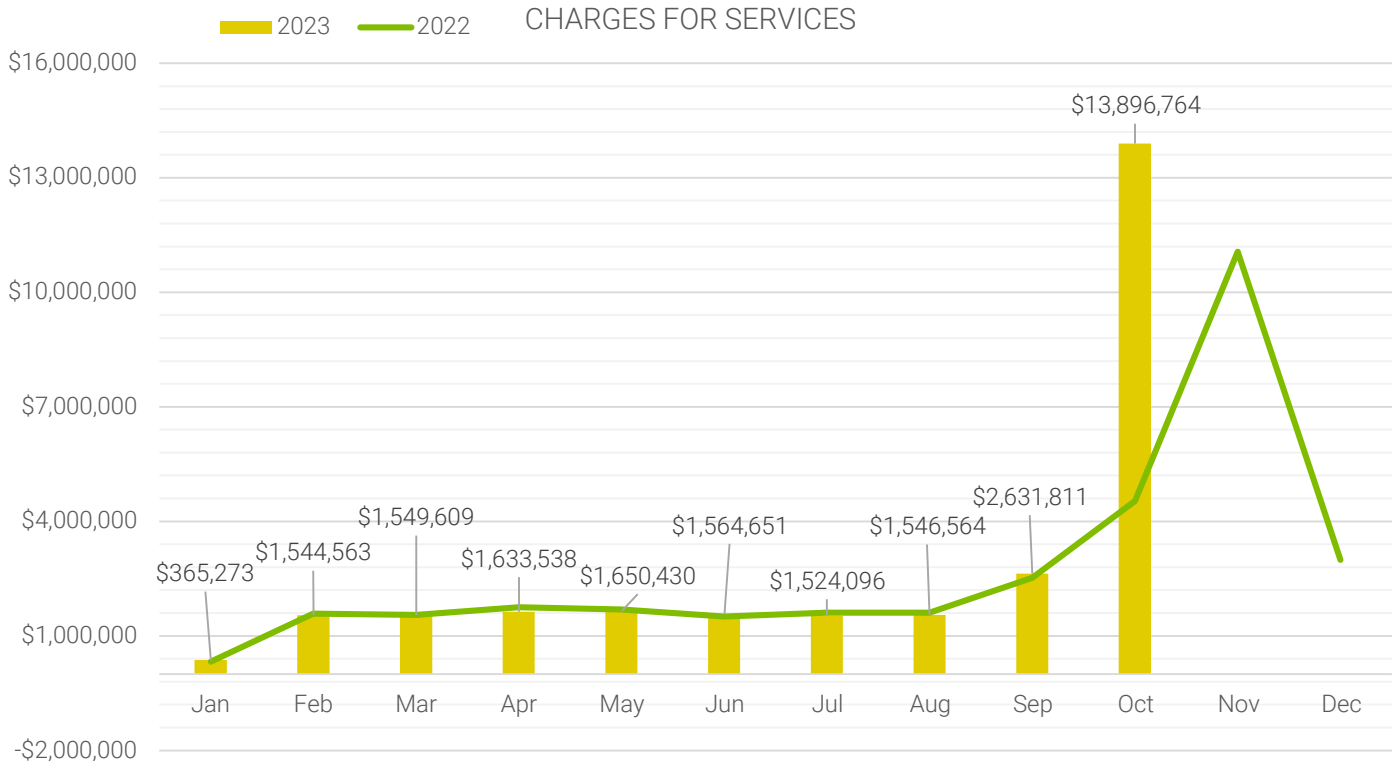
Chairwoman Nicole Hendrickson presented the proposed \$2.5 billion budget for the fiscal year 2024 during a briefing on November 14, 2023. The proposed budget consists of a \$1.96 billion operating budget and a \$542 million capital improvements budget, which includes funds from the County's SPLOST program. More information about the proposed budget is available on [Gwinnett County's website](#).

Commissioners will hold a public hearing on Monday, December 4, 2023, at 6:30 pm in the Gwinnett Justice and Administration Center auditorium to receive comments on the proposed budget. Public input is also being accepted online via the [County's website](#) through December 31. The Board of Commissioners will consider the fiscal year 2024 budget on Tuesday, January 2, 2024.

GENERAL FUND (PAGE 11)

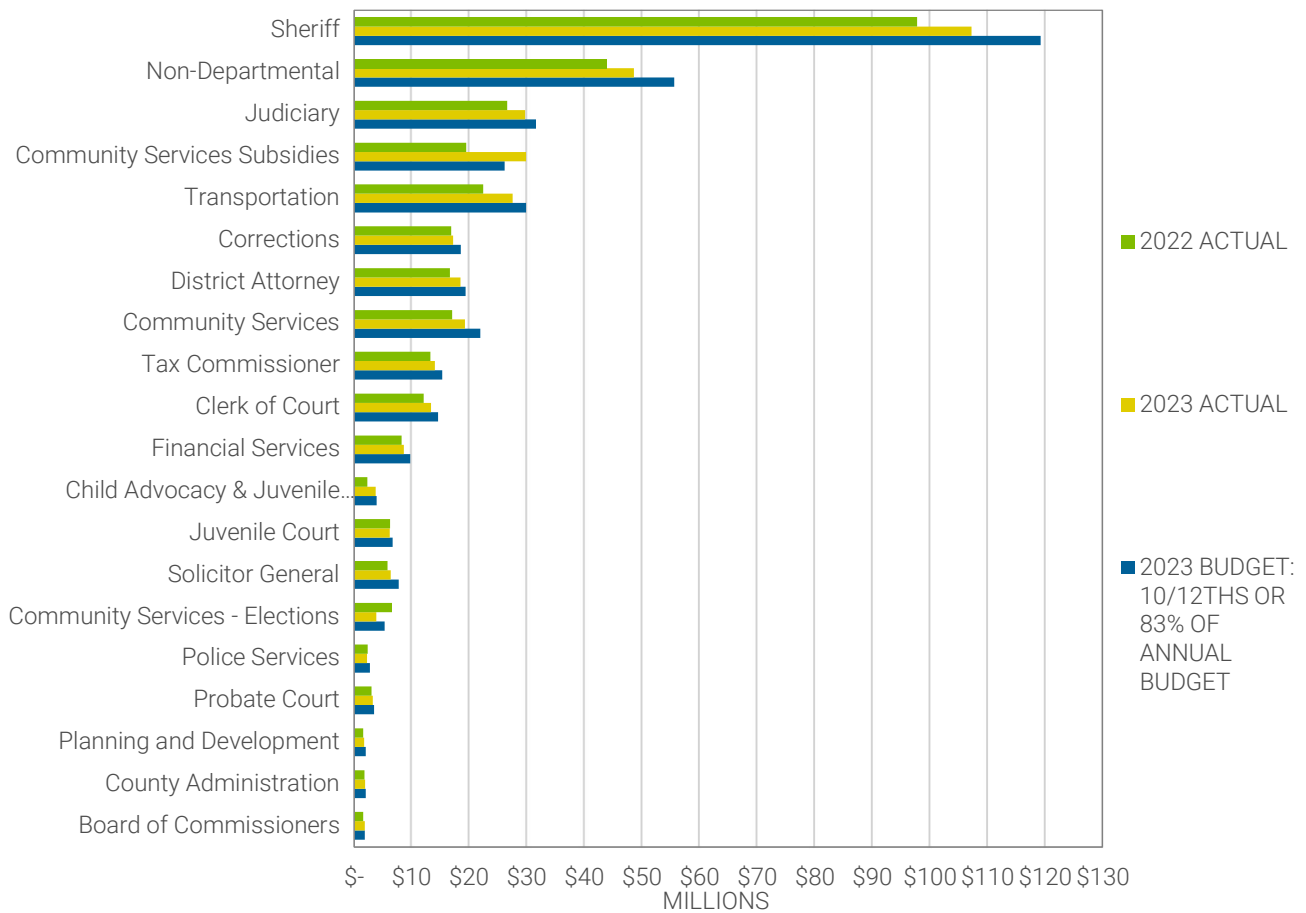
The General Fund accounts for all County revenues and expenditures not restricted to or accounted for in other funds. The County's General Fund supports services that benefit stakeholders, businesses, and residents countywide, such as sheriff, jail, courts, correctional facility, tax commissioner, health and human services, transportation, and elections.

The main revenue source for the General Fund is property taxes, which reflects higher collections in October when compared to last year. Further discussion on property taxes can be found in the Recurring Items section. Charges for Services revenue is another major revenue category in the General Fund. In the chart below, the yellow bars are 2023 monthly revenues, and the green line represents monthly collections for 2022.



Last year there were significant increases in monthly collections around the property tax due date of November 1, 2022. The increases in 2023 are showing earlier than last year, due to an October 15 due date. Charges for Services revenue is up approximately \$9 million mostly due to an increase in Tax Commissioner collections. Also, please note that January receipts were much lower than in other months. This is because most of January's collections were for prior year services and were recorded in the prior year.

GENERAL FUND
BUDGET VS. ACTUAL BY DEPARTMENT
OCTOBER 2022 – 2023 YTD EXPENDITURES



Support Services and Communications are too small to appear in the chart.

Sheriff’s expenditures are approximately \$9.4 million higher in comparison to the same time last year. This is primarily due to increases in medical contract expenses, additional payments for medications, and a new contract for inmate housing and transport. Although the Sheriff’s expenditures are up, total expenditures are under budget for the percentage of the year that has elapsed. This is primarily due to a high number of vacant positions.

Non-departmental expenditures are approximately \$4.8 million higher than last year due to a planned increase in the amount contributed to capital project funds.

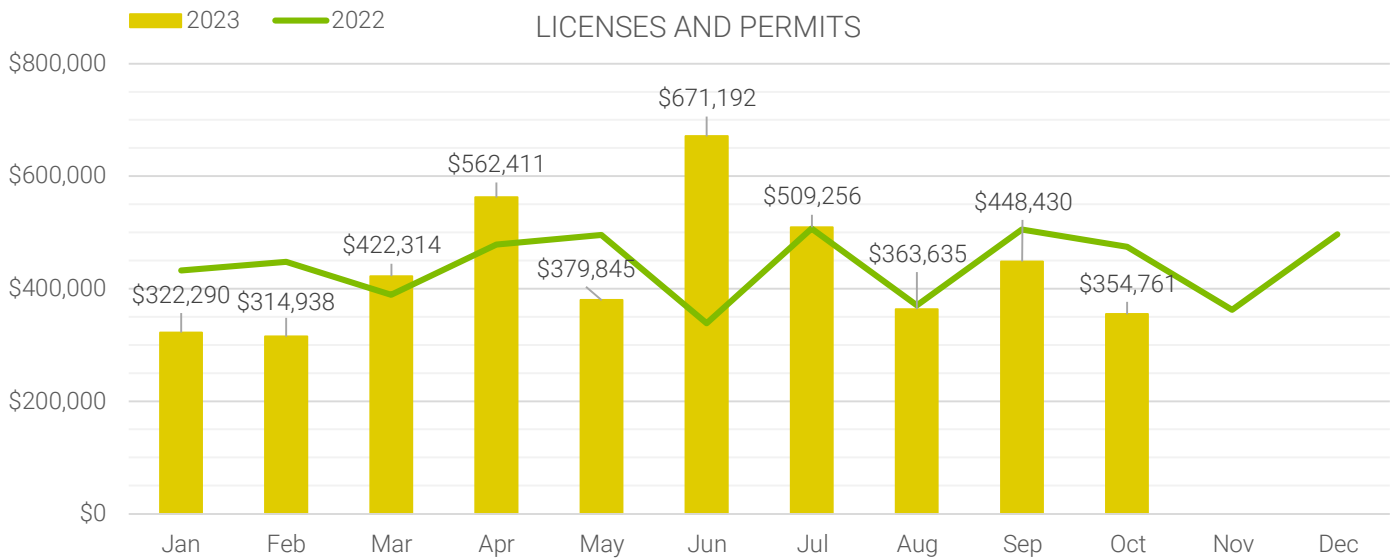
Community Services Subsidies expenditures are up by approximately \$10.4 million compared to last year and are temporarily about \$3.7 million over budget. This is primarily due to the fourth quarter payments being made in October this year for most of the subsidies. Additionally, there was an increase in the library subsidy.

Community Services – Elections expenditures are approximately \$2.7 million lower in comparison to last year. This is mainly attributed to 2023 being a non-election year.

DEVELOPMENT & ENFORCEMENT SERVICES DISTRICT FUND (PAGE 13)

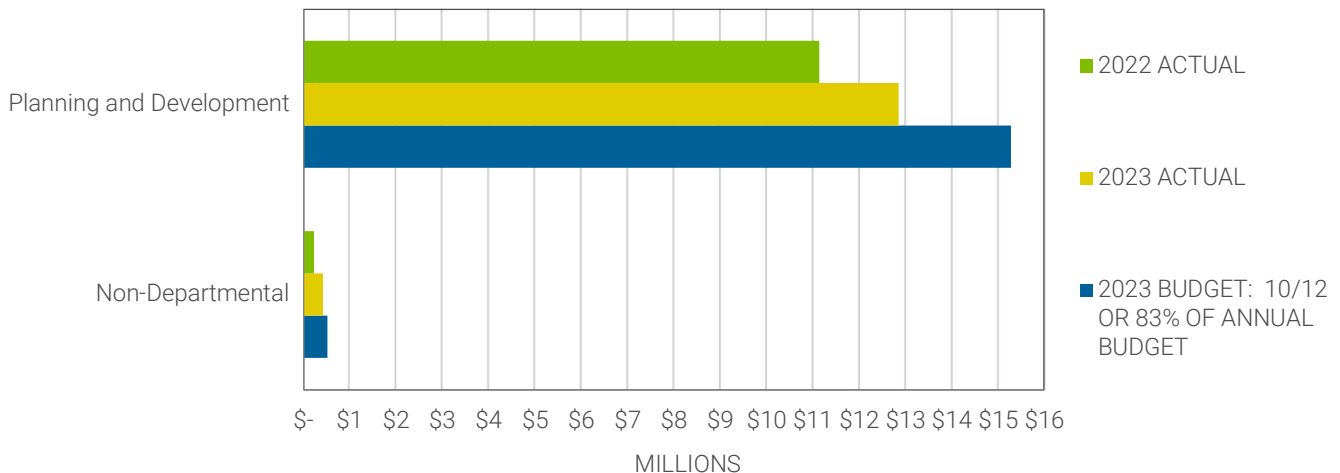
The County is responsible for providing short-term planning and code enforcement services within the Development and Enforcement Services District. This district includes all properties within unincorporated Gwinnett County.

The main revenue source for the Development and Enforcement Services District is property taxes. Further discussion on property taxes can be found in the Recurring Items section. Licenses and Permits are another major revenue category in this fund, shown in the chart below. The yellow bars are 2023 monthly revenues, and the green line represents monthly collections for 2022. In total, Licenses and Permits are down approximately \$90,000 when compared to the same time last year. This is attributed to a decrease in commercial permits.



Year-to-date Charges for Services are down approximately \$192,000 or 22 percent when compared to last year, and are under budget by approximately 16 percent. This is mainly due to a decrease in development permits.

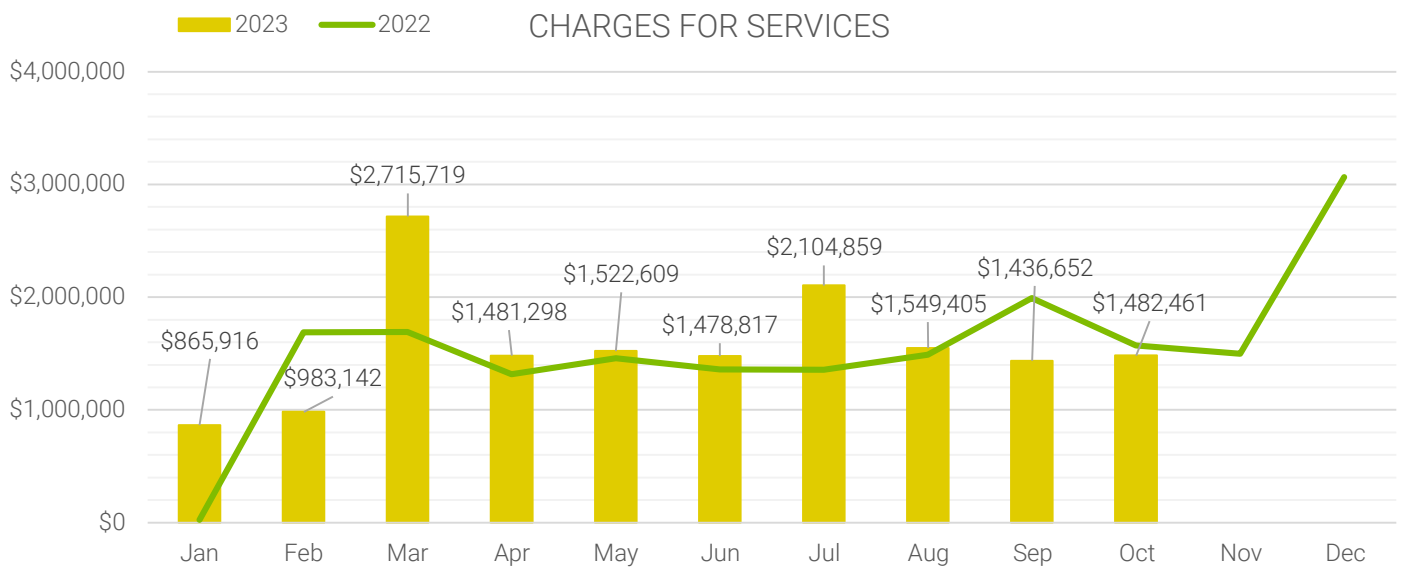
DEVELOPMENT AND ENFORCEMENT SERVICES DISTRICT FUND
BUDGET VS. ACTUAL BY DEPARTMENT
OCTOBER 2022 – 2023 YTD EXPENDITURES



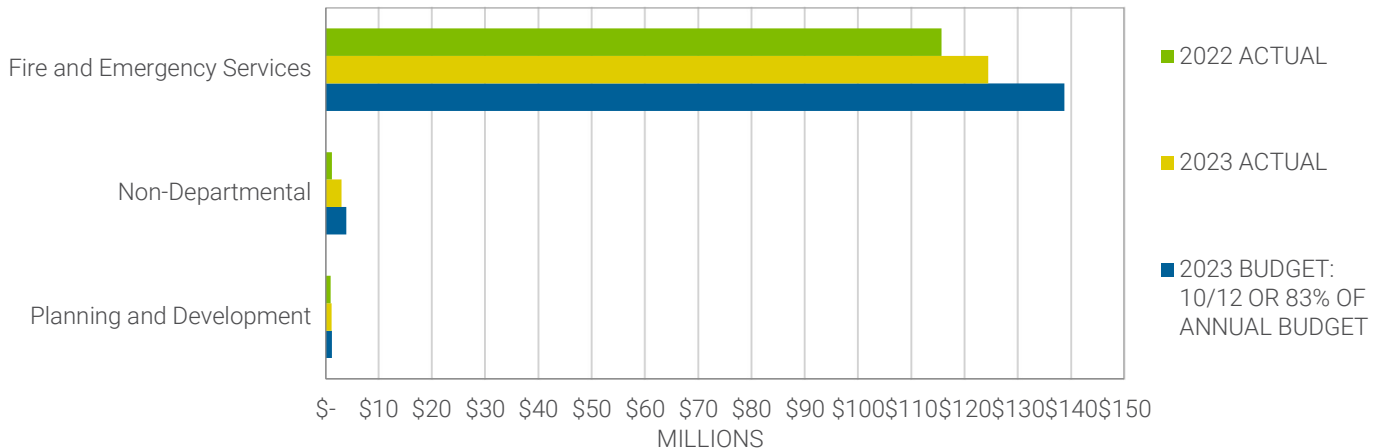
FIRE AND EMERGENCY MEDICAL SERVICES DISTRICT FUND (PAGE 14)

Gwinnett County is responsible for providing fire and emergency medical protection within the Fire and Emergency Medical Services District. This district includes all properties within unincorporated Gwinnett County and all cities except Loganville. The City of Loganville operates its own fire department, but residents and businesses continue to receive County-provided emergency medical services.

The main revenue source for the Fire and Emergency Medical Services District fund is property taxes. Further discussion on property taxes can be found in the Recurring Items section. Charges for Services is another major revenue category in this fund and is shown in the chart below. The yellow bars are monthly 2023 revenues, and the green line represents monthly collections for 2022. In total, Charges for Services, which primarily consist of ambulance transport fees, are up approximately \$1.7 million compared to last year. This is mainly attributed to additional payments received from the federal government in March and July to supplement Medicaid payments for ambulance services.



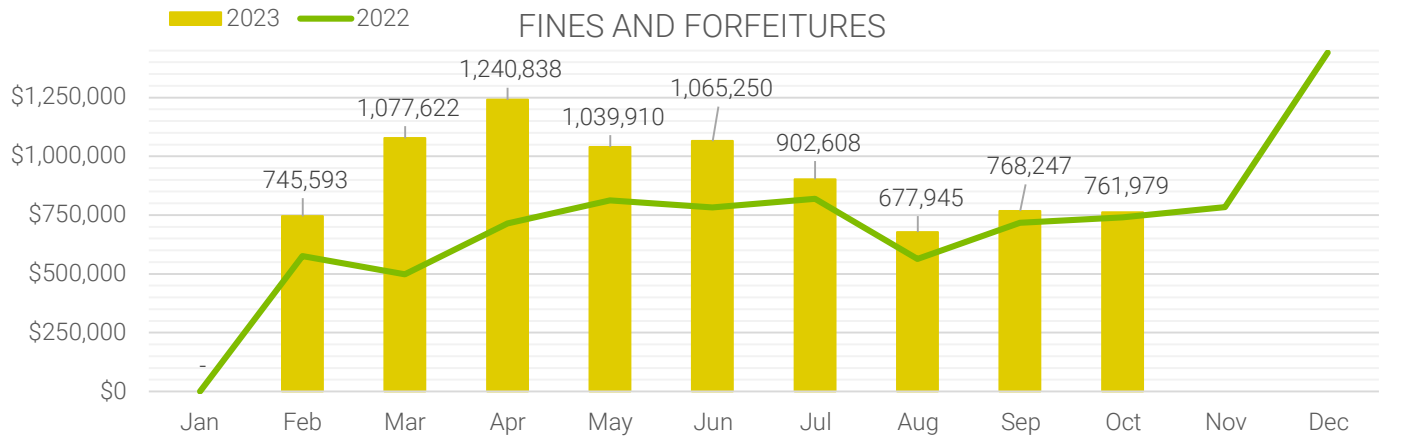
FIRE AND EMERGENCY MEDICAL SERVICES DISTRICT FUND
BUDGET VS. ACTUAL BY DEPARTMENT
OCTOBER 2022 – 2023 YTD EXPENDITURES



POLICE SERVICES DISTRICT FUND (PAGE 16)

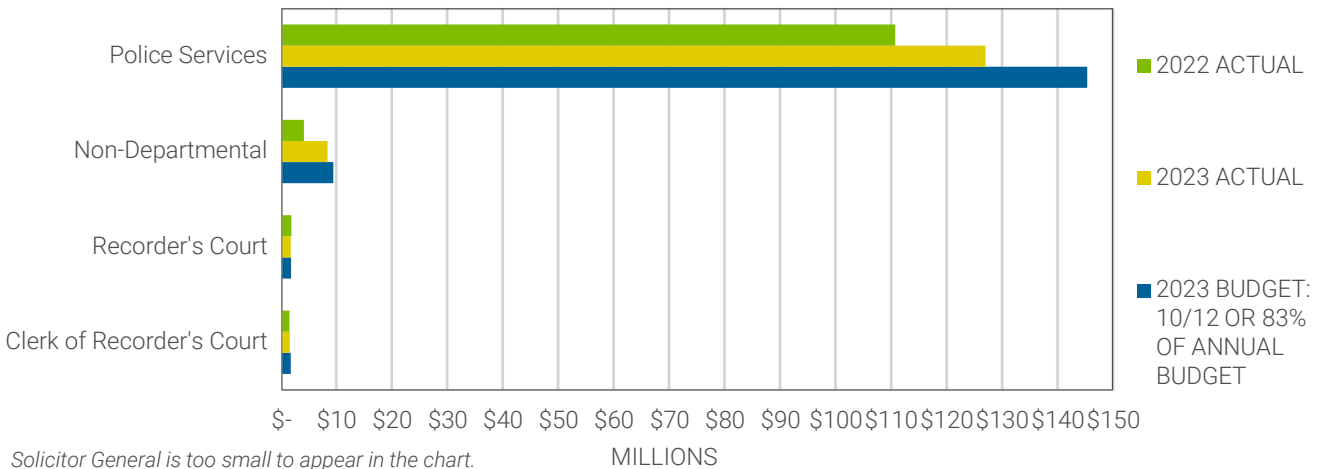
Gwinnett County is responsible for providing police protection within the Police Services District. This district includes all properties within unincorporated Gwinnett County and cities that do not operate their own police departments (Berkeley Lake, Buford, Grayson, Dacula, Peachtree Corners, Rest Haven, and Sugar Hill).

The main revenue source for the Police Services District is property taxes. Further discussion on property taxes can be found in the Recurring Items section. Fines and Forfeitures are another major revenue category for this fund, as shown in the chart below. Through October 2023, Fines and Forfeitures are up approximately \$2 million compared to 2022, due to an increase in the number of schools in the school zone automated speed detection program.



Insurance premium taxes reflect a \$4.3 million increase when compared to last year. Insurance premium taxes were distributed in October by the State Insurance Commissioner based on population formulas.

POLICE SERVICES DISTRICT FUND
BUDGET VS. ACTUAL BY DEPARTMENT
OCTOBER 2022 – 2023 YTD EXPENDITURES

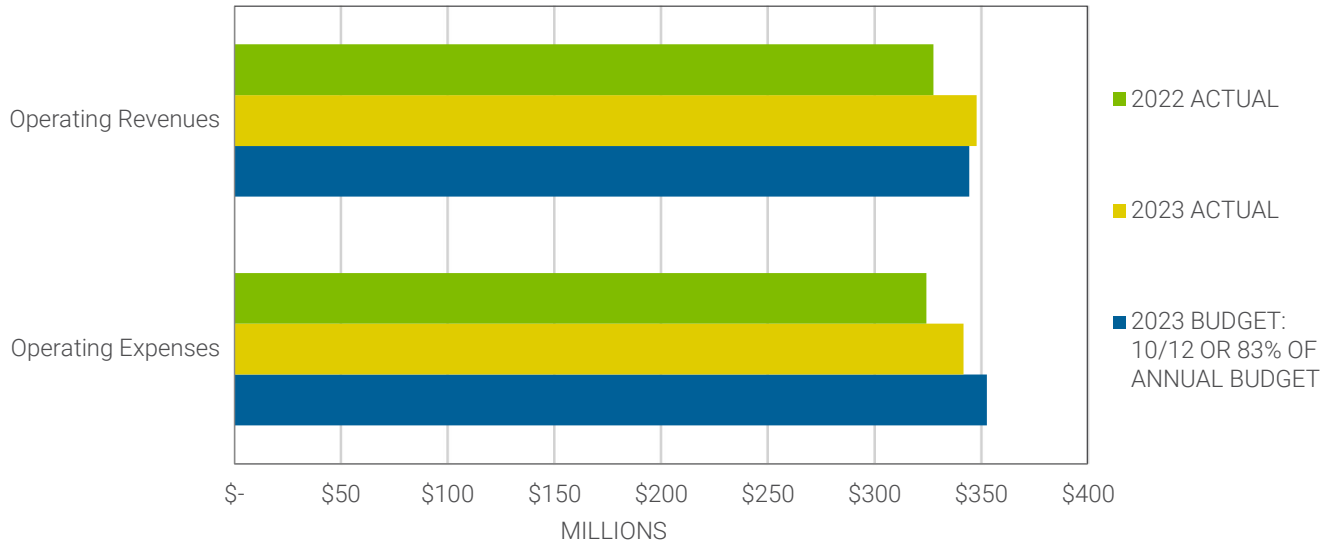


Police Services District Fund expenses are up approximately \$20.5 million when compared to last year. This is primarily due to higher personnel costs, increased contributions for vehicle replacements, and the new contract for licensing and replacing equipment such as body cameras, dash cameras, and tasers.

WATER & SEWER OPERATING FUND (PAGE 50)

The Water and Sewer Operating Fund supports the operation, maintenance, and capital improvement of the water and sewer system.

WATER AND SEWER OPERATING FUND
OCTOBER 2022 – 2023 YTD REVENUES AND EXPENSES



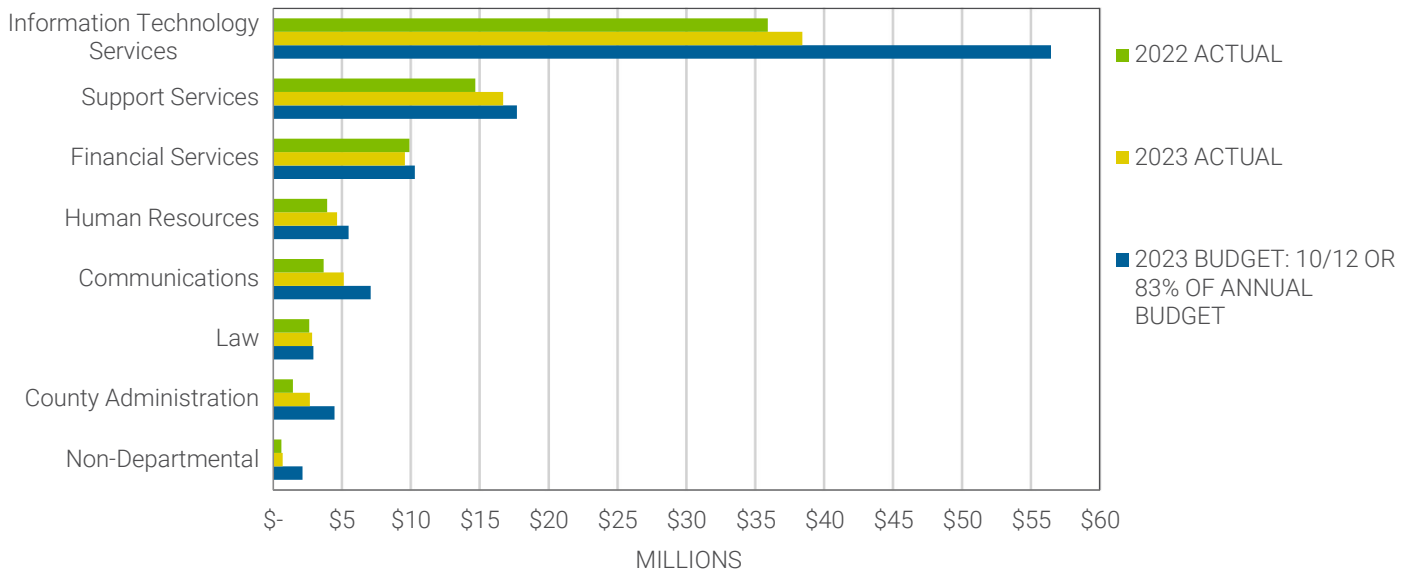
Year-to-date Water and Sewer Operating Fund revenues are up approximately \$20.3 million, or 6.2 percent, compared to last year. The increase is primarily due to water and sewer rate increases that went into effect in January as well as increased consumption.

Year-to-date, Water and Sewer Operating Fund expenses are up approximately \$17.4 million, or 5.4 percent, compared to last year. This is mainly due to increases in chemicals, personnel services, and industrial repairs and maintenance costs. However, expenses in the Water and Sewer Operating Fund are approximately \$10.3 million, or 2.9 percent, under budget. This is mainly due to underutilization in areas such as professional services and utility costs.

ADMINISTRATIVE SUPPORT FUND (PAGE 51)

The Administrative Support Fund accounts for the activities of all central support departments not reported elsewhere: County Administration, Communications, Financial Services, Human Resources, Information Technology Services, Law, and Support Services. These activities are funded by indirect cost charges to all other funds receiving benefits.

ADMINISTRATIVE SUPPORT FUND
BUDGET VS. ACTUAL BY DEPARTMENT
OCTOBER 2022 – 2023 YTD EXPENSES

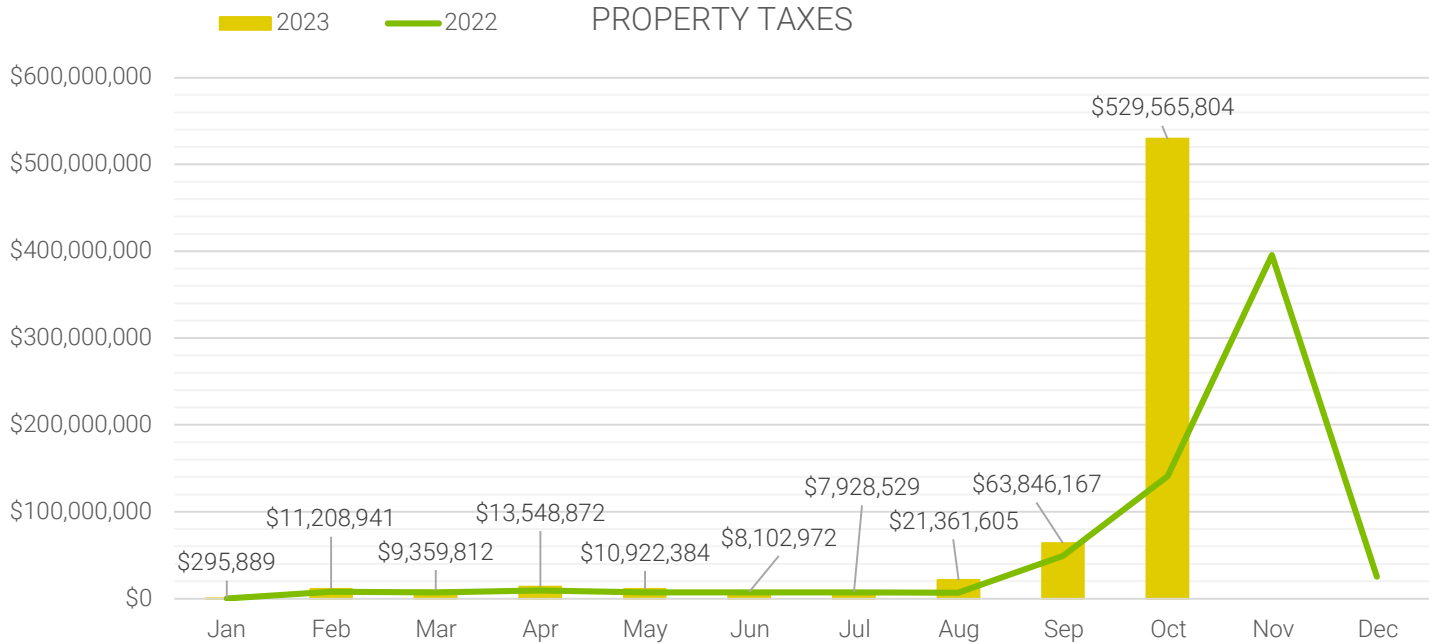


Information Technology Services' expenses through October are up approximately \$2.5 million, or 7 percent, compared to last year. This is primarily due to increased costs for consulting technology solutions services and supply costs for computer replacement. However, ITS expenses are approximately \$18 million, or 32 percent under budget. This variance is primarily attributable to license support, computer supplies, professional services, and contracted industrial repair and maintenance, which are typically expensed towards the end of the year.

RECURRING ITEMS

Property Taxes

The County collects property taxes in the fall to fund services for the current year. For 2023, the property tax due date was October 15 compared to the due date of November 1 in 2022. As a result of this difference in timing and due to increased collections from settled appeals related to the prior year, property tax revenues across all tax-related funds are up \$434 million compared to the same time last year. Those funds are General, Development & Enforcement, Fire & EMS, Police, Recreation, and Economic Development Tax Funds. Some special assessments are also included on property tax bills. Those collections are reflected in the Speed Hump, Street Lighting, and Stormwater Funds.



The chart above shows the monthly collections of property taxes across all funds. The green line represents 2022 collections and shows most property taxes were collected around the due date of November 1, 2022. Also, when reviewing the chart, please note that January has lower receipts than other months and its bar is barely visible. This is typical, as most collections in January are for the prior year's property taxes and are recorded in the previous year.

Investment Income

Investment revenue is up \$18.4 million year-over-year across all operating funds and is expected to remain strong for the remainder of 2023. In August, investment revenue budgets were adjusted in line with current projections. Interest rates and investment revenues are expected to remain high for the near future.

Economy

We are beginning to see the effects of the current economy. Because of higher interest rates, some County revenues related to real estate transactions are decreasing. For example, intangible recording and real estate transfer tax revenue decreased \$4.4 million or 35% from the previous year. However, we are also seeing significant increases in our investment income as a result of the higher interest rates.

YTD FINANCIAL REPORT 2023 | GWINNETT COUNTY

General Fund (001)

The General Fund is the primary tax and operating fund for all County revenues and expenditures that are not accounted for in other funds.

	FY 2023				FY 2022	
	2023 Adopted Budget	Current Annual Budget as of 10/31/2023	Actuals YTD as of 10/31/2023	% Actual to Current Budget	Actuals YTD as of 10/31/2022	% Actual to 10/31/2022 Budget
Fund Balance January 1	\$ 229,423,333	\$ 229,423,333	\$ 229,423,333			
Revenues:						
Taxes	\$ 413,318,092	\$ 413,318,092	\$ 381,240,841	92.24%	\$ 178,068,484	49.82%
Licenses and Permits	5,263,365	5,263,365	3,169,001	60.21%	3,142,489	60.45%
Intergovernmental	4,012,581	4,207,958	3,234,064	76.86%	3,864,960	94.99%
Charges for Services	31,466,356	31,466,356	27,907,298	88.69%	18,674,864	60.38%
Fines and Forfeitures	3,201,175	3,201,175	2,360,100	73.73%	2,667,931	111.63%
Investment Income	1,173,830	7,006,362	5,311,369	75.81%	773,248	311.89%
Contributions and Donations	87,250	103,675	27,073	26.11%	23,938	26.32%
Miscellaneous	1,763,192	1,763,192	1,991,429	112.94%	2,176,840	137.35%
Other Financing Sources	-	43,249	93,893	217.10%	379,410	-
Revenues without Use of Fund Balance	460,285,841	466,373,424	425,335,068	91.20%	209,772,164	52.19%
Use of Fund Balance	6,025,201	12,232,420	-	0.00%	-	0.00%
TOTAL REVENUES	\$ 466,311,042	\$ 478,605,844	\$ 425,335,068	88.87%	\$ 209,772,164	46.65%
Appropriations:						
Board of Commissioners	\$ 2,120,731	\$ 2,248,618	\$ 1,894,558	84.25%	\$ 1,586,288	81.56%
Communications	-	689,942	130,753	18.95%	-	-
County Administration	3,920,202	2,465,815	1,922,091	77.95%	1,836,684	59.08%
Financial Services	11,728,246	11,692,885	8,680,303	74.24%	8,244,625	74.54%
Tax Commissioner	18,396,689	18,396,689	14,046,690	76.35%	13,278,544	79.26%
Transportation	36,189,397	35,846,662	27,530,462	76.80%	22,447,526	75.35%
Planning and Development	2,430,648	2,438,862	1,774,009	72.74%	1,609,622	55.41%
Police Services	3,339,838	3,331,138	2,243,042	67.34%	2,374,558	61.74%
Corrections	22,101,964	22,233,964	17,196,745	77.34%	16,894,461	78.39%
Community Services	26,438,943	26,313,331	19,278,437	73.26%	17,022,777	76.15%
Community Services Subsidies:						
Atlanta Regional Commission	1,182,442	1,192,442	1,192,442	100.00%	801,950	73.62%
Board of Health	2,500,000	2,500,000	2,500,000	100.00%	1,555,981	75.00%
Coalition for Health & Human Services	235,088	235,088	235,088	100.00%	176,316	75.00%
Dept of Family & Children's Services	660,638	660,638	495,479	75.00%	495,479	75.00%
Food Insecurity	150,000	150,000	110,172	73.45%	-	0.00%
Forestry	7,358	7,358	7,358	100.00%	7,358	84.59%
HealthCare Initiative	400,000	400,000	400,000	100.00%	-	-
Homelessness Prevention	500,000	500,000	176,894	35.38%	450,000	75.00%
Indigent Medical	550,000	550,000	-	0.00%	-	0.00%
Library In-House Services	1,229,939	1,229,939	805,119	65.46%	671,404	52.37%
Library Subsidy	22,901,495	22,901,495	22,901,495	100.00%	14,551,121	75.00%
Mental Health	1,043,341	1,043,341	1,043,341	100.00%	782,506	75.00%
Total Community Services Subsidies	31,360,301	31,370,301	29,867,386	95.21%	19,492,114	71.94%
Community Services - Elections	6,477,376	6,400,005	3,863,718	60.37%	6,570,587	27.46%

YTD FINANCIAL REPORT 2023 | GWINNETT COUNTY

General Fund (001)

The General Fund is the primary tax and operating fund for all County revenues and expenditures that are not accounted for in other funds.

	FY 2023				FY 2022	
	2023 Adopted Budget	Current Annual Budget as of 10/31/2023	Actuals YTD as of 10/31/2023	% Actual to Current Budget	Actuals YTD as of 10/31/2022	% Actual to 10/31/2022 Budget
Juvenile Court	6,066,954	8,044,454	6,202,392	77.10%	6,272,204	82.39%
Child Advocacy & Juvenile Services	4,693,660	4,725,160	3,763,126	79.64%	2,332,957	71.97%
Sheriff	141,999,004	143,187,004	107,271,828	74.92%	97,829,070	74.57%
Clerk of Court	17,089,628	17,528,553	13,392,534	76.40%	12,114,759	77.19%
Judiciary	31,173,535	37,959,535	29,749,625	78.37%	26,593,399	80.75%
Probate Court	3,947,380	4,199,180	3,260,067	77.64%	3,050,061	74.23%
District Attorney	23,044,949	23,256,583	18,516,636	79.62%	16,667,207	78.20%
Solicitor General	9,288,824	9,288,824	6,385,205	68.74%	5,843,938	70.64%
Support Services	255,112	255,112	230,994	90.55%	217,027	84.46%
Non-Departmental:						
Contingency	1,628,000	1,553,943	-	0.00%	-	0.00%
Contribution to Airport	900,000	900,000	750,000	83.33%	541,667	83.33%
Contribution to Capital	23,716,495	33,676,286	26,814,724	79.62%	20,069,693	71.46%
Contribution to Local Transit	18,500,000	18,500,000	15,416,667	83.33%	17,198,088	89.50%
Grant Match	100,000	100,000	-	0.00%	-	0.00%
Gwinnett Hospital Authority	1,000,000	1,000,000	1,000,000	100.00%	1,000,000	100.00%
Medical Examiner	1,654,744	1,718,801	1,427,687	83.06%	1,331,776	83.51%
Partnership Gwinnett	500,000	500,000	400,000	80.00%	400,000	80.00%
Pauper Burial	175,000	175,000	110,235	62.99%	82,590	47.19%
Reserves - Compensation	1,300,000	1,300,000	-	0.00%	-	0.00%
Reserves - Court Interpreters	900,000	287,300	-	0.00%	-	0.00%
Reserves - Court Reporters	1,250,000	562,500	-	0.00%	-	0.00%
Reserves - Fuel/Parts	81,000	81,000	-	0.00%	-	0.00%
Reserves - Indigent Defense	6,710,000	1,865,975	-	0.00%	-	0.00%
Reserves - Inmate Housing	25,000	25,000	-	0.00%	-	0.00%
Reserves - Judicial	50,000	50,000	-	0.00%	-	0.00%
Reserves - Pension	200,000	200,000	-	0.00%	-	0.00%
Reserves - Prisoner Medical	1,760,000	440,000	-	0.00%	-	0.00%
800 MHZ Maintenance	3,478,422	3,478,422	2,478,384	71.25%	2,364,039	72.99%
Other Governmental Agencies	115,000	115,000	100,942	87.78%	507,728	98.59%
Other Miscellaneous	204,000	204,000	136,180	66.75%	300,274	79.47%
Total Non-Departmental	64,247,661	66,733,227	48,634,819	72.88%	43,795,855	72.16%
TOTAL APPROPRIATIONS	\$ 466,311,042	\$ 478,605,844	\$ 365,835,420	76.44%	\$ 326,074,263	72.52%
Projected Fund Balance December 31	\$ 223,398,132	\$ 217,190,913				
Fund Balance as of Report Date			\$ 288,922,981			

YTD FINANCIAL REPORT 2023 | GWINNETT COUNTY

Development & Enforcement District Fund (104)

The Development and Enforcement Services District Fund is used to account for the revenues and expenditures attributable to the Development and Enforcement Services District. Gwinnett County is responsible for providing short-term planning and code enforcement services within this district. This District includes all properties within unincorporated Gwinnett County.

	FY 2023			% Actual to Current Budget	FY 2022	
	2023 Adopted Budget	Current Annual Budget as of 10/31/2023	Actuals YTD as of 10/31/2023		Actuals YTD as of 10/31/2022	% Actual to 10/31/2022 Budget
Fund Balance January 1	\$ 14,044,491	\$ 14,044,491	\$ 14,044,491			
Revenues:						
Taxes	\$ 10,722,515	\$ 10,722,515	\$ 11,090,362	103.43%	\$ 3,240,290	34.84%
Licenses and Permits	4,933,120	4,933,120	4,349,073	88.16%	4,438,788	118.29%
Intergovernmental	45,000	45,000	48,829	108.51%	65,417	114.58%
Charges for Services	1,002,275	1,002,275	667,232	66.57%	859,032	109.98%
Investment Income	103,209	500,000	447,169	89.43%	113,411	226.49%
Miscellaneous	-	-	8,662	-	9,752	-
Revenues without Use of Fund Balance	16,806,119	17,202,910	16,611,327	96.56%	8,726,690	62.59%
Use of Fund Balance	1,616,839	1,755,332	-	0.00%	-	0.00%
TOTAL REVENUES	\$ 18,422,958	\$ 18,958,242	\$ 16,611,327	87.62%	\$ 8,726,690	57.04%
Appropriations:						
Planning and Development	\$ 17,807,958	\$ 18,343,242	\$ 12,863,463	70.13%	\$ 11,142,465	75.20%
Non-Departmental:						
Reserves - Compensation	74,000	74,000	-	0.00%	-	0.00%
Reserves - Fuel/Parts	5,000	5,000	-	0.00%	-	0.00%
Non-Departmental D&E	536,000	536,000	416,667	77.74%	224,167	63.23%
Total Non-Departmental	615,000	615,000	416,667	67.75%	224,167	46.36%
TOTAL APPROPRIATIONS	\$ 18,422,958	\$ 18,958,242	\$ 13,280,130	70.05%	\$ 11,366,632	74.29%
Projected Fund Balance December 31	\$ 12,427,652	\$ 12,289,159				
Fund Balance as of Report Date			\$ 17,375,688			

YTD FINANCIAL REPORT 2023 | GWINNETT COUNTY

Fire and EMS District Fund (102)

The Fire and Emergency Medical Services District Fund is used to account for the revenues and expenditures attributable to the Fire and Emergency Medical Service District. This district includes all properties within unincorporated Gwinnett County and all cities except Loganville. Gwinnett County is responsible for providing fire and emergency medical protection within this district. The City of Loganville operates its own fire department, but residents and businesses will continue to receive county-provided emergency medical services.

	FY 2023			% Actual to Current Budget	FY 2022	
	2023 Adopted Budget	Current Annual Budget as of 10/31/2023	Actuals YTD as of 10/31/2023		Actuals YTD as of 10/31/2022	% Actual to 10/31/2022 Budget
Fund Balance January 1	\$ 81,814,202	\$ 81,814,202	\$ 81,814,202			
Revenues:						
Taxes	\$ 143,376,500	\$ 143,376,500	\$ 144,670,279	100.90%	\$ 43,954,036	35.61%
Licenses and Permits	1,070,000	1,070,000	908,314	84.89%	911,147	99.80%
Intergovernmental	584,000	584,000	663,375	113.59%	981,149	132.86%
Charges for Services	16,287,660	16,287,660	15,620,876	95.91%	13,951,335	85.68%
Investment Income	346,506	2,100,000	1,860,334	88.59%	184,018	184.01%
Contributions and Donations	-	-	605	-	1,404	-
Miscellaneous	3,000	3,000	70,398	2,346.60%	102,228	5,111.40%
Revenues without Use of Fund Balance	161,667,666	163,421,160	163,794,181	100.23%	60,085,317	42.47%
Use of Fund Balance	11,136,302	9,247,846	-	0.00%	-	0.00%
TOTAL REVENUES	\$ 172,803,968	\$ 172,669,006	\$ 163,794,181	94.86%	\$ 60,085,317	39.19%
Appropriations:						
Planning and Development	\$ 1,428,220	\$ 1,428,220	\$ 1,091,185	76.40%	\$ 935,941	82.21%
Fire and Emergency Services	166,723,946	166,588,984	124,537,802	74.76%	115,733,816	77.69%
Non-Departmental:						
Reserves - Compensation	660,000	660,000	-	0.00%	-	0.00%
Reserves - Fuel/Parts	76,000	76,000	-	0.00%	-	0.00%
Non-Departmental Fire EMS Fund	3,915,802	3,915,802	2,975,668	75.99%	1,166,667	39.95%
Total Non-Departmental	4,651,802	4,651,802	2,975,668	63.97%	1,166,667	36.10%
TOTAL APPROPRIATIONS	\$ 172,803,968	\$ 172,669,006	\$ 128,604,655	74.48%	\$ 117,836,424	76.85%
Projected Fund Balance December 31	\$ 70,677,900	\$ 72,566,356				
Fund Balance as of Report Date			\$ 117,003,728			

YTD FINANCIAL REPORT 2023 | GWINNETT COUNTY

Loganville EMS District Fund (103)

The Loganville Emergency Medical Services District Fund is used to account for the revenues and expenditures attributable to the Loganville Emergency Medical Services District. This district includes all properties within the portion of incorporated Loganville that lie within Gwinnett County. The County is responsible for providing emergency medical services within this district. The majority of expenditures are recorded in the fall based upon the certified property tax digest as outlined in the intergovernmental agreement with the City of Loganville.

	FY 2023			% Actual to Current Budget	FY 2022	
	2023 Adopted Budget	Current Annual Budget as of 10/31/2023	Actuals YTD as of 10/31/2023		Actuals YTD as of 10/31/2022	% Actual to 10/31/2022 Budget
Fund Balance January 1	\$ 538,755	\$ 538,755	\$ 538,755			
Revenues:						
Investment Income	\$ 5,378	\$ 14,000	\$ 11,490	82.07%	\$ 4,220	276.90%
Revenues without Use of Fund Balance	5,378	14,000	11,490	82.07%	4,220	276.90%
Use of Fund Balance	71,864	63,242	-	0.00%	-	0.00%
TOTAL REVENUES	\$ 77,242	\$ 77,242	\$ 11,490	14.88%	\$ 4,220	6.79%
Appropriations:						
Loganville EMS	\$ 77,242	\$ 77,242	\$ 75,191	97.34%	\$ 54,538	87.75%
TOTAL APPROPRIATIONS	\$ 77,242	\$ 77,242	\$ 75,191	97.34%	\$ 54,538	87.75%
Projected Fund Balance December 31	\$ 466,891	\$ 475,513				
Fund Balance as of Report Date			\$ 475,054			

YTD FINANCIAL REPORT 2023 | GWINNETT COUNTY

Police Services District Fund (106)

The Police Services District Fund is used to account for the revenues and expenditures attributable to the Police Services District. This district includes all properties within unincorporated Gwinnett County and cities that do not operate their own police departments (Berkeley Lake, Buford, Grayson, Dacula, Peachtree Corners, Rest Haven, and Sugar Hill). Gwinnett County is responsible for providing police protection within this district.

	FY 2023			% Actual to Current Budget	FY 2022	
	2023 Adopted Budget	Current Annual Budget as of 10/31/2023	Actuals YTD as of 10/31/2023		Actuals YTD as of 10/31/2022	% Actual to 10/31/2022 Budget
Fund Balance January 1	\$ 107,471,422	\$ 107,471,422	\$ 107,471,422			
Revenues:						
Taxes	\$ 106,680,192	\$ 106,680,192	\$ 107,978,869	101.22%	\$ 32,433,296	35.46%
Insurance Premium Taxes	51,705,000	51,705,000	59,023,476	114.15%	54,680,954	120.25%
Intergovernmental	276,000	276,000	480,513	174.10%	671,494	191.86%
Charges for Services	2,001,000	1,001,000	926,817	92.59%	931,805	112.59%
Fines and Forfeitures	13,547,506	13,547,506	8,279,991	61.12%	6,223,404	83.26%
Investment Income	514,989	3,000,000	2,175,428	72.51%	302,014	179.76%
Miscellaneous	477,388	477,388	516,936	108.28%	508,252	167.62%
Revenues without Use of Fund Balance	175,202,075	176,687,086	179,382,030	101.53%	95,751,219	65.56%
Use of Fund Balance	15,672,686	13,952,213	-	0.00%	-	0.00%
TOTAL REVENUES	\$ 190,874,761	\$ 190,639,299	\$ 179,382,030	94.09%	\$ 95,751,219	57.43%
Appropriations:						
Police Services	\$ 174,717,077	\$ 174,546,215	\$ 127,081,351	72.81%	\$ 110,751,758	72.23%
Recorder's Court	1,788,445	2,054,095	1,649,374	80.30%	1,762,214	79.40%
Solicitor General	858,513	863,513	510,587	59.13%	506,859	50.73%
Clerk of Recorder's Court	1,972,925	1,972,925	1,469,615	74.49%	1,441,166	75.44%
Non-Departmental:						
Reserves - Compensation	670,000	670,000	-	0.00%	-	0.00%
Reserves - Fuel/Parts	158,000	158,000	-	0.00%	-	0.00%
Non-Departmental Police	10,709,801	10,374,551	8,297,334	79.98%	4,031,478	51.03%
Total Non-Departmental	11,537,801	11,202,551	8,297,334	74.07%	4,031,478	48.71%
TOTAL APPROPRIATIONS	\$ 190,874,761	\$ 190,639,299	\$ 139,008,262	72.92%	\$ 118,493,475	71.07%
Projected Fund Balance December 31	\$ 91,798,736	\$ 93,519,209				
Fund Balance as of Report Date			\$ 147,845,190			

YTD FINANCIAL REPORT 2023 | GWINNETT COUNTY

Recreation Fund (105)

The Recreation Fund is used to account for the operations and maintenance of County parks and recreational facilities. Financing is provided by a specific property tax levy and miscellaneous revenues including admissions, concessions, and sport activity fees.

	FY 2023				FY 2022	
	2023 Adopted Budget	Current Annual Budget as of 10/31/2023	Actuals YTD as of 10/31/2023	% Actual to Current Budget	Actuals YTD as of 10/31/2022	% Actual to 10/31/2022 Budget
Fund Balance January 1	\$ 29,395,684	\$ 29,395,684	\$ 29,395,684			
Revenues:						
Taxes	\$ 45,577,378	\$ 45,577,378	\$ 42,964,534	94.27%	\$ 13,945,198	35.48%
Intergovernmental	182,000	182,000	243,750	133.93%	378,709	164.66%
Charges for Services	4,345,723	4,345,723	3,779,393	86.97%	2,934,936	62.70%
Investment Income	129,363	1,000,000	679,951	68.00%	122,009	226.79%
Contributions and Donations	400	33,975	33,597	98.89%	-	0.00%
Miscellaneous	2,446,497	2,446,497	2,603,404	106.41%	2,325,310	96.31%
Other Financing Sources	21,930	21,930	-	0.00%	-	0.00%
TOTAL REVENUES	\$ 52,703,291	\$ 53,607,503	\$ 50,304,629	93.84%	\$ 19,706,162	36.83%
Appropriations:						
Community Services	\$ 50,154,729	\$ 49,804,770	\$ 39,542,605	79.40%	\$ 32,784,445	64.09%
Support Services	35,440	41,940	31,636	75.43%	8,417	24.31%
Non-Departmental:						
Reserves - Compensation	100,000	100,000	-	0.00%	-	0.00%
Reserves - Fuel/Parts	13,000	13,000	-	0.00%	-	0.00%
Non-Departmental Recreation Fund	912,943	906,443	524,953	57.91%	1,860,573	82.78%
Total Non-Departmental	1,025,943	1,019,443	524,953	51.49%	1,860,573	80.45%
Appropriations without Contribution to Fund Balance	51,216,112	50,866,153	40,099,194	78.83%	34,653,435	64.77%
Contribution to Fund Balance	1,487,179	2,741,350	-	0.00%	-	-
TOTAL APPROPRIATIONS	\$ 52,703,291	\$ 53,607,503	\$ 40,099,194	74.80%	\$ 34,653,435	64.77%
Projected Fund Balance December 31	\$ 30,882,863	\$ 32,137,034				
Fund Balance as of Report Date			\$ 39,601,119			

YTD FINANCIAL REPORT 2023 | GWINNETT COUNTY

Economic Development Tax Fund (160)

The Economic Development Tax Fund is used to account for the accumulation of resources to provide funds for financial assistance to the Development Authority of Gwinnett County for economic development purposes in accordance with O.C.G.A. § 48-5-220(20).

	FY 2023			% Actual to Current Budget	FY 2022	
	2023 Adopted Budget	Current Annual Budget as of 10/31/2023	Actuals YTD as of 10/31/2023		Actuals YTD as of 10/31/2022	% Actual to 10/31/2022 Budget
Fund Balance January 1	\$ 13,173,533	\$ 13,173,533	\$ 13,173,533			
Revenues:						
Taxes	\$ 13,424,387	\$ 13,424,387	\$ 13,736,567	102.33%	\$ 4,169,438	36.09%
Intergovernmental	55,000	55,000	60,225	109.50%	87,128	124.47%
Investment Income	-	500,000	452,368	90.47%	37,289	-
Revenues without Use of Fund Balance	13,479,387	13,979,387	14,249,160	101.93%	4,293,855	36.94%
Use of Fund Balance	4,636,513	4,136,513	-	0.00%	-	0.00%
TOTAL REVENUES	\$ 18,115,900	\$ 18,115,900	\$ 14,249,160	78.66%	\$ 4,293,855	29.08%
Appropriations:						
Non-Departmental:						
Development Authority Activity	\$ 18,115,900	\$ 18,115,900	\$ 6,371,023	35.17%	\$ 4,453,530	30.16%
Total Non-Departmental	18,115,900	18,115,900	6,371,023	35.17%	4,453,530	30.16%
TOTAL APPROPRIATIONS	\$ 18,115,900	\$ 18,115,900	\$ 6,371,023	35.17%	\$ 4,453,530	30.16%
Projected Fund Balance December 31	\$ 8,537,020	\$ 9,037,020				
Fund Balance as of Report Date			\$ 21,051,670			

YTD FINANCIAL REPORT 2023 | GWINNETT COUNTY

Gwinnett Place TAD Fund (165)

The Gwinnett Place TAD Fund is used to account for positive tax increment revenues attributable to the Gwinnett Place Tax Allocation District (TAD). These revenues are used to pay for redevelopment costs that provide substantial public benefit in accordance with the Gwinnett Place Redevelopment Plan. This district includes properties in the Gwinnett Place Community Improvement District which is located in the Gwinnett Place Redevelopment Area at the intersection of I-85 and Pleasant Hill Road in Duluth.

	FY 2023			% Actual to Current Budget	FY 2022	
	2023 Adopted Budget	Current Annual Budget as of 10/31/2023	Actuals YTD as of 10/31/2023		Actuals YTD as of 10/31/2022	% Actual to 10/31/2022 Budget
Fund Balance January 1	\$ 5,007,887	\$ 5,007,887	\$ 5,007,887			
Revenues:						
Taxes	\$ -	\$ -	\$ 1,723,993	-	\$ 459,566	-
Investment Income	-	200,000	197,521	98.76%	18,514	-
Miscellaneous	-	-	20,000	-	-	-
TOTAL REVENUES	\$ -	\$ 200,000	\$ 1,941,514	970.76%	\$ 478,080	-
Appropriations:						
Planning and Development	\$ -	\$ -	\$ -	-	\$ -	-
Contribution to Fund Balance	-	200,000	-	0.00%	-	-
TOTAL APPROPRIATIONS	\$ -	\$ 200,000	\$ -	0.00%	\$ -	-
Projected Fund Balance December 31	\$ 5,007,887	\$ 5,207,887				
Fund Balance as of Report Date			\$ 6,949,401			

YTD FINANCIAL REPORT 2023 | GWINNETT COUNTY

Indian Trail TAD Fund (162)

The Indian Trail TAD Fund is used to account for positive tax increment revenues attributable to the Indian Trail Tax Allocation District (TAD). These revenues are used to pay for redevelopment costs that provide substantial public benefit in accordance with the Indian Trail Redevelopment Plan. The Indian Trail TAD is located in the Gateway85 Gwinnett Community Improvement District at the I-85 and Indian Trail-Lilburn Road interchange adjacent to the city of Norcross.

	FY 2023			% Actual to Current Budget	FY 2022	
	2023 Adopted Budget	Current Annual Budget as of 10/31/2023	Actuals YTD as of 10/31/2023		Actuals YTD as of 10/31/2022	% Actual to 10/31/2022 Budget
Fund Balance January 1	\$ 5,569,025	\$ 5,569,025	\$ 5,569,025			
Revenues:						
Taxes	\$ -	\$ -	\$ 1,775,139	-	\$ 500,238	-
Investment Income	-	175,000	164,647	94.08%	45,860	-
TOTAL REVENUES	\$ -	\$ 175,000	\$ 1,939,786	1,108.45%	\$ 546,098	-
Appropriations:						
Planning and Development	\$ -	\$ -	\$ -	-	\$ -	-
Contribution to Fund Balance	-	175,000	-	0.00%	-	-
TOTAL APPROPRIATIONS	\$ -	\$ 175,000	\$ -	0.00%	\$ -	-
Projected Fund Balance December 31	\$ 5,569,025	\$ 5,744,025				
Fund Balance as of Report Date			\$ 7,508,811			

YTD FINANCIAL REPORT 2023 | GWINNETT COUNTY

Jimmy Carter Boulevard TAD Fund (161)

The Jimmy Carter Boulevard TAD Fund is used to account for positive tax increment revenues attributable to the Jimmy Carter Tax Allocation District (TAD). These revenues are used to pay for redevelopment costs that provide substantial public benefit in accordance with the Jimmy Carter Boulevard Redevelopment Plan. The Jimmy Carter Boulevard TAD is located in the Gateway85 Gwinnett Community Improvement District along the Jimmy Carter Boulevard corridor adjacent to the city of Norcross.

	FY 2023			% Actual to Current Budget	FY 2022	
	2023 Adopted Budget	Current Annual Budget as of 10/31/2023	Actuals YTD as of 10/31/2023		Actuals YTD as of 10/31/2022	% Actual to 10/31/2022 Budget
Fund Balance January 1	\$ 18,047,905	\$ 18,047,905	\$ 18,047,905			
Revenues:						
Taxes	\$ -	\$ -	\$ 4,437,447	-	\$ 2,012,648	-
Investment Income	-	750,000	710,807	94.77%	131,353	-
TOTAL REVENUES	\$ -	\$ 750,000	\$ 5,148,254	686.43%	\$ 2,144,001	-
Appropriations:						
Planning and Development	\$ -	\$ -	\$ -	-	\$ -	-
Contribution to Fund Balance	-	750,000	-	0.00%	-	-
TOTAL APPROPRIATIONS	\$ -	\$ 750,000	\$ -	0.00%	\$ -	-
Projected Fund Balance December 31	\$ 18,047,905	\$ 18,797,905				
Fund Balance as of Report Date			\$ 23,196,159			

YTD FINANCIAL REPORT 2023 | GWINNETT COUNTY

Lake Lucerne TAD Fund (164)

The Lake Lucerne TAD Fund is used to account for positive tax increment revenues attributable to the Lake Lucerne Tax Allocation District (TAD). These revenues are used to pay for redevelopment costs that provide substantial public benefit in accordance with the Lake Lucerne Redevelopment Plan. The Lake Lucerne TAD is located in the Evermore Community Improvement District at the intersection of Highway 78 (Stone Mountain Highway) and Killian Hill Road.

	FY 2023			FY 2022		
	2023 Adopted Budget	Current Annual Budget as of 10/31/2023	Actuals YTD as of 10/31/2023	% Actual to Current Budget	Actuals YTD as of 10/31/2022	% Actual to 10/31/2022 Budget
Fund Balance January 1	\$ 1,447,956	\$ 1,447,956	\$ 1,447,956			
Revenues:						
Taxes	\$ -	\$ -	\$ 909,755	-	\$ 244,974	-
Investment Income	-	20,000	25,937	129.69%	3,086	-
TOTAL REVENUES	\$ -	\$ 20,000	\$ 935,692	4,678.46%	\$ 248,060	-
Appropriations:						
Planning and Development	\$ -	\$ -	\$ -	-	\$ -	-
Contribution to Fund Balance	-	20,000	-	0.00%	-	-
TOTAL APPROPRIATIONS	\$ -	\$ 20,000	\$ -	0.00%	\$ -	-
Projected Fund Balance December 31	\$ 1,447,956	\$ 1,467,956				
Fund Balance as of Report Date			\$ 2,383,648			

YTD FINANCIAL REPORT 2023 | GWINNETT COUNTY

Park Place TAD Fund (163)

The Park Place TAD Fund is used to account for positive tax increment revenues attributable to the Park Place Tax Allocation District (TAD). These revenues are used to pay for redevelopment costs that provide substantial public benefit in accordance with the Park Place Redevelopment Plan. The Park Place TAD is located in the Evermore Community Improvement District at the intersection of Highway 78 (Stone Mountain Highway) and Rockbridge Road.

	FY 2023			FY 2022		
	2023 Adopted Budget	Current Annual Budget as of 10/31/2023	Actuals YTD as of 10/31/2023	% Actual to Current Budget	Actuals YTD as of 10/31/2022	% Actual to 10/31/2022 Budget
Fund Balance January 1	\$ 3,977,346	\$ 3,977,346	\$ 3,977,346			
Revenues:						
Taxes	\$ -	\$ -	\$ 661,269	-	\$ 595,859	-
Investment Income	-	150,000	148,593	99.06%	15,428	-
TOTAL REVENUES	\$ -	\$ 150,000	\$ 809,862	539.91%	\$ 611,287	-
Appropriations:						
Planning and Development	\$ -	\$ -	\$ -	-	\$ -	-
Contribution to Fund Balance	-	150,000	-	0.00%	-	-
TOTAL APPROPRIATIONS	\$ -	\$ 150,000	\$ -	0.00%	\$ -	-
Projected Fund Balance December 31	\$ 3,977,346	\$ 4,127,346				
Fund Balance as of Report Date			\$ 4,787,208			

YTD FINANCIAL REPORT 2023 | GWINNETT COUNTY

The Exchange at Gwinnett TAD Fund (166)

The Exchange at Gwinnett TAD Fund is used to account for positive tax increment revenues attributable to The Exchange at Gwinnett Tax Allocation District (TAD). These revenues are used to pay for redevelopment costs that abate or eliminate deleterious effects of inadequate infrastructure in accordance with The Exchange at Gwinnett Redevelopment Plan. This district includes properties at the southeast quadrant of the intersection of Interstate 85 and Georgia Highway 20 in the northern portion of the County.

	FY 2023			% Actual to Current Budget	FY 2022	
	2023 Adopted Budget	Current Annual Budget as of 10/31/2023	Actuals YTD as of 10/31/2023		Actuals YTD as of 10/31/2022	% Actual to 10/31/2022 Budget
Fund Balance January 1	\$ 9,411,365	\$ 9,411,365	\$ 9,411,365			
Revenues:						
Taxes	\$ -	\$ -	\$ 1,714,597	-	\$ 646,751	-
Investment Income	-	150,000	142,049	94.70%	34,571	-
Revenues without Use of Fund Balance	-	150,000	1,856,646	1,237.76%	681,322	-
Use of Fund Balance	3,010,126	4,268,094	-	0.00%	-	0.00%
TOTAL REVENUES	<u>\$ 3,010,126</u>	<u>\$ 4,418,094</u>	<u>\$ 1,856,646</u>	42.02%	<u>\$ 681,322</u>	9.51%
Appropriations:						
Planning and Development	\$ 3,010,126	\$ 4,418,094	\$ 2,150,197	48.67%	\$ 2,259,524	31.55%
TOTAL APPROPRIATIONS	<u>\$ 3,010,126</u>	<u>\$ 4,418,094</u>	<u>\$ 2,150,197</u>	48.67%	<u>\$ 2,259,524</u>	31.55%
Projected Fund Balance December 31	\$ 6,401,239	\$ 5,143,271				
Fund Balance as of Report Date			\$ 9,117,814			

YTD FINANCIAL REPORT 2023 | GWINNETT COUNTY

The Exchange at Gwinnett TAD Debt Service Fund (966)

The Exchange at Gwinnett TAD Debt Service Fund (966) is used to account for the payment of long-term principal and interest related to redevelopment bonds associated with The Exchange at Gwinnett Tax Allocation District. Debt service payments occur biannually.

	FY 2023			% Actual to Current Budget	FY 2022	
	2023 Adopted Budget	Current Annual Budget as of 10/31/2023	Actuals YTD as of 10/31/2023		Actuals YTD as of 10/31/2022	% Actual to 10/31/2022 Budget
Fund Balance January 1	\$ 116,308	\$ 116,308	\$ 116,308			
Revenues:						
Investment Income	\$ -	\$ -	\$ 242,320	-	\$ 77,167	-
Other Financing Sources	2,501,526	2,501,526	1,250,763	50.00%	1,250,763	50.00%
TOTAL REVENUES	<u>\$ 2,501,526</u>	<u>\$ 2,501,526</u>	<u>\$ 1,493,083</u>	59.69%	<u>\$ 1,327,930</u>	53.08%
Appropriations:						
Debt Service	\$ 2,501,526	\$ 2,501,526	\$ 1,250,763	50.00%	\$ 1,250,763	50.00%
TOTAL APPROPRIATIONS	<u>\$ 2,501,526</u>	<u>\$ 2,501,526</u>	<u>\$ 1,250,763</u>	50.00%	<u>\$ 1,250,763</u>	50.00%
Projected Fund Balance December 31	\$ 116,308	\$ 116,308				
Fund Balance as of Report Date			\$ 358,628			

YTD FINANCIAL REPORT 2023 | GWINNETT COUNTY

Speed Hump Fund (003)

The Speed Hump Fund supports the County's speed hump program. Revenues are generated from properties benefiting from existing speed humps for the purpose of maintenance. Charges for Services are collected as special assessment fees in the fourth quarter with property tax collections.

	FY 2023			% Actual to Current Budget	FY 2022	
	2023 Adopted Budget	Current Annual Budget as of 10/31/2023	Actuals YTD as of 10/31/2023		Actuals YTD as of 10/31/2022	% Actual to 10/31/2022 Budget
Fund Balance January 1	\$ 511,552	\$ 511,552	\$ 511,552			
Revenues:						
Charges for Services	\$ 142,000	\$ 142,000	\$ 127,568	89.84%	\$ 38,348	29.05%
Investment Income	6,620	20,000	17,625	88.13%	7,339	321.04%
Revenues without Use of Fund Balance	148,620	162,000	145,193	89.63%	45,687	34.02%
Use of Fund Balance	383,459	370,079	-	0.00%	-	0.00%
TOTAL REVENUES	\$ 532,079	\$ 532,079	\$ 145,193	27.29%	\$ 45,687	10.51%
Appropriations:						
Transportation	\$ 532,079	\$ 532,079	\$ 109,212	20.53%	\$ 251,098	57.77%
TOTAL APPROPRIATIONS	\$ 532,079	\$ 532,079	\$ 109,212	20.53%	\$ 251,098	57.77%
Projected Fund Balance December 31	\$ 128,093	\$ 141,473				
Fund Balance as of Report Date			\$ 547,533			

YTD FINANCIAL REPORT 2023 | GWINNETT COUNTY

Street Lighting Fund (002)

The Street Lighting Fund supports the County's street light program. Revenues are generated from properties benefiting from existing street lights for the purpose of utility payments. Charges for Services are collected as special assessment fees in the fourth quarter with property tax collections.

	FY 2023			% Actual to Current Budget	FY 2022	
	2023 Adopted Budget	Current Annual Budget as of 10/31/2023	Actuals YTD as of 10/31/2023		Actuals YTD as of 10/31/2022	% Actual to 10/31/2022 Budget
Fund Balance January 1	\$ 2,567,151	\$ 2,567,151	\$ 2,567,151			
Revenues:						
Charges for Services	\$ 9,186,827	\$ 9,200,947	\$ 9,140,218	99.34%	\$ 2,680,719	29.37%
Investment Income	-	40,000	40,033	100.08%	340	-
Miscellaneous	-	-	38,494	-	86,574	-
TOTAL REVENUES	\$ 9,186,827	\$ 9,240,947	\$ 9,218,745	99.76%	\$ 2,767,633	30.32%
Appropriations:						
Transportation	\$ 8,700,050	\$ 8,714,668	\$ 6,809,436	78.14%	\$ 6,455,791	75.76%
Non-Departmental:						
Reserves - Compensation	10,000	10,000	-	0.00%	-	0.00%
Total Non-Departmental	10,000	10,000	-	0.00%	-	0.00%
Appropriations without Contribution to Fund Balance	8,710,050	8,724,668	6,809,436	78.05%	6,455,791	75.54%
Contribution to Fund Balance	476,777	516,279	-	0.00%	-	0.00%
TOTAL APPROPRIATIONS	\$ 9,186,827	\$ 9,240,947	\$ 6,809,436	73.69%	\$ 6,455,791	70.73%
Projected Fund Balance December 31	\$ 3,043,928	\$ 3,083,430				
Fund Balance as of Report Date			\$ 4,976,460			

YTD FINANCIAL REPORT 2023 | GWINNETT COUNTY

Authority Imaging Fund (020)

The Authority Imaging Fund accounts for revenues received from fees collected by the Clerk of Superior Court Authority for document printing. These monies must be used for the development, implementation, and maintenance of a state-wide automated information system.

	FY 2023				FY 2022	
	2023 Adopted Budget	Current Annual Budget as of 10/31/2023	Actuals YTD as of 10/31/2023	% Actual to Current Budget	Actuals YTD as of 10/31/2022	% Actual to 10/31/2022 Budget
Fund Balance January 1	\$ 5,772,595	\$ 5,772,595	\$ 5,772,595			
Revenues:						
Charges for Services	\$ 930,078	\$ 930,078	\$ 1,019,167	109.58%	\$ 1,690,918	199.11%
Investment Income	-	-	32,968	-	3,458	99.25%
Revenues without Use of Fund Balance	930,078	930,078	1,052,135	113.12%	1,694,376	198.70%
Use of Fund Balance	569,922	569,922	-	0.00%	-	-
TOTAL REVENUES	\$ 1,500,000	\$ 1,500,000	\$ 1,052,135	70.14%	\$ 1,694,376	198.70%
Appropriations:						
Clerk of Court	\$ 1,500,000	\$ 1,500,000	\$ 212,795	14.19%	\$ -	0.00%
TOTAL APPROPRIATIONS	\$ 1,500,000	\$ 1,500,000	\$ 212,795	14.19%	\$ -	0.00%
Projected Fund Balance December 31	\$ 5,202,673	\$ 5,202,673				
Fund Balance as of Report Date			\$ 6,611,935			

YTD FINANCIAL REPORT 2023 | GWINNETT COUNTY

Corrections Inmate Welfare Fund (085)

The Corrections Inmate Welfare Fund accounts for proceeds received from commissary sales to provide recreational materials for the benefit of the inmates at the Corrections Facility.

	FY 2023			% Actual to Current Budget	FY 2022	
	2023 Adopted Budget	Current Annual Budget as of 10/31/2023	Actuals YTD as of 10/31/2023		Actuals YTD as of 10/31/2022	% Actual to 10/31/2022 Budget
Fund Balance January 1	\$ 337,580	\$ 337,580	\$ 337,580			
Revenues:						
Charges for Services	\$ 141,000	\$ 141,000	\$ 99,036	70.24%	\$ 117,381	112.87%
Miscellaneous	16,000	16,000	8,392	52.45%	6,642	78.14%
TOTAL REVENUES	<u>\$ 157,000</u>	<u>\$ 157,000</u>	<u>\$ 107,428</u>	68.43%	<u>\$ 124,023</u>	33.66%
Appropriations:						
Corrections	\$ 103,859	\$ 103,859	\$ 51,770	49.85%	\$ 291,855	79.21%
Appropriations without Contribution to Fund Balance	103,859	103,859	51,770	49.85%	291,855	79.21%
Contribution to Fund Balance	53,141	53,141	-	0.00%	-	-
TOTAL APPROPRIATIONS	<u>\$ 157,000</u>	<u>\$ 157,000</u>	<u>\$ 51,770</u>	32.97%	<u>\$ 291,855</u>	79.21%
Projected Fund Balance December 31	\$ 390,721	\$ 390,721				
Fund Balance as of Report Date			\$ 393,238			

YTD FINANCIAL REPORT 2023 | GWINNETT COUNTY

Crime Victims Assistance Fund (075)

The Crime Victims Assistance Fund accounts for revenues received from a five percent (5%) charge collected on fines within the Recorders, Juvenile, State, Superior, and Magistrate Courts of Gwinnett County. Revenues are also received from five percent (5%) of fines from municipalities within Gwinnett County. These funds must be used to provide assistance to crime victims. Revenue is split between the Solicitor's and District Attorney's offices.

The Revenue collected is distributed as follows:

- Superior Court Fines - 100% District Attorney
- State Court Fines - 100% Solicitor
- Municipal Recorder's Court - Total less subsidies, if any, with the remainder 50% Solicitor and 50% District Attorney
- Magistrate Court, Recorder's Court, and Juvenile Court - 50% Solicitor and 50% District Attorney
- Interest Earned Dividends - 50% Solicitor and 50% District Attorney

	FY 2023				FY 2022	
	2023 Adopted Budget	Current Annual Budget as of 10/31/2023	Actuals YTD as of 10/31/2023	% Actual to Current Budget	Actuals YTD as of 10/31/2022	% Actual to 10/31/2022 Budget
Fund Balance January 1	\$ 371,032	\$ 371,032	\$ 371,032			
Revenues:						
Fines and Forfeitures	\$ 587,931	\$ 587,931	\$ 468,766	79.73%	\$ 455,179	68.47%
Investment Income	-	-	3,876	-	869	-
Miscellaneous	-	-	693	-	869	-
Revenues without Use of Fund Balance	587,931	587,931	473,335	80.51%	456,917	68.73%
Use of Fund Balance	133,963	133,963	-	0.00%	-	0.00%
TOTAL REVENUES	\$ 721,894	\$ 721,894	\$ 473,335	65.57%	\$ 456,917	58.86%
Appropriations:						
District Attorney	\$ 349,526	\$ 349,526	\$ 269,850	77.20%	\$ 313,418	71.63%
Solicitor General	362,368	362,368	202,920	56.00%	191,633	58.29%
Non-Departmental:						
Reserves - Compensation	10,000	10,000	-	0.00%	-	0.00%
Total Non-Departmental	10,000	10,000	-	0.00%	-	0.00%
TOTAL APPROPRIATIONS	\$ 721,894	\$ 721,894	\$ 472,770	65.49%	\$ 505,051	65.06%
Projected Fund Balance December 31	\$ 237,069	\$ 237,069				
Fund Balance as of Report Date			\$ 371,597			

YTD FINANCIAL REPORT 2023 | GWINNETT COUNTY

DA Federal Justice Asset Sharing Fund (080)

The District Attorney Federal Justice Asset Sharing Fund accounts for revenues received from an equitable sharing agreement between the Department of Justice and the Gwinnett County District Attorney for proceeds from confiscations. The law states that any money or property confiscated in this manner shall be used for restricted purposes, and all expenditures are validated against federal and state guidelines.

	FY 2023			% Actual to Current Budget	FY 2022	
	2023 Adopted Budget	Current Annual Budget as of 10/31/2023	Actuals YTD as of 10/31/2023		Actuals YTD as of 10/31/2022	% Actual to 10/31/2022 Budget
Fund Balance January 1	\$ 262,528	\$ 262,528	\$ 262,528			
Revenues:						
Miscellaneous	\$ -	\$ -	\$ 450	-	\$ -	-
Revenues without Use of Fund Balance	-	-	450	-	-	-
Use of Fund Balance	135,000	135,000	-	0.00%	-	0.00%
TOTAL REVENUES	\$ 135,000	\$ 135,000	\$ 450	0.33%	\$ -	0.00%
Appropriations:						
District Attorney	\$ 135,000	\$ 135,000	\$ 52,980	39.24%	\$ 5,971	4.42%
TOTAL APPROPRIATIONS	\$ 135,000	\$ 135,000	\$ 52,980	39.24%	\$ 5,971	4.42%
Projected Fund Balance December 31	\$ 127,528	\$ 127,528				
Fund Balance as of Report Date			\$ 209,998			

YTD FINANCIAL REPORT 2023 | GWINNETT COUNTY

DA Federal Treasury Asset Sharing Fund (082)

The District Attorney Federal Treasury Asset Sharing Fund (082) accounts for revenues received from an equitable sharing agreement between the Department of Treasury and the Gwinnett County District Attorney for proceeds from confiscations. The law states that any money or property confiscated in this manner shall be used for restricted purposes, and all expenditures are validated against federal and state guidelines.

	FY 2023			% Actual to Current Budget	FY 2022	
	2023 Adopted Budget	Current Annual Budget as of 10/31/2023	Actuals YTD as of 10/31/2023		Actuals YTD as of 10/31/2022	% Actual to 10/31/2022 Budget
Fund Balance January 1	\$ 52,972	\$ 52,972	\$ 52,972			
Revenues:						
TOTAL REVENUES	\$ -	\$ -	\$ -	-	\$ -	-
Appropriations:						
District Attorney	\$ -	\$ -	\$ -	-	\$ -	-
TOTAL APPROPRIATIONS	\$ -	\$ -	\$ -	-	\$ -	-
Projected Fund Balance December 31	\$ 52,972	\$ 52,972				
Fund Balance as of Report Date			\$ 52,972			

YTD FINANCIAL REPORT 2023 | GWINNETT COUNTY

E-911 Fund (095)

The E-911 Fund accounts for operations of the E-911 Communications Center. Revenues are primarily received from monthly subscriber fees remitted by wired and wireless telecommunication providers. Expenditures must comply with O.C.G.A., Title 46, Chapter 5, Article 2, Part 4.

	FY 2023			% Actual to Current Budget	FY 2022	
	2023 Adopted Budget	Current Annual Budget as of 10/31/2023	Actuals YTD as of 10/31/2023		Actuals YTD as of 10/31/2022	% Actual to 10/31/2022 Budget
Fund Balance January 1	\$ 36,348,609	\$ 36,348,609	\$ 36,348,609			
Revenues:						
Taxes	\$ -	\$ -	\$ 13,681	-	\$ 13,084	-
Charges for Services	23,130,216	23,130,216	16,036,264	69.33%	15,407,707	69.58%
Investment Income	361,575	1,000,000	878,980	87.90%	267,176	244.95%
Miscellaneous	-	-	5,384	-	8,510	-
Revenues without Use of Fund Balance	23,491,791	24,130,216	16,934,309	70.18%	15,696,477	70.54%
Use of Fund Balance	3,338,464	2,700,039	-	0.00%	-	0.00%
TOTAL REVENUES	\$ 26,830,255	\$ 26,830,255	\$ 16,934,309	63.12%	\$ 15,696,477	63.23%
Appropriations:						
Police Services	\$ 23,409,969	\$ 23,409,969	\$ 15,748,176	67.27%	\$ 14,421,036	66.64%
Non-Departmental:						
Reserves - Compensation	78,000	78,000	-	0.00%	-	0.00%
Other Governmental Agencies	2,792,286	2,792,286	2,094,215	75.00%	2,003,668	75.00%
Non-Departmental E-911	550,000	550,000	-	0.00%	-	0.00%
Total Non-Departmental	3,420,286	3,420,286	2,094,215	61.23%	2,003,668	62.97%
TOTAL APPROPRIATIONS	\$ 26,830,255	\$ 26,830,255	\$ 17,842,391	66.50%	\$ 16,424,704	66.17%
Projected Fund Balance December 31	\$ 33,010,145	\$ 33,648,570				
Fund Balance as of Report Date			\$ 35,440,527			

YTD FINANCIAL REPORT 2023 | GWINNETT COUNTY

Juvenile Court Supervision Fund (030)

The Juvenile Court Supervision Fund accounts for revenues collected as supervision fees from those who are placed under the courts' formal or informal supervision in order for the court to use those collections toward expenses for specific ancillary services.

	FY 2023			% Actual to Current Budget	FY 2022	
	2023 Adopted Budget	Current Annual Budget as of 10/31/2023	Actuals YTD as of 10/31/2023		Actuals YTD as of 10/31/2022	% Actual to 10/31/2022 Budget
Fund Balance January 1	\$ 243,054	\$ 243,054	\$ 243,054			
Revenues:						
Charges for Services	\$ 30,000	\$ 30,000	\$ 52,519	175.06%	\$ 42,875	79.72%
Revenues without Use of Fund Balance	30,000	30,000	52,519	175.06%	42,875	79.72%
Use of Fund Balance	25,100	25,100	-	0.00%	-	-
TOTAL REVENUES	<u>\$ 55,100</u>	<u>\$ 55,100</u>	<u>\$ 52,519</u>	95.32%	<u>\$ 42,875</u>	79.72%
Appropriations:						
Juvenile Court	\$ 55,100	\$ 55,100	\$ 21,553	39.12%	\$ 25,980	61.71%
TOTAL APPROPRIATIONS	<u>\$ 55,100</u>	<u>\$ 55,100</u>	<u>\$ 21,553</u>	39.12%	<u>\$ 25,980</u>	48.31%
Projected Fund Balance December 31	\$ 217,954	\$ 217,954				
Fund Balance as of Report Date			\$ 274,020			

YTD FINANCIAL REPORT 2023 | GWINNETT COUNTY

Opioid Remediation Fund (015)

The Opioid Remediation Fund is used to account for the receipt of settlements from the National Opioid Abatement Trust. These funds must be used for approved opioid abatement strategies.

	FY 2023			% Actual to Current Budget	FY 2022	
	2023 Adopted Budget	Current Annual Budget as of 10/31/2023	Actuals YTD as of 10/31/2023		Actuals YTD as of 10/31/2022	% Actual to 10/31/2022 Budget
Fund Balance January 1	\$ 1,397,441	\$ 1,397,441	\$ 1,397,441			
Revenues:						
Investment Income	\$ -	\$ 60,000	\$ 57,643	96.07%	\$ -	-
Miscellaneous	-	-	276,622	-	-	-
TOTAL REVENUES	<u>\$ -</u>	<u>\$ 60,000</u>	<u>\$ 334,265</u>	557.11%	<u>\$ -</u>	-
Appropriations:						
Contribution to Fund Balance	\$ -	\$ 60,000	\$ -	0.00%	\$ -	-
TOTAL APPROPRIATIONS	<u>\$ -</u>	<u>\$ 60,000</u>	<u>\$ -</u>	0.00%	<u>\$ -</u>	-
Projected Fund Balance December 31	\$ 1,397,441	\$ 1,457,441				
Fund Balance as of Report Date			\$ 1,731,706			

YTD FINANCIAL REPORT 2023 | GWINNETT COUNTY

Police Special Justice Fund (070)

The Police Special Justice Fund accounts for revenues resulting from the U.S. Department of Justice confiscation of money or the sale of property from illegal drug and narcotics activities. The law states that any money or property confiscated in this manner shall be used for restricted purposes, and all expenditures are validated against federal guidelines.

	FY 2023			% Actual to Current Budget	FY 2022	
	2023 Adopted Budget	Current Annual Budget as of 10/31/2023	Actuals YTD as of 10/31/2023		Actuals YTD as of 10/31/2022	% Actual to 10/31/2022 Budget
Fund Balance January 1	\$ 1,113,290	\$ 1,113,290	\$ 1,113,290			
Revenues:						
Fines and Forfeitures	\$ -	\$ 73,795	\$ 73,795	100.00%	\$ 161,713	100.00%
Revenues without Use of Fund Balance	-	73,795	73,795	100.00%	161,713	100.00%
Use of Fund Balance	302,239	228,444	-	0.00%	-	-
TOTAL REVENUES	\$ 302,239	\$ 302,239	\$ 73,795	24.42%	\$ 161,713	100.00%
Appropriations:						
Police Services	\$ 302,239	\$ 302,239	\$ 9,706	3.21%	\$ -	0.00%
TOTAL APPROPRIATIONS	\$ 302,239	\$ 302,239	\$ 9,706	3.21%	\$ -	0.00%
Projected Fund Balance December 31	\$ 811,051	\$ 884,846				
Fund Balance as of Report Date			\$ 1,177,379			

YTD FINANCIAL REPORT 2023 | GWINNETT COUNTY

Police Special State Fund (072)

The Police Special State Fund accounts for revenues resulting from the State of Georgia's confiscation of money or the sale of property from illegal drug and narcotics activities. The law states that any money or property confiscated in this manner shall be used for restricted purposes, and all expenditures are validated against state guidelines.

	FY 2023			% Actual to Current Budget	FY 2022	
	2023 Adopted Budget	Current Annual Budget as of 10/31/2023	Actuals YTD as of 10/31/2023		Actuals YTD as of 10/31/2022	% Actual to 10/31/2022 Budget
Fund Balance January 1	\$ 965,447	\$ 965,447	\$ 965,447			
Revenues:						
Fines and Forfeitures	\$ -	\$ 323,200	\$ 323,200	100.00%	\$ 385,302	101.99%
Miscellaneous	-	-	-	-	513	-
Revenues without Use of Fund Balance	-	323,200	323,200	100.00%	385,815	102.13%
Use of Fund Balance	512,866	189,666	-	0.00%	-	0.00%
TOTAL REVENUES	\$ 512,866	\$ 512,866	\$ 323,200	63.02%	\$ 385,815	50.29%
Appropriations:						
Police Services	\$ 512,866	\$ 512,866	\$ 281,549	54.90%	\$ 186,740	24.34%
TOTAL APPROPRIATIONS	\$ 512,866	\$ 512,866	\$ 281,549	54.90%	\$ 186,740	24.34%
Projected Fund Balance December 31	\$ 452,581	\$ 775,781				
Fund Balance as of Report Date			\$ 1,007,098			

YTD FINANCIAL REPORT 2023 | GWINNETT COUNTY

Sheriff Inmate Fund (090)

The Sheriff Inmate Fund accounts for proceeds received from inmates' services and commissary purchases and for expenditures that benefit the inmates.

	FY 2023			% Actual to Current Budget	FY 2022	
	2023 Adopted Budget	Current Annual Budget as of 10/31/2023	Actuals YTD as of 10/31/2023		Actuals YTD as of 10/31/2022	% Actual to 10/31/2022 Budget
Fund Balance January 1	\$ 4,095,871	\$ 4,095,871	\$ 4,095,871			
Revenues:						
Charges for Services	\$ 552,609	\$ 552,609	\$ 487,197	88.16%	\$ 390,520	97.63%
Investment Income	-	90,000	104,869	116.52%	30,899	-
Revenues without Use of Fund Balance	552,609	642,609	592,066	92.13%	421,419	105.35%
Use of Fund Balance	139,141	49,141	-	0.00%	-	0.00%
TOTAL REVENUES	\$ 691,750	\$ 691,750	\$ 592,066	85.59%	\$ 421,419	84.28%
Appropriations:						
Sheriff	\$ 691,750	\$ 691,750	\$ 219,893	31.79%	\$ 436,594	87.32%
TOTAL APPROPRIATIONS	\$ 691,750	\$ 691,750	\$ 219,893	31.79%	\$ 436,594	87.32%
Projected Fund Balance December 31	\$ 3,956,730	\$ 4,046,730				
Fund Balance as of Report Date			\$ 4,468,044			

YTD FINANCIAL REPORT 2023 | GWINNETT COUNTY

Sheriff Special Justice Fund (065)

The Sheriff Special Justice Fund accounts for revenues resulting from the U.S. Department of Justice confiscation of money or the sale of property from illegal drug and narcotics activities. The law states that any money or property confiscated in this manner shall be used for restricted purposes, and all expenditures are validated against federal guidelines.

	FY 2023			% Actual to Current Budget	FY 2022	
	2023 Adopted Budget	Current Annual Budget as of 10/31/2023	Actuals YTD as of 10/31/2023		Actuals YTD as of 10/31/2022	% Actual to 10/31/2022 Budget
Fund Balance January 1	\$ 568,188	\$ 568,188	\$ 568,188			
Revenues:						
Fines and Forfeitures	\$ -	\$ 90,020	\$ 90,020	100.00%	\$ 232,899	100.00%
Revenues without Use of Fund Balance	-	90,020	90,020	100.00%	232,899	100.00%
Use of Fund Balance	140,000	140,000	-	0.00%	-	0.00%
TOTAL REVENUES	\$ 140,000	\$ 230,020	\$ 90,020	39.14%	\$ 232,899	62.46%
Appropriations:						
Sheriff	\$ 140,000	\$ 230,020	\$ 119,306	51.87%	\$ 71,257	19.11%
TOTAL APPROPRIATIONS	\$ 140,000	\$ 230,020	\$ 119,306	51.87%	\$ 71,257	19.11%
Projected Fund Balance December 31	\$ 428,188	\$ 428,188				
Fund Balance as of Report Date			\$ 538,902			

YTD FINANCIAL REPORT 2023 | GWINNETT COUNTY

Sheriff Special Treasury Fund (066)

The Sheriff Special Treasury Fund accounts for revenues resulting from the U.S. Department of Treasury confiscation of money or the sale of property from illegal drug and narcotics activities. The law states that any money or property confiscated in this manner shall be used for restricted purposes, and all expenditures are validated against federal guidelines.

	FY 2023			% Actual to Current Budget	FY 2022	
	2023 Adopted Budget	Current Annual Budget as of 10/31/2023	Actuals YTD as of 10/31/2023		Actuals YTD as of 10/31/2022	% Actual to 10/31/2022 Budget
Fund Balance January 1	\$ 190,302	\$ 190,302	\$ 190,302			
Revenues:						
Use of Fund Balance	\$ 75,000	\$ 75,000	\$ -	0.00%	\$ -	0.00%
TOTAL REVENUES	\$ 75,000	\$ 75,000	\$ -	0.00%	\$ -	0.00%
Appropriations:						
Sheriff	\$ 75,000	\$ 75,000	\$ -	0.00%	\$ 62,143	35.51%
TOTAL APPROPRIATIONS	\$ 75,000	\$ 75,000	\$ -	0.00%	\$ 62,143	35.51%
Projected Fund Balance December 31	\$ 115,302	\$ 115,302				
Fund Balance as of Report Date			\$ 190,302			

YTD FINANCIAL REPORT 2023 | GWINNETT COUNTY

Sheriff Special State Fund (067)

The Sheriff Special State Fund accounts for revenues resulting from the State of Georgia's confiscation of money or the sale of property from illegal drug and narcotics activities. The law states that any money or property confiscated in this manner shall be used for restricted purposes, and all expenditures are validated against state guidelines.

	FY 2023			% Actual to Current Budget	FY 2022	
	2023 Adopted Budget	Current Annual Budget as of 10/31/2023	Actuals YTD as of 10/31/2023		Actuals YTD as of 10/31/2022	% Actual to 10/31/2022 Budget
Fund Balance January 1	\$ 191,991	\$ 191,991	\$ 191,991			
Revenues:						
Fines and Forfeitures	\$ -	\$ 69,653	\$ 74,232	106.57%	\$ 774	3.90%
Investment Income	-	-	1,785	-	468	-
Revenues without Use of Fund Balance	-	69,653	76,017	109.14%	1,242	6.26%
Use of Fund Balance	70,000	70,000	-	0.00%	-	0.00%
TOTAL REVENUES	\$ 70,000	\$ 139,653	\$ 76,017	54.43%	\$ 1,242	0.62%
Appropriations:						
Sheriff	\$ 70,000	\$ 139,653	\$ 68,543	49.08%	\$ 112,410	56.25%
TOTAL APPROPRIATIONS	\$ 70,000	\$ 139,653	\$ 68,543	49.08%	\$ 112,410	56.25%
Projected Fund Balance December 31	\$ 121,991	\$ 121,991				
Fund Balance as of Report Date			\$ 199,465			

YTD FINANCIAL REPORT 2023 | GWINNETT COUNTY

Stadium Fund (055)

The Stadium Fund accumulates stadium-related revenues in order to pay debt service on the Stadium construction bonds and insurance expenditures. Motor vehicle rental excise taxes are receipted one month in arrears. Intergovernmental revenue is realized in the form of a one-time annual payment from the Gwinnett Convention and Visitors Bureau in January. Charges for Services revenues from ticket sales, parking, rental fees, and naming rights are received in April, June, and October. Debt service payments occur biannually in January and July.

	FY 2023			% Actual to Current Budget	FY 2022	
	2023 Adopted Budget	Current Annual Budget as of 10/31/2023	Actuals YTD as of 10/31/2023		Actuals YTD as of 10/31/2022	% Actual to 10/31/2022 Budget
Fund Balance January 1	\$ 3,246,022	\$ 3,246,022	\$ 3,246,022			
Revenues:						
Taxes	\$ 804,000	\$ 804,000	\$ 855,863	106.45%	\$ 746,295	99.51%
Intergovernmental	400,000	400,000	400,000	100.00%	400,000	100.00%
Charges for Services	1,155,000	1,155,000	488,900	42.33%	560,450	48.91%
Investment Income	12,412	75,000	81,595	108.79%	11,896	-
TOTAL REVENUES	<u>\$ 2,371,412</u>	<u>\$ 2,434,000</u>	<u>\$ 1,826,358</u>	75.04%	<u>\$ 1,718,641</u>	74.86%
Appropriations:						
Stadium Operations	\$ 2,201,728	\$ 2,201,728	\$ 2,171,498	98.63%	\$ 2,132,963	99.02%
Appropriations without Contribution to Fund Balance	2,201,728	2,201,728	2,171,498	98.63%	2,132,963	99.02%
Contribution to Fund Balance	169,684	232,272	-	0.00%	-	0.00%
TOTAL APPROPRIATIONS	<u>\$ 2,371,412</u>	<u>\$ 2,434,000</u>	<u>\$ 2,171,498</u>	89.22%	<u>\$ 2,132,963</u>	92.90%
Projected Fund Balance December 31	\$ 3,415,706	\$ 3,478,294				
Fund Balance as of Report Date			\$ 2,900,882			

YTD FINANCIAL REPORT 2023 | GWINNETT COUNTY

Tree Bank Fund (040)

This fund accounts for activities related to the Gwinnett County Buffer, Landscape and Tree Ordinance. During the permitting process, the developer has the option to pay money when the required tree density units cannot be met on site. The monies collected must be used by the Department of Planning and Development, Community Services and/or Support Services for the planting of trees at parks, greenways, fire stations, and libraries within the same commission district in which the development is located or within five miles of such district. Alternate planning locations may be approved by the Director of the Department of Planning and Development. Expenditures for this fund occur as projects are identified and approved.

	FY 2023				FY 2022	
	2023 Adopted Budget	Current Annual Budget as of 10/31/2023	Actuals YTD as of 10/31/2023	% Actual to Current Budget	Actuals YTD as of 10/31/2022	% Actual to 10/31/2022 Budget
Fund Balance January 1	\$ 482,150	\$ 482,150	\$ 482,150			
Revenues:						
Licenses and Permits	\$ 15,000	\$ 15,000	\$ 140,092	933.95%	\$ 46,600	310.67%
Investment Income	-	-	17,129	-	3,840	-
Revenues without Use of Fund Balance	15,000	15,000	157,221	1,048.14%	50,440	336.27%
Use of Fund Balance	85,000	85,000	-	0.00%	-	0.00%
TOTAL REVENUES	\$ 100,000	\$ 100,000	\$ 157,221	157.22%	\$ 50,440	50.44%
Appropriations:						
Planning and Development	\$ 100,000	\$ 100,000	\$ -	0.00%	\$ -	0.00%
TOTAL APPROPRIATIONS	\$ 100,000	\$ 100,000	\$ -	0.00%	\$ -	0.00%
Projected Fund Balance December 31	\$ 397,150	\$ 397,150				
Fund Balance as of Report Date			\$ 639,371			

YTD FINANCIAL REPORT 2023 | GWINNETT COUNTY

Tourism Fund (050)

The Tourism Fund accounts for the collection and disbursement of hotel/motel tax revenue in accordance with state law which includes debt service payments for the Gas South District and parking facility. Hotel/motel taxes are receipted one month in arrears. Other expenses associated with this fund are quarterly payments to the Gwinnett Convention and Visitors Bureau per a management agreement. Debt service payments occur biannually in March and September.

	FY 2023			% Actual to Current Budget	FY 2022	
	2023 Adopted Budget	Current Annual Budget as of 10/31/2023	Actuals YTD as of 10/31/2023		Actuals YTD as of 10/31/2022	% Actual to 10/31/2022 Budget
Fund Balance January 1	\$ 28,689,589	\$ 28,689,589	\$ 28,689,589			
Revenues:						
Taxes	\$ 11,628,500	\$ 11,628,500	\$ 11,182,901	96.17%	\$ 10,524,453	95.23%
Charges for Services	1,000	1,000	2,127	212.70%	4,117	2,744.67%
Investment Income	151,566	600,000	552,074	92.01%	194,290	-
Revenues without Use of Fund Balance	11,781,066	12,229,500	11,737,102	95.97%	10,722,860	97.03%
Use of Fund Balance	3,591,148	3,142,714	-	0.00%	-	0.00%
TOTAL REVENUES	\$ 15,372,214	\$ 15,372,214	\$ 11,737,102	76.35%	\$ 10,722,860	68.65%
Appropriations:						
Facility Debt	\$ 11,302,286	\$ 11,302,286	\$ 11,302,285	100.00%	\$ 11,299,443	100.00%
Tourism	4,069,928	4,069,928	4,023,854	98.87%	4,276,973	98.98%
TOTAL APPROPRIATIONS	\$ 15,372,214	\$ 15,372,214	\$ 15,326,139	99.70%	\$ 15,576,416	99.72%
Projected Fund Balance December 31	\$ 25,098,441	\$ 25,546,875				
Fund Balance as of Report Date			\$ 25,100,552			

YTD FINANCIAL REPORT 2023 | GWINNETT COUNTY

Airport Operating Fund (520)

The Airport Operating Fund accounts for the operation and maintenance of the County airport, Briscoe Field.

	FY 2023				FY 2022	
	2023 Adopted Budget	Current Annual Budget as of 10/31/2023	Actuals YTD as of 10/31/2023	% Actual to Current Budget	Actuals YTD as of 10/31/2022	% Actual to 10/31/2022 Budget
Net Position January 1	\$ 1,234,420	\$ 1,234,420	\$ 1,234,420			
Revenues:						
Charges for Services	\$ 167,000	\$ 167,000	\$ 149,042	89.25%	\$ 168,214	100.73%
Investment Income	-	-	28,546	-	8,673	-
Miscellaneous	790,000	790,000	915,866	115.93%	794,114	95.04%
Other Financing Sources	900,000	900,000	750,000	83.33%	541,667	83.33%
Revenues without Use of Net Position	1,857,000	1,857,000	1,843,454	99.27%	1,512,668	91.53%
Use of Net Position	427,846	405,582	-	0.00%	-	0.00%
TOTAL REVENUES	\$ 2,284,846	\$ 2,262,582	\$ 1,843,454	81.48%	\$ 1,512,668	82.50%
Appropriations:						
Transportation*	\$ 2,274,846	\$ 2,252,582	\$ 1,742,194	77.34%	\$ 1,299,952	71.33%
Non-Departmental:						
Reserves - Compensation	10,000	10,000	-	0.00%	-	0.00%
Total Non-Departmental	10,000	10,000	-	0.00%	-	0.00%
TOTAL APPROPRIATIONS	\$ 2,284,846	\$ 2,262,582	\$ 1,742,194	77.00%	\$ 1,299,952	70.90%
Projected Net Position December 31	\$ 806,574	\$ 828,838				
Net Position as of Report Date			\$ 1,335,680			

* Includes amounts transferred to the renewal and extension fund for capital improvement purposes.

YTD FINANCIAL REPORT 2023 | GWINNETT COUNTY

Economic Development Operating Fund (530)

The Economic Development Operating Fund supports debt service and operations related to economic development. Debt service payments occur biannually in March and September.

	FY 2023			% Actual to Current Budget	FY 2022	
	2023 Adopted Budget	Current Annual Budget as of 10/31/2023	Actuals YTD as of 10/31/2023		Actuals YTD as of 10/31/2022	% Actual to 10/31/2022 Budget
Net Position January 1	\$ 12,204,665	\$ 12,204,665	\$ 12,204,665			
Revenues:						
Investment Income	\$ -	\$ 200,000	\$ 226,221	113.11%	\$ 61,818	-
Miscellaneous	5,101,129	5,101,129	5,046,878	98.94%	4,494,826	114.52%
Other Financing Sources	2,200,000	2,200,000	738,556	33.57%	-	0.00%
Revenues without Use of Net Position	7,301,129	7,501,129	6,011,655	80.14%	4,556,644	52.75%
Use of Net Position	2,234,202	2,034,202	-	0.00%	-	0.00%
TOTAL REVENUES	\$ 9,535,331	\$ 9,535,331	\$ 6,011,655	63.05%	\$ 4,556,644	51.82%
Appropriations:						
Non-Departmental:						
Economic Development Activity	\$ 9,535,331	\$ 9,535,331	\$ 6,453,138	67.68%	\$ 6,602,185	75.09%
Total Non-Departmental	9,535,331	9,535,331	6,453,138	67.68%	6,602,185	75.09%
TOTAL APPROPRIATIONS	\$ 9,535,331	\$ 9,535,331	\$ 6,453,138	67.68%	\$ 6,602,185	75.09%
Projected Net Position December 31	\$ 9,970,463	\$ 10,170,463				
Net Position as of Report Date			\$ 11,763,182			

YTD FINANCIAL REPORT 2023 | GWINNETT COUNTY

Local Transit Operating Fund (515)

The Local Transit Operating Fund accounts for the operation and maintenance of the Transit System. Revenues are received from fares and a contribution from the General Fund.

	FY 2023			% Actual to Current Budget	FY 2022	
	2023 Adopted Budget	Current Annual Budget as of 10/31/2023	Actuals YTD as of 10/31/2023		Actuals YTD as of 10/31/2022	% Actual to 10/31/2022 Budget
Net Position January 1	\$ 14,900,920	\$ 14,900,920	\$ 14,900,920			
Revenues:						
Charges for Services	\$ 1,280,828	\$ 1,280,828	\$ 1,851,602	144.56%	\$ 1,493,222	113.69%
Investment Income	269,380	415,000	377,686	91.01%	172,523	225.41%
Miscellaneous	-	-	21,710	-	11,841	236.82%
Other Financing Sources	18,500,000	18,500,000	15,416,667	83.33%	17,198,088	89.50%
Revenues without Use of Net Position	20,050,208	20,195,828	17,667,665	87.48%	18,875,674	91.59%
Use of Net Position	11,819,222	11,673,602	-	0.00%	-	0.00%
TOTAL REVENUES	\$ 31,869,430	\$ 31,869,430	\$ 17,667,665	55.44%	\$ 18,875,674	63.25%
Appropriations:						
Transportation*	\$ 31,859,430	\$ 31,859,430	\$ 17,416,291	54.67%	\$ 16,576,650	55.56%
Non-Departmental:						
Reserves - Compensation	10,000	10,000	-	0.00%	-	0.00%
Total Non-Departmental	10,000	10,000	-	0.00%	-	0.00%
TOTAL APPROPRIATIONS	\$ 31,869,430	\$ 31,869,430	\$ 17,416,291	54.65%	\$ 16,576,650	55.54%
Projected Net Position December 31	\$ 3,081,698	\$ 3,227,318				
Net Position as of Report Date			\$ 15,152,294			

* Includes amounts transferred to the renewal and extension fund for capital improvement purposes.

YTD FINANCIAL REPORT 2023 | GWINNETT COUNTY

Solid Waste Operating Fund (595)

The Solid Waste Operating Fund accounts for the operations as provided in the Solid Waste Collection and Disposal Services Ordinance. Tax revenues are received quarterly from non-exclusive franchise fees paid by commercial waste haulers. Residential service fees are paid by homeowners in unincorporated Gwinnett County and reported as Charges for Services. Payments to haulers lag one month.

	FY 2023			% Actual to Current Budget	FY 2022	
	2023 Adopted Budget	Current Annual Budget as of 10/31/2023	Actuals YTD as of 10/31/2023		Actuals YTD as of 10/31/2022	% Actual to 10/31/2022 Budget
Net Position January 1	\$ 26,659,777	\$ 26,659,777	\$ 26,659,777			
Revenues:						
Taxes	\$ 950,000	\$ 950,000	\$ 1,124,664	118.39%	\$ 1,048,938	110.41%
Charges for Services	47,669,087	47,669,087	41,085,485	86.19%	36,760,472	83.70%
Investment Income	409,178	1,800,000	1,561,606	86.76%	311,679	157.88%
Contributions and Donations	-	-	-	-	10,000	-
Miscellaneous	100	100	560	560.00%	998	998.00%
Revenues without Use of Net Position	49,028,365	50,419,187	43,772,315	86.82%	38,132,087	84.61%
Use of Net Position	8,496,697	7,091,940	-	0.00%	-	0.00%
TOTAL REVENUES	\$ 57,525,062	\$ 57,511,127	\$ 43,772,315	76.11%	\$ 38,132,087	80.64%
Appropriations:						
Support Services	\$ 57,515,062	\$ 57,501,127	\$ 41,118,752	71.51%	\$ 34,558,991	73.10%
Non-Departmental:						
Reserves - Compensation	10,000	10,000	-	0.00%	-	0.00%
Total Non-Departmental	10,000	10,000	-	0.00%	-	0.00%
TOTAL APPROPRIATIONS	\$ 57,525,062	\$ 57,511,127	\$ 41,118,752	71.50%	\$ 34,558,991	73.08%
Projected Net Position December 31	\$ 18,163,080	\$ 19,567,837				
Net Position as of Report Date			\$ 29,313,340			

Payments to Haulers is included in the Support Services expense line item.

YTD FINANCIAL REPORT 2023 | GWINNETT COUNTY

Stormwater Operating Fund (590)

This fund supports the operation, maintenance, and capital improvement of the County's stormwater system. Charges for services are calculated based on the impervious surface of a parcel of land and are collected in the fourth quarter with property tax collections.

	FY 2023			% Actual to Current Budget	FY 2022	
	2023 Adopted Budget	Current Annual Budget as of 10/31/2023	Actuals YTD as of 10/31/2023		Actuals YTD as of 10/31/2022	% Actual to 10/31/2022 Budget
Net Position January 1	\$ 13,789,758	\$ 13,789,758	\$ 13,789,758			
Revenues:						
Charges for Services	\$ 31,389,011	\$ 31,389,011	\$ 29,852,403	95.10%	\$ 10,197,597	32.90%
Investment Income	47,129	500,000	461,450	92.29%	110,593	622.01%
Miscellaneous	-	-	3,682	-	5,726	-
Revenues without Use of Net Position	31,436,140	31,889,011	30,317,535	95.07%	10,313,916	33.26%
Use of Net Position	1,415,580	863,855	-	0.00%	-	-
TOTAL REVENUES	\$ 32,851,720	\$ 32,752,866	\$ 30,317,535	92.56%	\$ 10,313,916	33.26%
Appropriations:						
Planning and Development	\$ 1,947,096	\$ 1,922,847	\$ 1,335,033	69.43%	\$ 916,095	73.50%
Water Resources*	30,786,624	30,712,019	18,514,109	60.28%	10,379,047	35.95%
Non-Departmental:						
Reserves - Compensation	40,000	40,000	-	0.00%	-	0.00%
Reserves - Fuel/Parts	13,000	13,000	-	0.00%	-	0.00%
Non-Departmental Stormwater	65,000	65,000	-	0.00%	-	0.00%
Total Non-Departmental	118,000	118,000	-	0.00%	-	0.00%
TOTAL APPROPRIATIONS	\$ 32,851,720	\$ 32,752,866	\$ 19,849,142	60.60%	\$ 11,295,142	36.42%
Projected Net Position December 31	\$ 12,374,178	\$ 12,925,903				
Net Position as of Report Date			\$ 24,258,151			

* Includes amounts transferred to the renewal and extension fund for capital improvement purposes.

YTD FINANCIAL REPORT 2023 | GWINNETT COUNTY

Water and Sewer Operating Fund (501)

This fund supports the operation, maintenance, and capital improvement of the water and sewer system. Revenues are received from monthly usage bills, connections fees, and development charges.

	FY 2023			% Actual to Current Budget	FY 2022	
	2023 Adopted Budget	Current Annual Budget as of 10/31/2023	Actuals YTD as of 10/31/2023		Actuals YTD as of 10/31/2022	% Actual to 10/31/2022 Budget
Net Position January 1	\$ 173,730,520	\$ 173,730,520	\$ 173,730,520			
Revenues:						
Charges for Services	\$ 387,229,960	\$ 387,229,960	\$ 319,352,566	82.47%	\$ 300,091,011	84.02%
Investment Income	1,461,835	4,600,000	4,327,937	94.09%	1,387,453	230.03%
Contributions and Donations	21,769,507	21,769,507	24,154,630	110.96%	25,359,005	117.99%
Miscellaneous	50,000	50,000	237,323	474.65%	932,108	1,864.22%
Revenues without Use of Net Position	410,511,302	413,649,467	348,072,456	84.15%	327,769,577	86.42%
Use of Net Position	13,669,534	9,854,079	-	0.00%	-	0.00%
TOTAL REVENUES	\$ 424,180,836	\$ 423,503,546	\$ 348,072,456	82.19%	\$ 327,769,577	81.38%
Appropriations:						
Planning and Development	\$ 1,126,620	\$ 1,126,620	\$ 781,841	69.40%	\$ 731,507	76.26%
Water Resources*	422,441,216	421,763,926	341,172,187	80.89%	323,820,407	80.63%
Non-Departmental:						
Reserves - Compensation	410,000	410,000	-	0.00%	-	0.00%
Reserves - Fuel/Parts	103,000	103,000	-	0.00%	-	0.00%
Non-Departmental Water Resources	100,000	100,000	-	0.00%	-	0.00%
Total Non-Departmental	613,000	613,000	-	0.00%	-	0.00%
TOTAL APPROPRIATIONS	\$ 424,180,836	\$ 423,503,546	\$ 341,954,028	80.74%	\$ 324,551,914	80.58%
Projected Net Position December 31	\$ 160,060,986	\$ 163,876,441				
Net Position as of Report Date			\$ 179,848,948			

* Includes amounts transferred to the renewal and extension fund for capital improvement purposes.

YTD FINANCIAL REPORT 2023 | GWINNETT COUNTY

Administrative Support Fund (665)

The Administrative Support Fund accounts for the activities of all central support departments: County Administration (excluding the County Clerk, Community Outreach, Economic Development, Gwinnett Clean and Beautiful, and Internal Audit), Financial Services (excluding the Tax Assessor), Human Resources, Information Technology Services, Law, and Support Services. These activities are funded by indirect cost charges to all other funds receiving benefits.

	FY 2023			% Actual to Current Budget	FY 2022	
	2023 Adopted Budget	Current Annual Budget as of 10/31/2023	Actuals YTD as of 10/31/2023		Actuals YTD as of 10/31/2022	% Actual to 10/31/2022 Budget
Net Position January 1	\$ 13,984,104	\$ 13,984,104	\$ 13,984,104			
Revenues:						
Charges for Services	\$ 128,012,021	\$ 128,012,021	\$ 89,141,471	69.64%	\$ 72,679,649	66.07%
Investment Income	201,394	450,000	371,971	82.66%	349,213	246.69%
Miscellaneous	341,227	341,227	541,977	158.83%	378,455	133.95%
TOTAL REVENUES	\$ 128,554,642	\$ 128,803,248	\$ 90,055,419	69.92%	\$ 73,407,317	65.84%
Appropriations:						
Communications	\$ 8,582,631	\$ 8,493,084	\$ 5,116,273	60.24%	\$ 3,642,892	48.11%
County Administration	4,103,849	5,341,599	2,647,386	49.56%	1,423,071	65.56%
Financial Services	13,814,838	12,338,251	9,546,805	77.38%	9,870,457	76.61%
Human Resources	6,719,490	6,549,679	4,630,781	70.70%	3,912,291	74.84%
Information Technology Services	68,256,200	67,769,723	38,405,013	56.67%	35,907,922	60.59%
Law	3,525,576	3,479,817	2,824,800	81.18%	2,609,612	76.32%
Support Services	21,003,558	21,236,018	16,682,111	78.56%	14,675,002	74.55%
Non-Departmental:						
Reserves - Fuel/Parts	3,000	3,000	-	0.00%	-	0.00%
Non-Departmental Admin Support	2,545,500	2,535,500	668,998	26.39%	581,632	46.09%
Total Non-Departmental	2,548,500	2,538,500	668,998	26.35%	581,632	45.98%
Appropriations without Working Capital Reserve	128,554,642	127,746,671	80,522,167	63.03%	72,622,879	65.14%
Working Capital Reserve	-	1,056,577	-	0.00%	-	-
TOTAL APPROPRIATIONS	\$ 128,554,642	\$ 128,803,248	\$ 80,522,167	62.52%	\$ 72,622,879	65.14%
Projected Net Position December 31	\$ 13,984,104	\$ 15,040,681				
Net Position as of Report Date			\$ 23,517,356			

YTD FINANCIAL REPORT 2023 | GWINNETT COUNTY

Auto Liability Fund (606)

The Auto Liability Fund accounts for all financial transactions related to the County's property, liability and casualty insurance coverage on vehicles. Revenues are contributions from other Gwinnett County funds and are based on the number of employees and actual third party automobile claims for County vehicles only.

	FY 2023			% Actual to Current Budget	FY 2022	
	2023 Adopted Budget	Current Annual Budget as of 10/31/2023	Actuals YTD as of 10/31/2023		Actuals YTD as of 10/31/2022	% Actual to 10/31/2022 Budget
Net Position January 1	\$ 1,048,411	\$ 1,048,411	\$ 1,048,411			
Revenues:						
Charges for Services	\$ 2,250,395	\$ 2,250,395	\$ 1,875,327	83.33%	\$ 1,458,333	83.33%
Investment Income	64,278	160,000	141,269	88.29%	61,640	233.57%
Revenues without Use of Net Position	2,314,673	2,410,395	2,016,596	83.66%	1,519,973	85.57%
Use of Net Position	69,990	474,268	-	0.00%	-	0.00%
TOTAL REVENUES	\$ 2,384,663	\$ 2,884,663	\$ 2,016,596	69.91%	\$ 1,519,973	65.22%
Appropriations:						
Financial Services	\$ 2,384,663	\$ 2,884,663	\$ 1,974,451	68.45%	\$ 1,331,159	57.11%
TOTAL APPROPRIATIONS	\$ 2,384,663	\$ 2,884,663	\$ 1,974,451	68.45%	\$ 1,331,159	57.11%
Projected Net Position December 31	\$ 978,421	\$ 574,143				
Net Position as of Report Date			\$ 1,090,556			

YTD FINANCIAL REPORT 2023 | GWINNETT COUNTY

Fleet Management Fund (610)

The Fleet Management Fund accounts for all financial transactions related to the maintenance of the County fleet.

	FY 2023				FY 2022	
	2023 Adopted Budget	Current Annual Budget as of 10/31/2023	Actuals YTD as of 10/31/2023	% Actual to Current Budget	Actuals YTD as of 10/31/2022	% Actual to 10/31/2022 Budget
Net Position January 1	\$ 5,263,839	\$ 5,263,839	\$ 5,263,839			
Revenues:						
Charges for Services	\$ 10,465,580	\$ 12,696,703	\$ 11,549,266	90.96%	\$ 9,790,495	98.03%
Investment Income	-	200,000	209,606	104.80%	29,596	-
Miscellaneous	277,000	277,000	415,463	149.99%	279,536	100.92%
Other Financing Sources	-	-	47,185	-	32,119	-
TOTAL REVENUES	\$ 10,742,580	\$ 13,173,703	\$ 12,221,520	92.77%	\$ 10,131,746	98.71%
Appropriations:						
Support Services	\$ 9,908,667	\$ 11,910,285	\$ 9,585,887	80.48%	\$ 7,632,823	84.09%
Non-Departmental:						
Reserves - Compensation	26,000	26,000	-	0.00%	-	0.00%
Reserves - Fuel/Parts	2,000	2,000	-	0.00%	-	0.00%
Non-Departmental Fleet Management	538,739	538,739	448,949	83.33%	861,628	82.26%
Total Non-Departmental	566,739	566,739	448,949	79.22%	861,628	81.17%
Appropriations without Working Capital Reserve	10,475,406	12,477,024	10,034,836	80.43%	8,494,451	83.78%
Working Capital Reserve	267,174	696,679	-	0.00%	-	0.00%
TOTAL APPROPRIATIONS	\$ 10,742,580	\$ 13,173,703	\$ 10,034,836	76.17%	\$ 8,494,451	82.76%
Projected Net Position December 31	\$ 5,531,013	\$ 5,960,518				
Net Position as of Report Date			\$ 7,450,523			

YTD FINANCIAL REPORT 2023 | GWINNETT COUNTY

Group Self-Insurance Fund (605)

The Group Self Insurance Fund accounts for all financial transactions related to the payment of premiums and benefits for active employees' health, disability, and life insurance. Revenues are received from employee and employer contributions.

	FY 2023			% Actual to Current Budget	FY 2022	
	2023 Adopted Budget	Current Annual Budget as of 10/31/2023	Actuals YTD as of 10/31/2023		Actuals YTD as of 10/31/2022	% Actual to 10/31/2022 Budget
Net Position January 1	\$ 49,221,108	\$ 49,221,108	\$ 49,221,108			
Revenues:						
Charges for Services	\$ 77,900,387	\$ 77,900,387	\$ 62,088,535	79.70%	\$ 63,207,300	81.94%
Investment Income	478,691	1,450,000	1,351,350	93.20%	550,590	232.13%
Miscellaneous	-	-	297,067	-	156,019	-
TOTAL REVENUES	\$ 78,379,078	\$ 79,350,387	\$ 63,736,952	80.32%	\$ 63,913,909	80.45%
Appropriations:						
Human Resources	\$ 78,019,035	\$ 77,942,713	\$ 62,163,134	79.75%	\$ 55,080,514	69.34%
Non-Departmental:						
Reserves - Compensation	10,000	10,000	-	0.00%	-	0.00%
Total Non-Departmental	10,000	10,000	-	0.00%	-	0.00%
Appropriations without Working Capital Reserve	78,029,035	77,952,713	62,163,134	79.74%	55,080,514	69.33%
Working Capital Reserve	350,043	1,397,674	-	0.00%	-	-
TOTAL APPROPRIATIONS	\$ 78,379,078	\$ 79,350,387	\$ 62,163,134	78.34%	\$ 55,080,514	69.33%
Projected Net Position December 31	\$ 49,571,151	\$ 50,618,782				
Net Position as of Report Date			\$ 50,794,926			

YTD FINANCIAL REPORT 2023 | GWINNETT COUNTY

Risk Management Fund (602)

The Risk Management Fund accounts for all financial transactions related to the County's property liability and casualty insurance. Revenues are received from charges to the user departments based on the number of employees, prior claims, and property liability coverage needs. Annual insurance premiums are paid in January.

	FY 2023			% Actual to Current Budget	FY 2022	
	2023 Adopted Budget	Current Annual Budget as of 10/31/2023	Actuals YTD as of 10/31/2023		Actuals YTD as of 10/31/2022	% Actual to 10/31/2022 Budget
Net Position January 1	\$ 1,999,799	\$ 1,999,799	\$ 1,999,799			
Revenues:						
Charges for Services	\$ 12,532,700	\$ 12,532,700	\$ 10,443,944	83.33%	\$ 9,391,691	83.33%
Investment Income	24,825	90,000	112,177	124.64%	80,568	115.81%
Miscellaneous	-	-	125,928	-	31,508	-
TOTAL REVENUES	\$ 12,557,525	\$ 12,622,700	\$ 10,682,049	84.63%	\$ 9,503,767	83.81%
Appropriations:						
Financial Services	\$ 11,393,170	\$ 11,643,170	\$ 8,526,064	73.23%	\$ 7,774,217	70.52%
Non-Departmental:						
Reserves - Compensation	10,000	10,000	-	0.00%	-	0.00%
Total Non-Departmental	10,000	10,000	-	0.00%	-	0.00%
Appropriations without Working Capital Reserve	11,403,170	11,653,170	8,526,064	73.17%	7,774,217	70.46%
Working Capital Reserve	1,154,355	969,530	-	0.00%	-	0.00%
TOTAL APPROPRIATIONS	\$ 12,557,525	\$ 12,622,700	\$ 8,526,064	67.55%	\$ 7,774,217	68.56%
Projected Net Position December 31	\$ 3,154,154	\$ 2,969,329				
Net Position as of Report Date			\$ 4,155,784			

YTD FINANCIAL REPORT 2023 | GWINNETT COUNTY

Workers' Compensation Fund (604)

The Workers' Compensation Fund accounts for financial transactions related to the payment of workers' compensation claims. Revenue is received from the user departments based upon the number of employees and prior claims.

	FY 2023				FY 2022	
	2023 Adopted Budget	Current Annual Budget as of 10/31/2023	Actuals YTD as of 10/31/2023	% Actual to Current Budget	Actuals YTD as of 10/31/2022	% Actual to 10/31/2022 Budget
Net Position January 1	\$ 9,057,373	\$ 9,057,373	\$ 9,057,373			
Revenues:						
Charges for Services	\$ 4,500,994	\$ 4,500,994	\$ 3,750,827	83.33%	\$ 3,333,333	83.33%
Investment Income	127,630	525,000	472,682	90.03%	142,405	188.96%
Miscellaneous	-	-	72,621	-	111,121	-
Revenues without Use of Net Position	4,628,624	5,025,994	4,296,130	85.48%	3,586,859	88.01%
Use of Net Position	1,380,519	981,323	-	0.00%	-	0.00%
TOTAL REVENUES	\$ 6,009,143	\$ 6,007,317	\$ 4,296,130	71.51%	\$ 3,586,859	63.53%
Appropriations:						
Human Resources	\$ 5,999,143	\$ 5,997,317	\$ 3,443,051	57.41%	\$ 3,066,572	54.41%
Non-Departmental:						
Reserves - Compensation	10,000	10,000	-	0.00%	-	0.00%
Total Non-Departmental	10,000	10,000	-	0.00%	-	0.00%
TOTAL APPROPRIATIONS	\$ 6,009,143	\$ 6,007,317	\$ 3,443,051	57.31%	\$ 3,066,572	54.31%
Projected Net Position December 31	\$ 7,676,854	\$ 8,076,050				
Net Position as of Report Date			\$ 9,910,452			

BUDGET ADJUSTMENTS BY FUND - REVENUES

AS OF 10/31/2023

Department/Fund	2023 Adopted Budget	2023 Current Annual Budget - October	Difference (Adjustments Year to Date)	Description	Current Month	Year to Date
General Fund (001)						
Investment Income	\$ 1,173,830	\$ 7,006,362	\$ 5,832,532	GCID 20230742 Of a Resolution amending the Fiscal Year 2023 Budget to reflect adjustments to revenues based on actual receipts and anticipated appropriations.	\$ -	\$ 5,832,532
				Total: Investment Income	-	5,832,532
Intergovernmental	\$ 4,012,581	\$ 4,207,958	\$ 195,377	GCID 20230859 to accept a Secure the Vote grant in the amount of \$195,376.63 from the Georgia Secretary of State to reimburse the County for postage costs associated with 2022 Redistricting postcard mailer. Approval/authorization for the Chairwoman, or designee, to sign any all related documents. Subject to approval as to form by the Law Department. The reimbursement is in accordance with OCGA 21-2-226(e).	195,377	195,377
				Total: Intergovernmental	195,377	195,377
Contributions and Donations	87,250	103,675	16,425	GCID 20230362 To accept a donation from Northside Hospital Gwinnett. This donation will be used for lifeguard training initiatives through our Parks & Recreation Division.	-	16,425
				Total: Contributions and Donations	-	16,425
Other Financing Sources	-	43,249	43,249	GCID 20230843 To adjust budget to incorporate revenue into Proceeds of Capital Asset Disposal - Governmental within the General Fund.	-	43,249
				Total: Other Financing Sources	-	43,249
Use of Fund Balance	6,025,201	12,232,420	6,207,219	To adjust budget for 90 day job vacancies.	-	(746,799)
				GCID 20230859 to accept a Secure the Vote grant in the amount of \$195,376.63 from the Georgia Secretary of State to reimburse the County for postage costs associated with 2022 Redistricting postcard mailer. Approval/authorization for the Chairwoman, or designee, to sign any all related documents. Subject to approval as to form by the Law Department. The reimbursement is in accordance with OCGA 21-2-226(e).	(195,377)	(3,003,505)
				Working capital reserve; Fund balancing entries	237,191	237,191
				GCID 20230622 To renew a Management Agreement with Georgia Gwinnett College for operation and staffing of the Gwinnett Entrepreneur Center. This Agreement is funded 20% through grants awarded by the United States Department of Housing and Urban Development. Subject to approval as to form by the Law Department.	-	117,500
				GCID 20230580 Of Change Order No. 1 to RP031-21-Construction Manager (CM) at Risk for Preconstruction and Construction of Hoooper-Renwick Themed Library Project with Cooper & Company General Contractors, Inc., increasing the contract by \$9,407,156.00. The contract amount is adjusted from \$7,600,000.00 to \$17,007,156.00. Subject to approval as to form by the Law Department.	-	9,407,156

Department/Fund	2023 Adopted Budget	2023 Current Annual Budget - October	Difference (Adjustments Year to Date)	Description	Current Month	Year to Date
Use of Fund Balance				- GCID 20230573 To adjust the compensation of Hearing Officers hearing ad valorem property tax assessment appeals to \$175.00 per parcel and \$50.00 per read-in (settled) appeal.	-	238,925
				GCID 20230843 To adjust budget to incorporate revenue into Proceeds of Capital Asset Disposal - Governmental within the General Fund.	-	(43,249)
				Total: Use of Fund Balance	41,814	6,207,219
<i>Total: General Fund</i>			12,294,802		237,191	12,294,802
Development and Enforcement Services District Fund (104)						
Investment Income	103,209	500,000	396,791	GCID 20230742 Of a Resolution amending the Fiscal Year 2023 Budget to reflect adjustments to revenues based on actual receipts and anticipated appropriations.	-	396,791
Total: Investment Income					-	396,791
Use of Fund Balance	1,616,839	1,755,332	138,493	To adjust budget for 90 day job vacancies.	-	(493,446)
				GCID 20230742 Of a Resolution amending the Fiscal Year 2023 Budget to reflect adjustments to revenues based on actual receipts and anticipated appropriations.	-	618,439
				GCID 20230423 For the Chairwoman to execute a Resolution Setting the Compensation of the Members of the Municipal-Gwinnett County Planning Commission. Subject to approval as to form by the Law Department.	-	13,500
Total: Use of Fund Balance					-	138,493
<i>Total: Development and Enforcement Services District Fund</i>			535,284		-	535,284
Fire and Emergency Medical Services District Fund (102)						
Investment Income	346,506	2,100,000	1,753,494	GCID 20230742 Of a Resolution amending the Fiscal Year 2023 Budget to reflect adjustments to revenues based on actual receipts and anticipated appropriations.	-	1,753,494
Total: Investment Income					-	1,753,494
Use of Fund Balance	11,136,302	9,247,846	(1,888,456)	To adjust budget for 90 day job vacancies.	-	(134,962)
				GCID 20230742 Of a Resolution amending the Fiscal Year 2023 Budget to reflect adjustments to revenues based on actual receipts and anticipated appropriations.	-	(1,753,494)
				Total: Use of Fund Balance	-	(1,888,456)
<i>Total: Fire and Emergency Medical Services District Fund</i>			(134,962)		-	(134,962)
Loganville EMS District Fund (103)						
Investment Income	5,378	14,000	8,622	GCID 20230742 Of a Resolution amending the Fiscal Year 2023 Budget to reflect adjustments to revenues based on actual receipts and anticipated appropriations.	-	8,622
Use of Fund Balance	71,864	63,242	(8,622)	GCID 20230742 Of a Resolution amending the Fiscal Year 2023 Budget to reflect adjustments to revenues based on actual receipts and anticipated appropriations.	-	(8,622)
<i>Total: Loganville EMS District Fund</i>			-		-	-

Department/Fund	2023 Adopted Budget	2023 Current Annual Budget - October	Difference (Adjustments Year to Date)	Description	Current Month	Year to Date
Police Services District Fund (106)						
Charges for Services	2,001,000	1,001,000	(1,000,000)	GCID 20230742 Of a Resolution amending the Fiscal Year 2023 Budget to reflect adjustments to revenues based on actual receipts and anticipated appropriations.	-	(1,000,000)
				Total: Charges for Services	-	(1,000,000)
Investment Income	514,989	3,000,000	2,485,011	GCID 20230742 Of a Resolution amending the Fiscal Year 2023 Budget to reflect adjustments to revenues based on actual receipts and anticipated appropriations.	-	2,485,011
				Total: Investment Income	-	2,485,011
Use of Fund Balance	15,672,686	13,952,213	(1,720,473)	To adjust budget for 90 day job vacancies.	-	(277,562)
				GCID 20230742 Of a Resolution amending the Fiscal Year 2023 Budget to reflect adjustments to revenues based on actual receipts and anticipated appropriations.	-	(1,455,911)
				Police non-departmental; Fund balancing entries	13,000	13,000
				Total: Use of Fund Balance	13,000	(1,720,473)
<i>Total: Police Services District Fund</i>			(235,462)		13,000	(235,462)
Recreation Fund (105)						
Investment Income	129,363	1,000,000	870,637	GCID 20230742 Of a Resolution amending the Fiscal Year 2023 Budget to reflect adjustments to revenues based on actual receipts and anticipated appropriations.	-	870,637
Contributions and Donations	400	33,975	33,575	GCID 20230362 To accept a donation from Northside Hospital Gwinnett. This donation will be used for lifeguard training initiatives through our Parks & Recreation Division.	-	33,575
<i>Total: Recreation Fund</i>			904,212		-	904,212
Economic Development (160)						
Investment Income	-	500,000	500,000	GCID 20230742 Of a Resolution amending the Fiscal Year 2023 Budget to reflect adjustments to revenues based on actual receipts and anticipated appropriations.	-	500,000
Use of Fund Balance	4,636,513	4,136,513	(500,000)	GCID 20230742 Of a Resolution amending the Fiscal Year 2023 Budget to reflect adjustments to revenues based on actual receipts and anticipated appropriations.	-	(500,000)
<i>Total: Gwinnett Place TAD Fund</i>			-		-	-
Gwinnett Place TAD Fund (165)						
Investment Income	-	200,000	200,000	GCID 20230742 Of a Resolution amending the Fiscal Year 2023 Budget to reflect adjustments to revenues based on actual receipts and anticipated appropriations.	-	200,000
<i>Total: Gwinnett Place TAD Fund</i>			200,000		-	200,000
Indian Trail TAD Fund (162)						
Investment Income	-	175,000	175,000	GCID 20230742 Of a Resolution amending the Fiscal Year 2023 Budget to reflect adjustments to revenues based on actual receipts and anticipated appropriations.	-	175,000
<i>Total: Indian Trail TAD Fund</i>			175,000		-	175,000
Jimmy Carter Boulevard TAD Fund (161)						
Investment Income	-	750,000	750,000	GCID 20230742 Of a Resolution amending the Fiscal Year 2023 Budget to reflect adjustments to revenues based on actual receipts and anticipated appropriations.	-	750,000
<i>Total: Jimmy Carter Boulevard TAD Fund</i>			750,000		-	750,000

Department/Fund	2023 Adopted Budget	2023 Current Annual Budget - October	Difference (Adjustments Year to Date)	Description	Current Month	Year to Date
Lake Lucerne TAD Fund (164)						
Investment Income	-	20,000	20,000	GCID 20230742 Of a Resolution amending the Fiscal Year 2023 Budget to reflect adjustments to revenues based on actual receipts and anticipated appropriations.	-	20,000
<i>Total: Lake Lucerne TAD Fund</i>			20,000		-	20,000
Park Place TAD Fund (163)						
Investment Income	-	150,000	150,000	GCID 20230742 Of a Resolution amending the Fiscal Year 2023 Budget to reflect adjustments to revenues based on actual receipts and anticipated appropriations.	-	150,000
<i>Total: Park Place TAD Fund</i>			150,000		-	150,000
The Exchange at Gwinnett TAD Fund (166)						
Investment Income	-	150,000	150,000	GCID 20230742 Of a Resolution amending the Fiscal Year 2023 Budget to reflect adjustments to revenues based on actual receipts and anticipated appropriations.	-	150,000
Total: Investment Income					-	150,000
Use of Fund Balance	3,010,126	4,268,094	1,257,968	GCID 20200532 Of a Supplemental Resolution authorizing the issuance of its Tax Allocation Bonds to finance and refinance a portion of the redevelopment costs associated with Tax Allocation District Number Six-The Exchange at Gwinnett; and for other related purposes. Authorization for staff to make revisions as necessary to finalize the agreements and documents. Subject to approval as to form by the Law Department.	-	1,407,968
GCID 20230742 Of a Resolution amending the Fiscal Year 2023 Budget to reflect adjustments to revenues based on actual receipts and anticipated appropriations.					-	(150,000)
Total: Use of Fund Balance					-	1,257,968
<i>Total: The Exchange at Gwinnett TAD Fund</i>			1,407,968		-	1,407,968
Speed Hump Fund (003)						
Investment Income	6,620	20,000	13,380	GCID 20230742 Of a Resolution amending the Fiscal Year 2023 Budget to reflect adjustments to revenues based on actual receipts and anticipated appropriations.	-	16,580
Use of Fund Balance	383,459	370,079	(13,380)	GCID 20230742 Of a Resolution amending the Fiscal Year 2023 Budget to reflect adjustments to revenues based on actual receipts and anticipated appropriations.	-	(16,580)
<i>Total: Speed Hump Fund</i>			-		-	-

Department/Fund	2023 Adopted Budget	2023 Current Annual Budget - October	Difference (Adjustments Year to Date)	Description	Current Month	Year to Date
Street Lighting Fund (002)						
Charges for Services	9,186,827	9,200,947	14,120	GCID 20230733 Of incorporation of the Timberloch subdivision into the Gwinnett County Streetlighting Program. The estimated installation cost is \$14,580.00 and the estimated annual revenue and operating cost is \$6,635.00. The installation of these streetlights is funded by the 2017 SPLOST Program. Subject to approval as to form by the Law Department.	-	6,635
				GCID 20230838 Incorporation of the Parkwood Ridge subdivision into the Gwinnett County Streetlighting Program, The estimated installation cost is \$18,360 and estimated annual revenue and operating cost is \$7,485.00. The installation of these streetlights is funded by the 2017 SPLOST Program. Subject to approval as to the form by the Law Department.	7,485	7,485
				Total: Use of Fund Balance	7,485	14,120
Investment Income	-	40,000	40,000	GCID 20230742 Of a Resolution amending the Fiscal Year 2023 Budget to reflect adjustments to revenues based on actual receipts and anticipated appropriations.	-	40,000
				Total: Investment Income	-	40,000
<i>Total: Street Lighting Fund</i>			54,120		7,485	54,120
Opioid Fund (015)						
Investment Income	-	60,000	60,000	GCID 20230742 Of a Resolution amending the Fiscal Year 2023 Budget to reflect adjustments to revenues based on actual receipts and anticipated appropriations.	-	60,000
<i>Total: Opioid Fund</i>			60,000		-	60,000
E-911 Fund (095)						
Investment Income	361,575	1,000,000	638,425	GCID 20230742 Of a Resolution amending the Fiscal Year 2023 Budget to reflect adjustments to revenues based on actual receipts and anticipated appropriations.	-	638,425
Use of Fund Balance	3,338,464	2,700,039	(638,425)	GCID 20230742 Of a Resolution amending the Fiscal Year 2023 Budget to reflect adjustments to revenues based on actual receipts and anticipated appropriations.	-	(638,425)
<i>Total: E-911 Fund</i>			-		-	-
Sheriff Inmate Fund (090)						
Investment Income	-	90,000	90,000	GCID 20230742 Of a Resolution amending the Fiscal Year 2023 Budget to reflect adjustments to revenues based on actual receipts and anticipated appropriations.	-	90,000
Use of Fund Balance	139,141	49,141	(90,000)	GCID 20230742 Of a Resolution amending the Fiscal Year 2023 Budget to reflect adjustments to revenues based on actual receipts and anticipated appropriations.	-	(90,000)
<i>Total: Sheriff Inmate Fund</i>			-		-	-

Department/Fund	2023 Adopted Budget	2023 Current Annual Budget - October	Difference (Adjustments Year to Date)	Description	Current Month	Year to Date
Police Special Justice Fund (070)						
Fines and Forfeitures	-	73,795	73,795	Adjust revenue and appropriation budgets to incorporate collected revenue for confiscated assets for Special Revenue Funds.	-	73,795
				Total: Fines and Forfeitures	-	73,795
Use of Fund Balance	302,239	228,444	(73,795)	Adjust revenue and appropriation budgets to incorporate collected revenue for confiscated assets for Special Revenue Funds.	-	(73,795)
				Total: Use of Fund Balance	-	(73,795)
<i>Total: Police Special Justice Fund</i>						
			-		-	-
Police Special State Fund (072)						
Fines and Forfeitures	-	323,200	323,200	Adjust revenue and appropriation budgets to incorporate collected revenue for confiscated assets for Special Revenue Funds.	-	311,089
				Total: Fines and Forfeitures	-	311,089
Use of Fund Balance	512,866	189,666	(323,200)	Adjust revenue and appropriation budgets to incorporate collected revenue for confiscated assets for Special Revenue Funds.	-	(311,089)
				Total: Use of Fund Balance	-	(311,089)
<i>Total: Police Special State Fund</i>						
			-		-	-
Sheriff Special Justice Fund (065)						
Fines and Forfeitures	-	90,020	90,020	Adjust revenue and appropriation budgets to incorporate collected revenue for confiscated assets for Special Revenue Funds.	-	90,020
<i>Total: Sheriff Special Justice Fund</i>						
			90,020		-	90,020
Sheriff Special State Fund (067)						
Fines and Forfeitures	-	69,653	69,653	Adjust revenue and appropriation budgets to incorporate collected revenue for confiscated assets for Special Revenue Funds.	-	69,653
<i>Total: Sheriff Special State Fund</i>						
			69,653		-	69,653
Stadium Fund (055)						
Investment Income	12,412	75,000	62,588	GCID 20230742 Of a Resolution amending the Fiscal Year 2023 Budget to reflect adjustments to revenues based on actual receipts and anticipated appropriations.	-	62,588
<i>Total: Stadium Fund</i>						
			62,588		-	62,588
Tourism Fund (050)						
Investment Income	151,566	600,000	448,434	GCID 20230742 Of a Resolution amending the Fiscal Year 2023 Budget to reflect adjustments to revenues based on actual receipts and anticipated appropriations.	-	448,434
Use of Fund Balance	3,591,148	3,142,714	(448,434)	GCID 20230742 Of a Resolution amending the Fiscal Year 2023 Budget to reflect adjustments to revenues based on actual receipts and anticipated appropriations.	-	(448,434)
<i>Total: Tourism Fund</i>						
			-		-	-

Department/Fund	2023 Adopted Budget	2023 Current Annual Budget - October	Difference (Adjustments Year to Date)	Description	Current Month	Year to Date	
Local Transit Operating Fund (515)							
Investment Income	269,380	415,000	145,620	GCID 20230742 Of a Resolution amending the Fiscal Year 2023 Budget to reflect adjustments to revenues based on actual receipts and anticipated appropriations.	-	145,620	
Use of Net Position	11,819,222	11,673,602	(145,620)	GCID 20230742 Of a Resolution amending the Fiscal Year 2023 Budget to reflect adjustments to revenues based on actual receipts and anticipated appropriations.	-	(145,620)	
<i>Total: Local Transit Operating Fund</i>			-		-	-	
Airport Operating Fund (520)							
Use of Net Position	427,846	405,582	(22,264)	To adjust budget for 90 day job vacancies.	-	(22,264)	
<i>Total: Airport Operating Fund</i>			(22,264)		-	(22,264)	
Economic Development Operating Fund (530)							
Investment Income	-	200,000	200,000	GCID 20230742 Of a Resolution amending the Fiscal Year 2023 Budget to reflect adjustments to revenues based on actual receipts and anticipated appropriations.	-	200,000	
Use of Net Position	2,234,202	2,034,202	(200,000)	GCID 20230742 Of a Resolution amending the Fiscal Year 2023 Budget to reflect adjustments to revenues based on actual receipts and anticipated appropriations.	-	(200,000)	
<i>Total: Economic Development Operating Fund</i>			-		-	-	
Solid Waste Operating Fund (595)							
Investment Income	409,178	1,800,000	1,390,822	GCID 20230742 Of a Resolution amending the Fiscal Year 2023 Budget to reflect adjustments to revenues based on actual receipts and anticipated appropriations.	-	1,390,822	
					Total: Investment Income	-	1,390,822
Use of Net Position	8,496,697	7,091,940	(1,404,757)	GCID 20230742 Of a Resolution amending the Fiscal Year 2023 Budget to reflect adjustments to revenues based on actual receipts and anticipated appropriations.	-	(1,390,822)	
					To adjust budget for 90 day job vacancies.	-	(13,935)
					Total: Use of Net Position	-	(1,404,757)
<i>Total: Solid Waste Operating Fund</i>			(13,935)		-	(13,935)	
Stormwater Operating Fund (590)							
Investment Income	47,129	500,000	452,871	GCID 20230742 Of a Resolution amending the Fiscal Year 2023 Budget to reflect adjustments to revenues based on actual receipts and anticipated appropriations.	-	452,871	
					Total: Investment Income	-	452,871
Use of Net Position	1,415,580	863,855	(551,725)	GCID 20230742 Of a Resolution amending the Fiscal Year 2023 Budget to reflect adjustments to revenues based on actual receipts and anticipated appropriations.	-	(452,871)	
					To adjust budget for 90 day job vacancies.	-	(98,854)
					Total: Use of Net Position	-	(551,725)
<i>Total: Stormwater Operating Fund</i>			(98,854)		-	(98,854)	

Department/Fund	2023 Adopted Budget	2023 Current Annual Budget - October	Difference (Adjustments Year to Date)	Description	Current Month	Year to Date
Water and Sewer Operating Fund (501)						
Investment Income	1,461,835	4,600,000	3,138,165	GCID 20230742 Of a Resolution amending the Fiscal Year 2023 Budget to reflect adjustments to revenues based on actual receipts and anticipated appropriations.	-	3,138,165
				Total: Investment Income	-	3,138,165
Use of Net Position	13,669,534	9,854,079	(3,815,455)	To adjust budget for 90 day job vacancies.	-	(1,268,565)
				GCID 20230165 RP004-23, development of the Gwinnett County 2045 Unified Plan, to Tunnell, Spangler & Associates, Inc. dba TSW, amount not to exceed \$1,260,400.00 (negotiated cost savings of \$5,695.00). Contract to follow award. Subject to approval as to form by the Law Department.	-	55,500
				GCID 20230036 Of a Supplemental Resolution approving the forms, terms and conditions and authorizing the execution, delivery, and performance of a Loan Agreement and Note relating to a loan from the Clean Water State Revolving Fund, administered by Georgia Environmental Finance Authority (GEFA), amount not to exceed \$50,000,000; and for other related purposes. Subject to approval as to form by the Law Department.	-	535,775
				GCID 20230742 Of a Resolution amending the Fiscal Year 2023 Budget to reflect adjustments to revenues based on actual receipts and anticipated appropriations.	-	(3,138,165)
				Total: Use of Net Position	-	(3,815,455)
<i>Total: Water and Sewer Operating Fund</i>			(677,290)		-	(677,290)
Administrative Support Fund (665)						
Investment Income	201,394	450,000	248,606	GCID 20230742 Of a Resolution amending the Fiscal Year 2023 Budget to reflect adjustments to revenues based on actual receipts and anticipated appropriations.	-	248,606
<i>Total: Administrative Support Fund</i>			248,606		-	248,606
Auto Liability Fund (606)						
Investment Income	64,278	160,000	95,722	GCID 20230742 Of a Resolution amending the Fiscal Year 2023 Budget to reflect adjustments to revenues based on actual receipts and anticipated appropriations.	-	95,722
Use of Net Position	69,990	474,268	404,278	GCID 20230742 Of a Resolution amending the Fiscal Year 2023 Budget to reflect adjustments to revenues based on actual receipts and anticipated appropriations.	-	404,278
<i>Total: Auto Liability Fund</i>			500,000		-	500,000
Fleet Management Fund (610)						
Charges for Services	10,465,580	12,696,703	2,231,123	GCID 20230742 Of a Resolution amending the Fiscal Year 2023 Budget to reflect adjustments to revenues based on actual receipts and anticipated appropriations.	-	2,231,123
Investment Income	-	200,000	200,000	GCID 20230742 Of a Resolution amending the Fiscal Year 2023 Budget to reflect adjustments to revenues based on actual receipts and anticipated appropriations.	-	200,000
<i>Total: Fleet Management Fund</i>			2,431,123		-	2,431,123
Group Self-Insurance Fund (605)						
Investment Income	478,691	1,450,000	971,309	GCID 20230742 Of a Resolution amending the Fiscal Year 2023 Budget to reflect adjustments to revenues based on actual receipts and anticipated appropriations.	-	971,309
<i>Total: Group Self-Insurance Fund</i>			971,309		-	971,309

Department/Fund	2023 Adopted Budget	2023 Current Annual Budget - October	Difference (Adjustments Year to Date)	Description	Current Month	Year to Date
Risk Management Fund (602)						
Investment Income	24,825	90,000	65,175	GCID 20230742 Of a Resolution amending the Fiscal Year 2023 Budget to reflect adjustments to revenues based on actual receipts and anticipated appropriations.	-	65,175
<i>Total: Risk Management Fund</i>			65,175		-	65,175
Workers' Compensation Fund (604)						
Investment Income	127,630	525,000	397,370	GCID 20230742 Of a Resolution amending the Fiscal Year 2023 Budget to reflect adjustments to revenues based on actual receipts and anticipated appropriations.	-	397,370
Total: Investment Income					-	397,370
Use of Net Position	1,380,519	981,323	(399,196)	GCID 20230742 Of a Resolution amending the Fiscal Year 2023 Budget to reflect adjustments to revenues based on actual receipts and anticipated appropriations.	-	(397,370)
To adjust budget for 90 day job vacancies.					-	(1,826)
Total: Use of Net Position					-	(399,196)
			(1,826)		-	(1,826)
Total Revenue Budget Adjustments			\$ 19,805,267		\$ 257,676	\$ 19,805,267

BUDGET ADJUSTMENTS BY FUND - APPROPRIATIONS

AS OF 10/31/2023

Department/Fund	2023 Adopted Budget	2023 Current Annual Budget - October	Difference (Adjustments Year to Date)	Description	Current Month	Year to Date
General Fund (001)						
Board of Commissioners	\$ 2,120,731	\$ 2,248,618	\$ 127,887	GCID 20230946 Of a Resolution amending the 2023 Compensation Plan. Approval to adjust the Fiscal Year 2023 budget to increase appropriations to reflect the amendment to the 2023 Compensation Plan. Subject to approval as to form by the Law Department.	\$ 17,343	\$ 127,887
				Total: Board of Commissioners	17,343	127,887
Communications	-	689,942	689,942	GCID 20230742 Of a Resolution amending the Fiscal Year 2023 Budget to reflect adjustments to revenues based on actual receipts and anticipated appropriations.	-	689,942
				Total: Communications	-	689,942
County Administration	3,920,202	2,465,815	(1,454,387)	To adjust budget for 90 day job vacancies.	-	(140,595)
				GCID 20230622 To renew a Management Agreement with Georgia Gwinnett College for operation and staffing of the Gwinnett Entrepreneur Center. This Agreement is funded 20% through grants awarded by the United States Department of Housing and Urban Development. Subject to approval as to form by the Law Department.	-	117,500
				GCID 20230742 Of a Resolution amending the Fiscal Year 2023 Budget to reflect adjustments to revenues based on actual receipts and anticipated appropriations.	-	(1,431,292)
				Total: County Administration	-	(1,454,387)
Financial Services	11,728,246	11,692,885	(35,361)	To adjust budget for 90 day job vacancies.	-	(35,361)
				Total: Financial Services	-	(35,361)
Transportation	36,189,397	35,846,662	(342,735)	To adjust budget for 90 day job vacancies.	-	(342,735)
				Total: Transportation	-	(342,735)
Planning and Development	2,430,648	2,438,862	8,214	GCID 20230946 Of a Resolution amending the 2023 Compensation Plan. Approval to adjust the Fiscal Year 2023 budget to increase appropriations to reflect the amendment to the 2023 Compensation Plan. Subject to approval as to form by the Law Department.	\$ 8,214	\$ 8,214
				Total: Planning and Development	8,214	8,214
Police Services	3,339,838	3,331,138	(8,700)	To adjust budget for 90 day job vacancies.	-	(8,700)
				Total: Police Services	-	(8,700)
Corrections	22,101,964	22,233,964	132,000	Transfer from Non-Departmental: Inmate Medical Reserve	44,000	132,000
				Total: Corrections	44,000	132,000

Department/Fund	2023 Adopted Budget	2023 Current Annual Budget - October	Difference (Adjustments Year to Date)	Description	Current Month	Year to Date
Community Services	26,438,943	26,313,331	(125,612)	To adjust budget for 90 day job vacancies.	-	(142,037)
				GCID 20230362 To accept a \$50,000.00 donation from Northside Hospital Gwinnett. This donation will be used for lifeguard training initiatives through our Parks & Recreation division.	-	16,425
				Total: Community Services	-	(125,612)
Community Services Subsidies	31,360,301	31,370,301	10,000	Subsidies of October 24, 2023, Atlanta Regional Commission	10,000	10,000
				Total: Community Services Subsidies	10,000	10,000
Community Services - Elections	6,477,376	6,400,005	(77,371)	To adjust budget for 90 day job vacancies.	-	(77,371)
Juvenile Court	6,066,954	8,044,454	1,977,500	Transfer from Non-Departmental: Court Interpreters Reserve	4,500	47,200
				Transfer from Non-Departmental: Court Reporters Reserve	-	93,800
				Transfer from Non-Departmental: Indigent Defense Reserve	167,000	1,047,500
				Reserves Transfer 3rd Quarter	-	62,500
				Indigent Defense	120,500	726,500
				Total: Juvenile Court	292,000	1,977,500
				Child Advocacy & Juvenile Services	4,693,660	4,725,160
Sheriff	141,999,004	143,187,004	1,188,000	Transfer from Non-Departmental: Inmate Medical Reserve	396,000	1,188,000
				Total: Sheriff	396,000	1,188,000
Clerk of Court	17,089,628	17,528,553	438,925	GCID20230573 To adjust the compensation of Hearing Officers hearing ad valorem property tax assessment appeals to \$175.00 per parcel and \$50.00 per read-in (settled) appeal.	-	238,925
				GCID 20230742 Of a Resolution amending the Fiscal Year 2023 Budget to reflect adjustments to revenues based on actual receipts and anticipated appropriations.	-	200,000
				Total: Clerk of Court	-	438,925
Judiciary	31,173,535	37,959,535	6,786,000	Transfer from Non-Departmental: Court Interpreters Reserve	75,000	430,500
				Transfer from Non-Departmental: Court Reporters Reserve	-	406,200
				Transfer from Non-Departmental: Indigent Defense Reserve - October & November	1,149,500	5,949,300
				Total: Judiciary	1,224,500	6,786,000
Probate Court	3,947,380	4,199,180	251,800	Transfer from Non-Departmental: Court Interpreters Reserve	4,500	18,000
				Transfer from Non-Departmental: Indigent Defense Reserve	32,500	233,800
				Total: Probate Court	37,000	251,800
District Attorney	23,044,949	23,256,583	211,634	GCID 20230946 of a Resolution amending the 2023 Compensation Plan. Approval to adjust the Fiscal Year 2023 budget to increase appropriations to reflect the amendment to the 2023 Compensation Plan. Subject to approval as to form by the Law Department.	211,634	211,634
				Total: District Attorney	211,634	211,634

Department/Fund	2023 Adopted Budget	2023 Current Annual Budget - October	Difference (Adjustments Year to Date)	Description	Current Month	Year to Date
Non-Departmental:						
Contingency	1,628,000	1,553,943	(74,057)	Transfer to Medical Examiner	(7,149)	(64,057)
				Transfer to Other Miscellaneous	(10,000)	(10,000)
				Total: Contingency	(17,149)	(74,057)
Contribution to Capital	23,716,495	33,676,286	9,959,791	GCID 20230580 Of Change Order No. 1 to RP021-21; Construction Manager (CM) at Risk for Preconstruction and Construction of Hooper-Renwick Themed Library Project with Cooper & Company General Contractors, Inc., increasing the contract by \$9,407,156.00. The contract amount is adjusted from \$7,600,000.00 to \$17,007,156.00. Subject to approval as to form by the Law Department.	-	9,407,156
				GCID 20230742 Of a Resolution amending the Fiscal Year 2023 Budget to reflect adjustments to revenues based on actual receipts and anticipated appropriations.	-	552,635
				Total: Contribution to Capital	-	9,959,791
Medical Examiner	1,654,744	1,718,801	64,057	Medical Examiner	7,149	64,057
				Total: Medical Examiner	7,149	64,057
Reserves - Court Interpreters	900,000	287,300	(612,700)	Reserves Transfer	(88,500)	(612,700)
				Total: Reserves - Court Interpreters	(88,500)	(612,700)
Reserves - Court Reporters	1,250,000	562,500	(687,500)	Reserves Transfer	-	(687,500)
				Total: Reserves - Court Reporters	-	(687,500)
Reserves - Indigent Defense	6,710,000	1,865,975	(4,844,025)	Reserves Transfer 1st 6 months	-	(3,355,000)
				Reserves Transfer	(667,500)	(3,026,300)
				Reserves Transfer 3rd quarter	(802,000)	(1,365,300)
				GCID 20230742 Of a Resolution amending the Fiscal Year 2023 Budget to reflect adjustments to revenues based on actual receipts and anticipated appropriations.	-	2,902,575
				Total: Reserves - Indigent Defense	(1,469,500)	(4,844,025)
Reserves - Prisoner Medical	1,760,000	440,000	(1,320,000)	Reserves Transfer	(440,000)	(1,320,000)
				Total: Reserves - Prisoner Medical	(440,000)	(1,320,000)
				Total: Non-Departmental	(2,008,000)	2,485,566
<i>Total: General Fund</i>			12,294,802		237,191	12,294,802
Development and Enforcement Services District Fund (104)						
Planning and Development	17,807,958	18,343,242	535,284	To adjust budget for 90 day job vacancies.	-	(493,446)
				GCID 20230423 For the Chairwoman to execute a Resolution Setting the Compensation of the Members of the Municipal-Gwinnett County Planning Commission. Subject to approval as to form by the Law Department.	-	13,500
				GCID 20230742 Of a Resolution amending the Fiscal Year 2023 Budget to reflect adjustments to revenues based on actual receipts and anticipated appropriations.	-	1,015,230
				Total: Planning and Development	-	535,284
<i>Total: Development and Enforcement Services District Fund</i>			535,284		-	535,284
Fire and Emergency Medical Services District Fund (102)						
Fire and Emergency Services	166,723,946	166,588,984	(134,962)	To adjust budget for 90 day job vacancies.	-	(134,962)
<i>Total: Fire and Emergency Services District Fund</i>			(134,962)		-	(134,962)

Department/Fund	2023 Adopted Budget	2023 Current Annual Budget - October	Difference (Adjustments Year to Date)	Description	Current Month	Year to Date
Police Services District Fund (106)						
Police Services	174,717,077	174,546,215	(170,862)	Transfer from Non-Departmental: Inmate Medical Reserve	-	106,700
				To adjust budget for 90 day job vacancies.	-	(277,562)
				Total: Police Services	-	(170,862)
Recorder's Court	1,788,445	2,054,095	265,650	Transfer from Non-Departmental: Indigent Defense Reserve	-	180,200
				Transfer from Non-Departmental: Court Interpreter's Reserve	-	72,450
				GCID20230946 Of a Resolution amending the 2023 Compensation Plan. Approval to adjust the Fiscal Year 2023 budget to increase appropriations to reflect the amendment to the 2023 Compensation Plan. Subject to approval as to form by the Law Department.	13,000	13,000
				Total: Recorder's Court	13,000	265,650
Solicitor General	858,513	863,513	5,000	Transfer from Non-Departmental: Court Reporters Reserve	-	5,000
				Total: Solicitor General	-	5,000
Non-Departmental	11,537,801	11,202,551	(335,250)	Transfer to Recorder's Court - From Indigent Defense Reserve	-	(151,100)
				Transfer to Recorder's Court - From Court Interpreter's Reserve	-	(72,450)
				Transfer to Solicitor General - From Court Reporters Reserve	-	(5,000)
				Transfer to Police Services - From Inmate Medical Reserve	-	(106,700)
				Non-Departmental Police	-	(386,950)
				Total: Non-Departmental	-	(335,250)
<i>Total: Police Services District Fund</i>			(235,462)		13,000	(235,462)
Recreation Fund (105)						
Community Services	50,154,729	49,804,770	(349,959)	To adjust budget for 90 day job vacancies.	-	(383,534)
				GCID 20230362 To accept a \$50,000.00 donation from Northside Hospital Gwinnett. This donation will be used for lifeguard training initiatives through our Parks & Recreation division.	-	33,575
				Total: Community Services	-	(349,959)
Support Services	35,440	41,940	6,500	Recreational; contracted industrial repair and maintenance of October 4, 2023	6,500	6,500
				Total: Support Services	6,500	6,500
Non-Departmental	1,025,943	1,019,443	(6,500)	Recreational; contracted industrial repair and maintenance of October 4, 2023	(6,500)	(6,500)
				Total: Non-Departmental	(6,500)	(6,500)
Contribution To Fund Balance	1,487,179	2,741,350	1,254,171	To adjust budget for 90 day job vacancies.	-	383,534
				GCID 20230742 Of a Resolution amending the Fiscal Year 2023 Budget to reflect adjustments to revenues based on actual receipts and anticipated appropriations.	-	870,637
				Total: Community Services	-	1,254,171
<i>Total: Recreation Fund</i>			904,212		-	904,212
Gwinnett Place TAD Fund (165)						
Contribution To Fund Balance	-	200,000	200,000	GCID 20230742 Of a Resolution amending the Fiscal Year 2023 Budget to reflect adjustments to revenues based on actual receipts and anticipated appropriations.	-	200,000
<i>Total: Gwinnett Place TAD Fund</i>			200,000		-	200,000

Department/Fund	2023 Adopted Budget	2023 Current Annual Budget - October	Difference (Adjustments Year to Date)	Description	Current Month	Year to Date
Indian Trail TAD Fund (162)						
Contribution to Fund Balance	-	175,000	175,000	GCID 20230742 Of a Resolution amending the Fiscal Year 2023 Budget to reflect adjustments to revenues based on actual receipts and anticipated appropriations.	-	175,000
<i>Total: Indian Trail TAD Fund</i>			175,000		-	175,000
Jimmy Carter Boulevard TAD Fund (161)						
Contribution to Fund Balance	-	750,000	750,000	GCID 20230742 Of a Resolution amending the Fiscal Year 2023 Budget to reflect adjustments to revenues based on actual receipts and anticipated appropriations.	-	750,000
<i>Total: Jimmy Carter Boulevard TAD Fund</i>			750,000		-	750,000
Lake Lucerne TAD Fund (164)						
Contribution to Fund Balance	-	20,000	20,000	GCID 20230742 Of a Resolution amending the Fiscal Year 2023 Budget to reflect adjustments to revenues based on actual receipts and anticipated appropriations.	-	20,000
<i>Total: Lake Lucerne TAD Fund</i>			20,000		-	20,000
Park Place TAD Fund (163)						
Contribution to Fund Balance	-	150,000	150,000	GCID 20230742 Of a Resolution amending the Fiscal Year 2023 Budget to reflect adjustments to revenues based on actual receipts and anticipated appropriations.	-	150,000
<i>Total: Park Place TAD Fund</i>			150,000		-	150,000
The Exchange at Gwinnett TAD Fund (166)						
Planning and Development	3,010,126	4,418,094	1,407,968	GCID 20230742 Of a Resolution amending the Fiscal Year 2023 Budget to reflect adjustments to revenues based on actual receipts and anticipated appropriations.	-	1,407,968
<i>Total: The Exchange at Gwinnett TAD Fund</i>			1,407,968		-	1,407,968
Street Lighting Fund (002)						
Transportation	8,700,050	8,714,668	14,618	GCID 20230838 Of incorporation of the Parkwood Ridge subdivision into the Gwinnett County Streetlighting Program. The estimated installation cost is \$18,360.00 and estimated annual revenue and operating cost is \$7,485.00. The installation of these streetlights is funded by the 2017 SPLOST Program. Subject to approval as to form by the Law Department.	7,485	14,120
				GCID 20230946 Of a Resolution amending the 2023 Compensation Plan. Approval to adjust the Fiscal Year 2023 budget to increase appropriations to reflect the amendment to the 2023 Compensatipn Plan. Subject to approval as to form by the Law Department.	498	498
				Total: Transportation	7,983	14,618
Contribution to Fund Balance	476,777	516,279	39,502	Street Lighting; Fund balance balancing entries	(498)	39,502
				Total: Contribution to Fund Balance	(498)	39,502
<i>Total: Street Lighting Fund</i>			54,120		7,485	54,120
Opioid Remediation Fund (015)						
Contribution to Fund Balance	-	60,000	60,000	GCID 20230742 Of a Resolution amending the Fiscal Year 2023 Budget to reflect adjustments to revenues based on actual receipts and anticipated appropriations.	-	60,000
<i>Total: Opioid Remediation Fund</i>			60,000		-	60,000
Sheriff Special Justice Fund (065)						
Sheriff Special Operations	140,000	230,020	90,020	Adjust revenue and appropriation budgets to incorporate collected revenue for confiscated assets for Special Revenue Funds.	-	90,020
<i>Total: Sheriff Special Justice Fund</i>			90,020		-	90,020

Department/Fund	2023 Adopted Budget	2023 Current Annual Budget - October	Difference (Adjustments Year to Date)	Description	Current Month	Year to Date
Sheriff Special State Fund (067)						
Sheriff Special Operations	70,000	139,653	69,653	Adjust revenue and appropriation budgets to incorporate collected revenue for confiscated assets for Special Revenue Funds.	-	69,653
<i>Total: Sheriff Special State Fund</i>			69,653		-	69,653
Stadium Fund (055)						
Contributions to Fund Balance	169,684	232,272	62,588	GCID 20230742 Of a Resolution amending the Fiscal Year 2023 Budget to reflect adjustments to revenues based on actual receipts and anticipated appropriations.	-	62,588
<i>Total: Stadium Fund</i>			62,588		-	62,588
Airport Operating Fund (520)						
Transportation	2,274,846	2,252,582	(22,264)	To adjust budget for 90 day job vacancies.	-	(22,264)
<i>Total: Airport Operating Fund</i>			(22,264)		-	(22,264)
Solid Waste Operating Fund (595)						
Support Services	57,515,062	57,501,127	(13,935)	To adjust budget for 90 day job vacancies.	-	(13,935)
<i>Total: Solid Waste Operating Fund</i>			(13,935)		-	(13,935)
Stormwater Operating Fund (590)						
Planning and Development	1,947,096	1,922,847	(24,249)	To adjust budget for 90 day job vacancies.	-	(24,249)
Water Resources	30,786,624	30,712,019	(74,605)	To adjust budget for 90 day job vacancies.	-	(74,605)
<i>Total: Stormwater Operating Fund</i>			(98,854)		-	(98,854)
Water and Sewer Operating Fund (501)						
Water Resources	422,441,216	421,763,926	(677,290)	GCID 20230165 RP004-23, development of the Gwinnett County 2045 Unified Plan, to Tunnell, Spangler & Associates, Inc. dba TSW, amount not to exceed \$1,260,400.00 (negotiated cost savings of \$5,695.00). Contract to follow award. Subject to approval as to form by the Law Department.	-	535,775
				GCID 20230036 Of a Supplemental Resolution approving the forms, terms and conditions, and authorizing the execution, delivery, and performance of a Loan Agreement and Note relating to a loan from the Clean Water State Revolving Fund, administered by Georgia Environmental Finance Authority (GEFA), amount not to exceed \$50,000,000; and for other related purposes. Subject to approval as to form by the Law Department.	-	55,500
				To adjust budget for 90 day job vacancies.	-	(1,268,565)
				Total: Water Resources	-	(677,290)
<i>Total: Water and Sewer Operating Fund</i>			(677,290)		-	(677,290)
Administrative Support Fund (665)						
Communications	8,582,631	8,493,084	(89,547)	To adjust budget for 90 day job vacancies.	-	(89,547)
				Total: Communications	-	(89,547)
County Administration	4,103,849	5,341,599	1,237,750	GCID 20230742 Of a Resolution amending the Fiscal Year 2023 Budget to reflect adjustments to revenues based on actual receipts and anticipated appropriations.	-	1,237,750
				Total: County Administration	-	1,237,750
Financial Services	13,814,838	12,338,251	(1,476,587)	To adjust budget for 90 day job vacancies.	-	(281,714)
				GCID 20230742 Of a Resolution amending the Fiscal Year 2023 Budget to reflect adjustments to revenues based on actual receipts and anticipated appropriations.	-	(1,194,873)
				Total: Financial Services	-	(1,476,587)
Human Resources	6,719,490	6,549,679	(169,811)	To adjust budget for 90 day job vacancies.	-	(169,811)
				Total: Human Resources	-	(169,811)

Department/Fund	2023 Adopted Budget	2023 Current Annual Budget - October	Difference (Adjustments Year to Date)	Description	Current Month	Year to Date
Information Technology	68,256,200	67,769,723	(486,477)	To adjust budget for 90 day job vacancies.	-	(486,477)
				Total: Information Technology	-	(486,477)
Law	3,525,576	3,479,817	(45,759)	To adjust budget for 90 day job vacancies.	-	(55,759)
				Transfer to Law from: Non-Departmental	-	10,000
				Total: Law	-	(45,759)
Support Services	21,003,558	21,236,018	232,460	To adjust budget for 90 day job vacancies.	-	(67,540)
				GCID 20230742 Of a Resolution amending the Fiscal Year 2023 Budget to reflect adjustments to revenues based on actual receipts and anticipated appropriations.	-	300,000
				Total: Support Services	-	232,460
Non-Departmental	2,548,500	2,538,500	(10,000)	Transfer from Non-Departmental to: Law	-	(10,000)
				Total: Non-Departmental	-	(10,000)
Working Capital Reserve	-	1,056,577	1,056,577	To adjust budget for 90 day job vacancies.	-	1,150,848
				GCID 20230742 Of a Resolution amending the Fiscal Year 2023 Budget to reflect adjustments to revenues based on actual receipts and anticipated appropriations.	-	(94,271)
				Total: Working Capital Reserve	-	1,056,577
Total: Administrative Support Fund			248,606		-	248,606
Auto Liability Fund (606)						
Financial Services	2,384,663	2,884,663	500,000	GCID 20230742 Of a Resolution amending the Fiscal Year 2023 Budget to reflect adjustments to revenues based on actual receipts and anticipated appropriations.	-	500,000
Total: Auto Liability Fund			500,000		-	500,000
Fleet Management Fund (610)						
Support Services	9,908,667	11,910,285	2,001,618	GCID 20230742 Of a Resolution amending the Fiscal Year 2023 Budget to reflect adjustments to revenues based on actual receipts and anticipated appropriations.	-	2,000,000
				To adjust budget for 90 day job vacancies.	-	(39,940)
				Total: Support Services	-	1,960,060
Working Capital Reserve	267,174	696,679	429,505	GCID 20230742 Of a Resolution amending the Fiscal Year 2023 Budget to reflect adjustments to revenues based on actual receipts and anticipated appropriations.	-	431,123
				To adjust budget for 90 day job vacancies.	-	39,940
				Total: Working Capital Reserve	-	471,063
Total: Fleet Management Fund			2,431,123		-	2,431,123
Group Self-Insurance Fund (605)						
Human Resources	78,019,035	77,942,713	(76,322)	To adjust budget for 90 day job vacancies.	-	(76,322)
				Total: Human Resources	-	(76,322)
Working Capital Reserve	350,043	1,397,674	1,047,631	To adjust budget for 90 day job vacancies.	-	76,322
				GCID 20230742 Of a Resolution amending the Fiscal Year 2023 Budget to reflect adjustments to revenues based on actual receipts and anticipated appropriations.	-	971,309
				Total: Working Capital Reserve	-	1,047,631
Total: Group Self-Insurance Fund			971,309		-	971,309

Department/Fund	2023 Adopted Budget	2023 Current Annual Budget - October	Difference (Adjustments Year to Date)	Description	Current Month	Year to Date
Risk Management Fund (602)						
Financial Services	11,393,170	11,643,170	250,000	GCID 20230742 Of a Resolution amending the Fiscal Year 2023 Budget to reflect adjustments to revenues based on actual receipts and anticipated appropriations.	-	250,000
Working Capital Reserve	1,154,355	969,530	(184,825)	GCID 20230742 Of a Resolution amending the Fiscal Year 2023 Budget to reflect adjustments to revenues based on actual receipts and anticipated appropriations.	-	(184,825)
<i>Total: Risk Management Fund</i>			65,175		-	65,175
Workers' Compensation Fund (604)						
Human Resources	5,999,143	5,997,317	(1,826)	To adjust budget for 90 day job vacancies.	-	(1,826)
<i>Total: Workers' Compensation Fund</i>			(1,826)		-	(1,826)
Total Appropriation Budget Adjustments			\$ 19,805,267		\$ 257,676	\$ 19,805,267

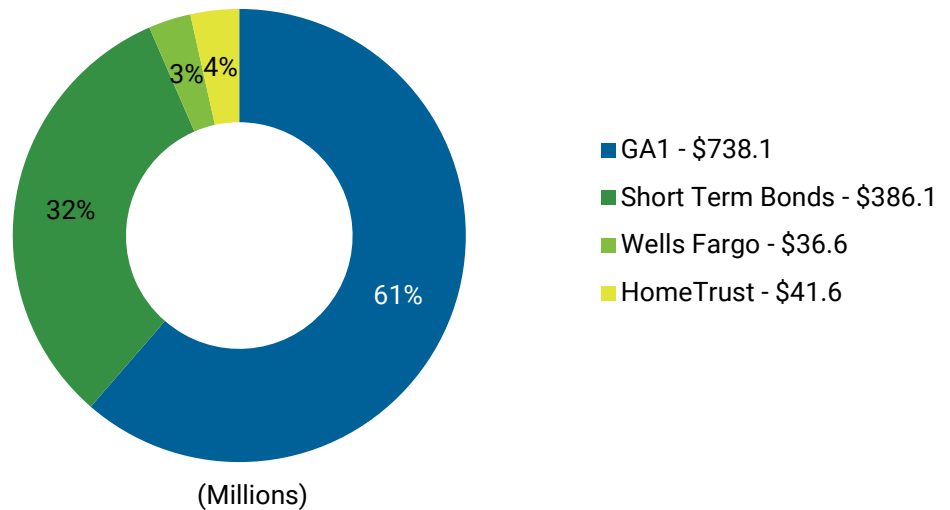
FINANCIAL POSITION AS OF JUNE 30, 2023

As of the report date, the County is managing \$2,147,342,879 in cash and investments representing the Total Portfolio. The total includes assets in both the operating and capital funds. For reporting purposes, the Total Portfolio is divided into three (3) sub-portfolios: Liquidity, Bond, and Investment. The nominal values at June 30 were:

Liquidity Portfolio		
Interest Bearing	\$ 779,670,092	36.3%
Securities (Maturity <1yr)	386,079,820	18.0%
Non-Interest Bearing	<u>36,613,798</u>	<u>1.7%</u>
Total Liquidity Portfolio	<u>1,202,363,710</u>	<u>56.0%</u>
Bond Portfolio	121,975,147	5.7%
Investment Portfolio (Maturity >1yr)	<u>823,004,022</u>	<u>38.3%</u>
Total	<u>\$ 2,147,342,879</u>	<u>100.0%</u>

LIQUIDITY PORTFOLIO

Liquidity Portfolio



Liquidity balances include interest bearing accounts at the State Local Government Investment Pool, Georgia Fund 1 (GA1), and balances held in checking and savings accounts at various financial institutions.

ACCOUNT TYPE	% LIQUIDITY PORTFOLIO	\$ LIQUIDITY PORTFOLIO	AVERAGE YIELD %*
GA1 – Georgia Local Investment Pool	61.4%	\$ 738,089,568	5.12%
Short-Term Securities	32.1%	386,079,820	2.65%
Non-Interest Bearing Bank Accounts (WF)	3.0%	36,613,798	0.00%
Money Market, Interest Bearing	<u>3.5%</u>	<u>41,580,524</u>	5.00%
Total Liquidity Portfolio	<u>100.0%</u>	<u>\$1,202,363,710</u>	4.30%

*Excludes non-interest bearing from the yield calculation

At June 30, 2023, the weighted average coupon (WAC) calculated on the Liquidity Portfolio, excluding non-interest bearing deposit balances at Wells Fargo, was 4.30% compared to 1.03% at June 30, 2022.

The WAC is benchmarked against two indices: S&P GIP Government Index + 17 basis points and GA1 + 10 basis points. As of June 30, the WAC [4.30%] trailed the S&P GIP Gov benchmark [5.16%] by 0.86%. The WAC [4.30%] trailed the GA1 benchmark [5.22%] by 0.92%. The WAC is experiencing a higher than usual variance versus the benchmark due to Federal Reserve Bank rate hikes. Starting in June 2022, the Federal Reserve Bank increased its overnight rate by a total of 500 basis points. Due to a weighted average maturity in the GA1 portfolio of 28 days, the GA1 benchmark has reacted to these hikes much faster than the whole of the liquidity portfolio. At June 30, 2023, the County held \$386,079,820 in short-term securities with final maturities of less than 1 year, and a weighted average maturity of 168 days.

SECURITIES ACCOUNT	AMOUNT
Operating	\$ 249,197,027
2014 Sales Tax	6,330,616
2017 Sales Tax	<u>130,552,177</u>
Total Short-Term Securities	<u>\$386,079,820</u>

At June 30, 2023, bank deposits held by TIAA Bank, HomeTrust Bank, and Wells Fargo Bank (WF) totaled \$78,194,322. In accordance with State law, bank balances are insured by the Federal Deposit Insurance Corporation (FDIC) up to a total value of \$250,000 or investment securities pledged as collateral and held by custodians.

As of June 30, 2023, Wells Fargo and HomeTrust Bank continue to participate in the State of Georgia's Secure Deposit Program in accordance with O.C.G.A. §45-8-13 and O.C.G.A. §45-8-1. Both banks are in compliance with their collateral requirements. Deposits held with TIAA Bank are collateralized by FDIC insurance.

BOND RELATED PORTFOLIO

The Bond Portfolio represented 5.7% of the Total Portfolio at June 30, 2023. The Bank of New York Mellon serves as Custodian and Trustee for the Water and Sewerage Bond Sinking Fund Accounts and the 2020 Water and Sewer Bond construction fund. Regions Bank serves as custodian for the Development Authority Bonds, Urban Redevelopment Agency of Gwinnett County Bonds and Tax Allocation District 6 Bonds. The investment of these funds is designated by bond covenants. At June 30, 2023, all Bond Portfolio deposits were invested at GA1.

BOND RELATED DEPOSITS	AMOUNT
Bank of New York Mellon	
2020 Water and Sewerage Bond Construction Fund	\$32,243,511
Water and Sewer Sinking Funds	<u>66,119,867</u>
Total Bank of New York Mellon	<u>\$98,363,378</u>
Regions Bank	
2020B Development Authority Bond - Gas South District Construction Fund	11,826,999
2020 Tax Allocation District 6 - The Exchange at Gwinnett Funds	7,032,524
2020 Development Authority Bond - Rowen Construction Fund	<u>4,752,246</u>
Total Regions Bank	<u>\$ 23,611,769</u>
Total Bond Portfolio	<u>\$121,975,147</u>

INVESTMENT PORTFOLIO

The nominal value of Long-Term Investment Securities at June 30, 2023 was \$823,004,022 compared to \$809,224,058 at June 30, 2022. These funds represented 38.3% of the Total Portfolio at June 30, 2023, compared to 40.2% at June 30, 2022.

The Investment Portfolio is benchmarked against the S&P 1-3 year Treasury Index. At June 30, 2022, the Investment Portfolio had a weighted average maturity of 2.2 years and a yield-to-maturity of 2.4% versus the benchmark's weighted average maturity of 1.9 years and yield to maturity of 2.1%.

SECURITIES ACCOUNTS

The County has securities in both the Liquidity and Investment Portfolios, and they are held in three safekeeping accounts with Wells Fargo. At June 30, 2023, the market value of all securities totaled \$1,156,201,911. These accounts hold both the County's internally managed securities and securities managed by Atlanta Capital Management and Chandler Asset Management. Atlanta Capital Management manages a portion of the Operating Funds as well as the 2014 and 2017 Sales Tax Portfolios with a total market value of \$178,021,275. Chandler Asset Management manages a portion of the Operating and 2017 Sales Tax Portfolios with a total market value of \$182,433,536. See Appendix B and C for additional manager specific information.

PORTFOLIO	MARKET VALUE	NOMINAL VALUE	WEIGHTED AVERAGE MATURITY	YIELD TO MATURITY
Operating	\$ 803,372,101	\$ 842,911,478	1.8 years	2.41%
2014 Sales Tax - Total	14,374,192	14,803,753	0.9 years	2.02%
2017 Sales Tax - Total	<u>338,455,618</u>	<u>351,368,611</u>	1.4 years	2.62%
Total	<u>\$ 1,156,201,911</u>	<u>\$ 1,209,083,842</u>	1.7 years	2.47%

DIVERSIFICATION

Limits are set by policy to reduce the risk of issuer default. As of June 30, 2023 all balances were below their policy limit.

ISSUER	AMOUNT HELD (NOMINAL VALUE)	% OF TOTAL PORTFOLIO	POLICY LIMIT - % OF TOTAL PORTFOLIO
FHLMC	\$ 256,421,065	12%	35%
FNMA	111,654,300	5%	35%
FFCB	239,192,336	11%	35%
UST	181,400,000	8%	100%
FHLB	336,050,000	16%	35%
GA Municipal Bonds	60,957,334	3%	25%
GNMA	<u>23,408,807</u>	<u>1%</u>	35%
Securities Total	<u>\$ 1,209,083,842</u>	<u>56%</u>	
Georgia Fund 1	860,064,715	40%	80%
Wells Fargo	36,613,798	2%	50%
HomeTrust Bank	41,547,125	2%	5%
CDARS	-	0%	50%
TIAA Bank	<u>33,399</u>	<u>0%</u>	5%
Bank Account Total	<u>\$938,259,037</u>	<u>44%</u>	
Total Portfolio	<u>\$2,147,342,879</u>	<u>100%</u>	

MBS – SUBCLASS OF AGENCIES	NOMINAL VALUE	% OF TOTAL PORTFOLIO – UP TO 25%
FHLMC MBS	\$ 198,706,065	9%
FNMA MBS	55,332,868	3%
GNMA MBS	23,408,807	1%
FFCB MBS	<u>692,336</u>	<u>0%</u>
Total MBS	\$ 278,140,076	13%

REVENUE

For the 6-month period ended June 30, 2023, total bank and investment income increased significantly over the same period in 2022. This is attributable to interest rate increases related to the effect of inflation on financial markets.

	THROUGH JUNE 30, 2022	THROUGH JUNE 30, 2023
All Other Funds	\$2,536,444	\$18,568,914
Capital Funds	2,190,180	9,924,041
Sales Tax Funds	<u>1,472,120</u>	<u>7,088,505</u>
Total	\$6,198,744	\$35,581,460

GEORGIA FUND 1 (GA1)

As of the report date, the County had liquidity funds totaling \$738,089,568 and bond funds totaling \$121,975,147 representing a total of \$860,064,715 invested with GA1 managed by the State of Georgia. Gwinnett County's share is 2.8% of the \$30.7 billion total GA1 balance. The current yield for GA1 at June 30, 2023, was 5.12%, compared to 1.08% at June 30, 2022.

MARKET ENVIRONMENT

Short-term rates started to rise late in the second quarter of 2022 as the Federal Reserve Bank began increasing interest rates to combat high inflation levels. Although inflation levels peaked early in the fourth quarter of 2022, short-term interest rates have continued to climb and are expected to remain elevated for an extended period of time.

1 Year Trailing US Treasury Rates

